



**2010-11**  
**ATLANTA THRASHERS**  
**MEDIA GUIDE**

**A BRUTALLY**  
**GOOD TIME**



stylish



dramatic



comfortable



**Make your home beautiful and energy efficient.**

Whether you want to transform your home's style or its energy bill, Philips Lighting makes it easy to select the right light. Find out more at [www.philips.com.4light](http://www.philips.com.4light).

**PHILIPS**  
sense and simplicity

# 2010-11 ATLANTA THRASHERS TABLE OF CONTENTS

## MANAGEMENT & STAFF

Season Schedule .....	2
Staff Directory .....	3-5
Ownership .....	6-8
Executive Management .....	9-11
Hockey Operations .....	12-15
Coaching Staff .....	16-19
Scouting Staff .....	20-21
Training Staff .....	22-23
Broadcasters .....	24-25

## THE PLAYERS

Players .....	28-97
2010 Entry Draft Selections .....	98-102
Chicago Wolves .....	104-105
Gwinnett Gladiators .....	106-107
2008-09 Amateur Prospect Statistics .....	108

## 2009-10 SEASON-IN-REVIEW

2009-10 Final NHL Standings .....	110
2009-10 NHL Leaders .....	111-112
2009-10 Final Individual Statistics .....	113
2009-10 Team Game-by-Game Summary .....	114
2009-10 Home & Road Game-by-Game .....	115
2009-10 Home & Road Statistics .....	116
2009-10 Special Teams Scoring .....	117
2009-10 Statistics vs. Eastern Conference .....	118
2009-10 Statistics vs. Western Conference .....	119
2009-10 Results by Opponent .....	120
2009-10 Miscellaneous Statistics .....	121
2009-10 Team Leaders/Hat Tricks & Penalty Shots .....	122
2009-10 Overtime & Shootout Summary .....	123
2009-10 Multiple-Point, Goal & Assist Games .....	124
2009-10 Scoring Streaks .....	125
2009-10 Player Game-by-Game .....	126-130
2009-10 Attendance Summary .....	131
2009-10 Goals & Shots by Period .....	132
2009-10 Game-by-Game Special Teams .....	133
2009-10 Player Transactions .....	134
2009-10 Injuries & Illnesses .....	135

## 2009-10 OPPONENTS

Anaheim Ducks .....	138
Boston Bruins .....	139
Buffalo Sabres .....	140
Calgary Flames .....	141
Carolina Hurricanes .....	142
Chicago Blackhawks .....	143
Colorado Avalanche .....	144
Columbus Blue Jackets .....	145
Dallas Stars .....	146
Detroit Red Wings .....	147
Edmonton Oilers .....	148
Florida Panthers .....	149
Los Angeles Kings .....	150
Minnesota Wild .....	151
Montreal Canadiens .....	152
Nashville Predators .....	153
New Jersey Devils .....	154
New York Islanders .....	155
New York Rangers .....	156
Ottawa Senators .....	157
Philadelphia Flyers .....	158
Phoenix Coyotes .....	159
Pittsburgh Penguins .....	160
St. Louis Blues .....	161
San Jose Sharks .....	162
Tampa Bay Lightning .....	163
Toronto Maple Leafs .....	164
Vancouver Canucks .....	165
Washington Capitals .....	166

## NHL & MISCELLANEOUS INFORMATION

NHL Directory/Critical Dates .....	168
NHL Divisional Alignment .....	169
Hockey Operations .....	170-171
How to Figure .....	172
NHL On-Ice Officials .....	173
NHL Awards .....	174-177
In The Community .....	178-179
Hockey Development .....	180-181
Official Team Mascot .....	182
Practice Facility .....	183
Philips Arena .....	184-186

## THRASHERS TEAM HISTORY

All-Time Record by Opponent .....	188
Top 50 All-Time Scorers .....	189
All-Time Leaders by Category .....	190-192
Single-Season Leaders by Category .....	193
All-Time Hat Tricks .....	194
All-Time Shutouts .....	195-196
All-Time Penalty Shots .....	197
All-Time Overtime Summary .....	198-199
All-Time Shootout Summary .....	200
Season-by-Season Records .....	201
Season-by-Season Special Teams .....	202
Season-by-Season Team Streaks .....	203
Season-by-Season Overtime & Shootout Record .....	203
All-Time Half-Season Comparisons .....	204
Season-by-Season Attendance .....	204
Season-by-Season Leaders .....	205-208
1999-00 Season Summary .....	209
2000-01 Season Summary .....	210
2001-02 Season Summary .....	211
2002-03 Season Summary .....	212
2003-04 Season Summary .....	213
2005-06 Season Summary .....	214
2006-07 Season Summary .....	215
2007-08 Season Summary .....	216
2008-09 Season Summary .....	217
2009-10 Season Summary .....	218
All-Time Single-Season Team Records .....	219
All-Time Single-Game Team Records .....	220-223
All-Time Team Rallies & Streaks .....	224-225
All-Time Single-Game Player Records .....	226-227
All-Time Single-Season Player Records .....	228-229
Thrashers Firsts .....	230
The Last Time .....	231
All-Time Draft History .....	232-233
All-Time Transactions .....	234-239
All-Time Awards & Honors .....	240
All-Time Numerical Roster .....	241-242
All-Time Coaches & Captains .....	242
Franchise Timeline .....	243-244
All-Time Playoff History .....	245-250
All-Time Player Register .....	251-257

## 2010-11 ATLANTA THRASHERS MEDIA GUIDE

**Executive Editor:** Rob Koch  
**Editors:** Rob Tillotson, Matt Conti  
**Editorial Assistant:** Travis Betts, Lee Wilson  
**Design:** Jason Duignan  
**Photography:** Scott Cunningham  
**Statistical Assistance:** Elias Sports Bureau  
**Printing Supervisor:** Linley Brown  
 Tucker Castleberry Printing  
**Thrashers Team Photographer:** Scott Cunningham



## Ownership - Atlanta Spirit, LLC

Bruce Levenson, Michael Gearon, Steve Belkin, Ed Peskowitz,  
Rutherford Seydel, Todd Foreman, Felix Riccio, Michael Gearon, Sr., Beau Turner

### Executive Management

President, Atlanta Thrashers and Executive Vice President, Atlanta Spirit LLC.....	Don Waddell
President, Atlanta Hawks and Philips Arena, and Executive Vice President, Atlanta Spirit LLC.....	Bob Williams
Executive Vice President and General Manager, Atlanta Hawks.....	Rick Sund
Senior Vice President and Chief Financial Officer.....	Phil Ebinger
Senior Vice President, Sales and Marketing, and Chief Sales Officer.....	Tracy White
Senior Vice President and Chief Legal Officer, and Assistant General Manager, Atlanta Hawks.....	Scott Wilkinson

### Hockey Operations

General Manager.....	Rick Dudley
Vice President and Assistant General Manager.....	Larry Simmons
Director of Amateur Scouting and Player Development.....	Dan Marr
Director of Player Personnel.....	Mark Dobson
Senior Director of Team Services.....	Michele Zarzaca
Manager of Player Development, and Hockey Administration.....	Ryan Bowness
Hockey Operations Office Coordinator.....	Rachel Stamper

### Coaching Staff

Head Coach.....	Craig Ramsay
Associate Coach.....	John Torchetti
Assistant Coach.....	Mike Stothers
Video Coach.....	Tony Borgford
Goaltending Consultant.....	Clint Malarchuk

### Scouting Staff

Head Scout.....	Marcel Comeau
Full-Time Scouts.....	Evgeny Bogdanovich, Mark Hillier, Tavis MacMillan
Part-Time Scouts.....	Bob Owen, John Perpich, Grant Sonier, Pat Carmichael, Fredrik Jax, Fred Devereaux, John McNamara, Joe Patterson

### Training Staff

Strength and Conditioning Coach.....	Barry Brennan
Head Athletic Trainer.....	Tommy Alva
Assistant Athletic Trainer.....	Step Roberts
Massage Therapist.....	Inar Treiguts

### Equipment Staff

Head Equipment Manager.....	Bobby Stewart
Equipment Manager.....	Joe Guilmet
Assistant Equipment Manager.....	Jim Guilmet

### Medical Staff

Team Physician and Orthopaedic Surgeon.....	Dr. Scott Gillogly
Assistant Team Physician and Internist.....	Dr. William Whaley
Primary Care Sports Medicine.....	Dr. Ched Garten
Oral and Maxillofacial Surgeon.....	Dr. Glenn Maron
Team Dentists.....	Dr. Lawrence Saltzman
Mental Skills Consultants.....	Dr. Brett Silverman Al Turowetz, Ed Freedberg

### Public Relations

Senior Director of Public Relations.....	Rob Koch
Manager of Media Relations.....	Rob Tillotson
Manager of Public Relations.....	Matt Conti

### Administration

Executive Assistant/ Sr. Director of Office Operations.....	Teresa Utley
Receptionist/Office Assistant.....	India Britt

### Broadcasting

Senior Director of Radio Operations/ Atlanta Thrashers Radio Play-by-Play Announcer.....	Dan Kamal
Director of Youth Sports/Television Analyst.....	Darren Eliot
Director of Speakers Bureau/ Television Play-by-Play Announcer, Atlanta Hawks..	Bob Rathburn
Television Play-By-Play Announcer, Atlanta Thrashers.....	Matt McConnell
Radio Play-By-Play Announcer, Atlanta Hawks.....	Steve Holman

### Broadcast & Corporate Partnerships

Vice President of Corporate Partnerships.....	Bill Abercrombie
Senior Director of Corporate Partner and Suite Activation.....	Chris Carter
Director of Business Development.....	Mike Harrison
Director of Corporate Partnerships.....	Stewart Tanner
Senior Manager of Corporate Partner and Suite Activation.....	Lauren Fisher
Managers of Corporate Partnerships.....	Chris Beaudin, Boma Ekiyor, Michael Nuciforo, Mike MacLane, Johanna Styne
Manager of Corporate Partner Activation.....	Brandi Burton
Manager of Broadcast Services.....	Diana Corbin
Senior Coordinator of Broadcast and Corporate Partnerships.....	Jamie Burns
Coordinators of Corporate Partner Activation.....	Catherine Abrenica, Kellie Goins, Erin Attaway
Assistants of Corporate Partner Activation.....	Brittany Goodman, Kimberly Francois
Coordinator of Broadcast Services.....	Kayla Pressley
Administrative Assistant.....	Susan Garrison

### Corporate Comm., Human Resources & Community Dev.

Vice President of Corporate Communications, Administration and Community Development.....	Ailey Penningroth
Director of Community Development.....	Andrea Carter
Director of Human Resources.....	Tony Donato
Manager of Human Resources.....	Kassie Broker
Manager of Benefits.....	Keith Hildibrand
Publisher, Corporate Communications.....	Kenan Woods
Senior Coordinator of Community Development.....	Courtney Schweers
Senior Coordinator of Community Development.....	Jen Lehren
Coordinator of Human Resources.....	Kathy Wood

## Finance

Controller/Senior Director of Accounting .....Michelle Walker  
 Director of Budget and Financial Analysis .....Kathy King  
 Assistant Controller .....Darius Nixon  
 Senior Manager of Accounting .....Brandolyn McMullen  
 Manager of Payroll .....Julia Wu  
 Supervisor of Accounting & Financial Systems.....Melana Mims  
 Payroll Specialist .....Javacia Harrison  
 Payroll Coordinator.....Marsha Johnson  
 Financial Analyst.....Wanda White  
 Senior Staff Accountant .....Nikia Clark  
 Staff Accountants .....Marva Goldson, Raiford Hodges  
 .....Jamie Thompson, Loree Dawson

## Information Technology

Senior Director of Information Technology .....Charles Gore  
 Manager of Information Technology .....Jon Halseth  
 Senior Systems Administrator.....Marc Baron

## Game Operations & Creative Services

Senior Director of Game Operations and Creative  
 Services.....Peter Sorckoff  
 Assistant Director of Creative Services .....Derek Carlin  
 Manager of Thrashers In-Game Entertainment .....Andy Labesky  
 Senior Manager of Hawks In-Game Entertainment ..Matt Payne  
 Graphic Design Manager .....Jason Duignan  
 Manager of Dance Team and Talent .....Donni Frazier  
 Mascot Coordinators .....Melvin Banks, James Wood  
 Game Operations Coordinator .....Keith Hansard  
 Senior Graphic Designer .....Matty Ryan  
 Game Operations Assistant .....Lauren Kania

## Legal

Senior Counsel .....Caren Cook  
 Staff Counsel .....Bill Hightower

## Marketing

Vice President of Marketing .....Jim Pfeifer  
 Director of Interactive Marketing .....David Elgin  
 Manager of Marketing Partnerships and  
 Promotions.....Meredith Sanders  
 Manager of Basketball Development and Youth  
 Marketing.....Michael J. Brown  
 Manager of Website .....John Newberry  
 Senior Web Site Coordinator .....Ben Wright  
 Interactive Content Producer/Editor .....Kyle Payne  
 Coordinator of Marketing.....Jen DeBono  
 Coordinator of e-Marketing.....Lindsay Morgan  
 Assistant of Fan Development and Promotions  
 .....Kirsten Salmonsén

## Ticket Sales and Service

Vice President of Ticket Sales and Service.....Kyle Brunson  
 Senior Director of Ticket Services.....Wendell Byrne  
 Director of Premium Seating.....Ryan Barefoot  
 Director of New Ticket Sales .....Corey Breton  
 Director of Service and Retention .....Brad Hamacher  
 Director of Group Sales .....Denise Sicheneder  
 Manager of Ticket Sales .....Shawn Doss  
 Senior Manager of Ticket Services .....Gilda Carlisle  
 Manager of Club Seat Service .....Rob McCaleb

## Ticket Sales and Service, cont...

Manager of Service and Retention .....Barry Kessler  
 Manager of Analytics and Planning.....Jerry Tsui  
 Manager of Group Sales and Service .....Mitch Ried  
 Senior Sales Consultant .....Keith Brennan  
 Ticket Sales Coordinator .....Nikia Bynum-Whitaker  
 Ticket Service Coordinator .....Phil Kvidt  
 Premium Seating Account Executives .....Ruje Afsharpour  
 .....Michael Flynn, Andy Riccioni, Randy Wills  
 Suite Sales Executive .....Ryan Sember, Drew  
 Mills New Season Ticket Sales Executives .....Eric  
 Anderson  
 .....Brooks Hunt, Anthony Oliveto, Tom Hadsell, Jake Thayer,  
 .....Michael Reynolds, Sebastian Csaszar, John Torris,  
 .....David Baldwin, Caitlin Martin, Chris Hong, Trey Bennett,  
 .....Dan Hindman, Steve Holwerda, Rachel Dinnerman  
 Group Sales and Service Executives .....Karin Beckman,  
 .....Corey Brownell, Jamie Grant, Jordan Otto, Lauren Adee,  
 .....Ryan Collier, Jess Barron, Kevin Gibson, Mike Taylor,  
 .....Kathleen Mele, Liz Dickey  
 Premium Seating Service Executives.....Stacey Belding,  
 .....William Stephens  
 Service and Retention Executives.....Jill Snodgrass  
 .....Adam Smoller, Jeremy Cockrell, Brian Graham,  
 .....Bryan Mitzel, Joe Green  
 Assistants, Ticket Services .....Karen Peoples, Jeff Lev

## Atlanta Hawks

### Basketball Operations

Assistant GM/Director of Player Personnel .....David Pendergraft  
 Vice President of Basketball .....Dominique Wilkins  
 Director of Basketball Operations .....Mike McNeive  
 Player Relations and Programs Manager .....Duane Ferrell  
 Executive Assistant to the GM and Manager of Basketball  
 Operations .....Carole Harding  
 Team Services and Scouting Coordinator .....Lalita Haynes  
 Senior Video Coordinator .....Luke Steele  
 Video Coordinator .....John Beckett  
 Equipment and Practice Facility Manager .....Zac Walsh  
 Chef, Hawks Players Lounge .....Bradley Rouse

### Hawks Coaching Staff

Head Coach .....Larry Drew  
 Assistant Coaches.....Bob Bender, Lester Conner  
 .....Kevin Gattison, Tyrone Hill

### Player Development

Instructor .....Nik Van Erel  
 Hawks Scouting Staff Scouts .....Greg Ballard, Mark Crow  
 .....Ron Meikle, Stephen Giles Lojze Milosavljevic

### Hawks Training Staff

Head Athletic Trainer .....Wally Blase  
 Assistant Coach/Player Performance .....Pete Radulovic  
 Strength and Conditioning Coach .....Chattin Hill

### Hawks Medical Staff

Team Physicians .....Dr. Michael Bernot, Dr. Scott Kleber  
 .....Dr. Ashok Reddy, Dr. Robert Marmer  
 Team Dentist .....Dr. Louis Freedman

## Hawks Public Relations

Vice President of Public Relations .....Arthur Triche  
 Director of Media Relations .....Jon Steinberg  
 Senior Manager of Media Relations .....Jason Roose

## Philips Arena

### Executive Management

Senior Vice President of Philips Arena .....Trey Feazell  
 Vice President of Operations .....Patrick Lane  
 Vice President of Building and Event Operations...Barry Henson  
 Vice President of Customer Service and Operations .....  
 .....Jason Parker

### Administration

Executive Assistant to President .....Dee Caporale  
 Administrative Assistant to VP of Operations  
 and VP Building and Event Operations .....Janice Koon  
 Executive Assistant & Booking Manager .....Rita Cobb

### Bookings/Box Office/Marketing

Senior Director of Marketing and Business Development .....  
 .....Kevin Preat  
 Senior Director of Box Office .....Sam Williams  
 Box Office Managers .....Rick Scholla, David Scruggs  
 Manager of Event Marketing and Promotion .....  
 .....Amanda Blank  
 Box Office Coordinator .....Joan Hicks  
 Premium Seating Ticket Assistants .....Jennifer Reece,  
 .....Paul Kvidt  
 Ticket Seller .....Charlotte Cowings

### Building and Event Operations

Director of Event and Building Operations .....Chuck Robinson  
 Assistant Director of Event and Building Operations .....  
 .....Stephen Willmann  
 Manager of Event Conversion .....Johnny Brown  
 Manager of Event Operations .....Paul Krajewski  
 Manager of Post Event Conversion .....Brandon Miller  
 Assistant Manager of Conversion .....Richard Manley  
 Event Coordinator .....Catie Scott  
 Environmental Services Supervisor .....Kevin Calderon  
 Conversion Leads.....Willie Ficklin, Jack Jordan  
 .....Fred White, Jesse Williams  
 Electrician Lead .....John Garrett  
 HVAC Lead .....William Utley  
 BMT I .....Marcelo Tabor  
 BMT II .....Rodney Richardson, Daniel Benton  
 Electrician II .....James Bradford, Kelly Hall,  
 .....Kurt Deaton, Mike Harney,  
 HVAC I .....Ashanti Lewis, Kelvin Khayyam  
 HVAC II .....Levern Taylor, Doug Stewart  
 Locksmith .....Steve Wascher  
 Painter II .....Sam Dunn, Jeremiah Eberhart  
 Plumber .....Robert Vine

## Customer Service

Assistant Director of Customer Service and Operations .....  
 .....Keith Wente  
 Senior Manager of Premium Services.....Larry Taylor  
 Manager of Guest Services .....Sharonda O'Rear  
 Manager of Customer Service .....Chanda Dabney  
 Receptionist .....Janet Barry

## Retail Operations

Director of Retail Merchandising .....Kathy Hakiki  
 Manager of Arena Store .....Destra Tontala  
 Manager of Warehouse .....Dennis Shoup  
 Assistant Manager of Arena Store .....Scott Dumais

## Security

Coordinator of Security .....Sheila Hall  
 Supervisors of Security .....Darriel Bailey,  
 .....Luther Hitchcock, Maranda Knox,  
 Security Officers .....Latasia Crawford, Nedra Evans,  
 .....Fred Jones, Gwendolyn Lee, Betty Lesaine,  
 .....Courtney Lupoe, Terry Martin, Lovett Dent, Bennie Jenkins,  
 .....Tony Goodson, Jimmy Jones, Gustavo White,  
 .....Marquez Bogle, Justin Mays, Rene Thomas, James Spruill,  
 .....Juan Hall, Rowen Phillips

## Video Production

Director of Video Production .....David Schindler  
 Manager of Video Production .....Rob Calia  
 Chief Engineer, Video Production .....Vince Laster  
 Audio Engineer .....Mike Knowles  
 Senior Producer/Editor.....Steve Welsh  
 Producer, Video/Graphics .....Dan Bartlett, Mike Deuel





## **BRUCE LEVENSON**

---

Bruce and Ed Peskowitz co-founded United Communications Group (UCG), a portfolio of professional business information companies, in 1977. UCG, which is now one of the largest privately held business information companies in the world, provides specialized information to more than two million clients in numerous business sectors, including healthcare, technology, energy, telecommunications and financial services. Involved in many philanthropic endeavors, Bruce has served as president of the "I Have a Dream Foundation," and serves on the board of Hoop Dreams. Levenson is a graduate of Washington University in St. Louis and the American University School of Law. From 1994-99, he and Peskowitz owned a minority interest in the Washington Capitals, Wizards, Capital Centre and Verizon Center. Bruce has homes in Atlanta and Potomac, Md.



## **MICHAEL GEARON**

---

Michael Gearon, a native and lifelong resident of Atlanta, started a telecommunications enterprise after college and sold the business several years later to American Tower, one of the largest providers of communications towers in the world. He is currently involved with several businesses internationally. A graduate of Georgia State University, Gearon resides in Atlanta with his wife and three children.



## **STEVE BELKIN**

---

Belkin is the founder and chairman of Trans National Group (TNG), a privately held direct response marketing and investment company headquartered in Boston. Founded in 1974, TNG now has more than 250 employees and has sales of more than \$200 million annually. Belkin, who created the concept of the affinity credit card, has started more than 20 companies under the TNG umbrella, eight of which have been sold. Belkin has served on the board of trustees for Cornell University, the Boston Medical Center, the Sports Museum of New England and is on the board of directors for the Hoffman Institute. He has also been on the Harvard College Visiting Committee, as well as the Committee on University Resources. A native of Grand Rapids, Mich., he is a graduate of Cornell University and holds a master's of business administration from Harvard University. He and his wife, Joan, have two daughters, Julie and Amy, and reside in Boston.





## **ED PESKOWITZ**

---

Peskowitz co-founded United Communications Group (UCG), a portfolio of business information and software solutions companies, with longtime friend and business partner Bruce Levenson in 1977. Today, UCG, with headquarters in Gaithersburg, Maryland, is one of the largest providers of business solutions to vertical markets in the country.



## **RUTHERFORD SEYDEL**

---

Mr. Seydel is a partner in the firm of Davis, Pickren & Seydel in Atlanta, Georgia and concentrates his practice in the area of sustainability, business transactions, energy and eco-system markets, among other interests in real estate, corporate law, private and public foundation law. He is a graduate of the University of Georgia and the Mercer School of Law. He is a Co-Founder and Chairman of the Upper Chattahoochee RiverKeeper, Inc., Chairman of the Conservation Fund, Chairman of the Board of the School of Ecology at the University of Georgia, Board member of the Southern Environmental Law Center, Board member of the Georgia Conservation Voters and Vasser Wooley Foundation. He is an Advisory Board member of the National Parks and Conservation Association and Land Trust Alliance. Mr. Seydel is an officer of United Nations Foundation, Turner Foundation, and Turner Endangered Species Foundation and involved with numerous other organizations. He has been a season ticket-holder of the Hawks for more than 25 years and of the Thrashers since the team's Inaugural Season in 1999. He and his wife, Laura, have three children, John R, Laura Elizabeth and Vasser.



## **TODD FOREMAN**

---

Foreman is a partner in United Communications Group (UCG), the business information company founded by Bruce Levenson and Ed Peskowitz. Foreman, who joined the company in 1992, oversees several of UCG's businesses and focuses on UCG's acquisition strategy along with Levenson. He also oversees the UCG Charitable Foundation which provides money to organizations that serve the community. A Certified Public Accountant, Foreman spent two years in public accounting and five years in real estate consulting prior to joining UCG. He is a native of Baltimore, Md., and received a bachelor's of business administration degree from Emory University and a master's of business administration degree from George Washington University. He and his wife, Tracy, reside in Potomac, Md., and have three children, Samuel, Joshua and Katelyn.



### **FELIX RICCIO**

---

Riccio, who serves as a representative of the Boston ownership, is senior vice president of corporate development for Trans National Group (TNG), a direct response marketing and investment company founded by Steve Belkin. In his position, he oversees the corporate development activities of several operating companies under the TNG umbrella. Prior to joining TNG, Riccio practiced corporate law with Goodwin, Procter & Hoar, LLP in Boston, where he focused on venture capital financings, public offerings and mergers and acquisitions, and served as an investment banker with Morgan Stanley & Co. in New York. A native of Amsterdam, NY, Riccio holds an undergraduate degree from Princeton University and a law degree from the University of Virginia. He and his wife, Moira, have four children, Thomas, Andrew, Catherine and Nicholas, and reside in Wenham, Mass.



### **MICHAEL GEARON, SR.**

---

Gearon has spent almost 30 years in various capacities with the Atlanta Hawks, including general manager (1977-79), president (1977-1986) and chairman of the board (1986-2004). Gearon, who engineered the trades that brought Tom McMillen and the late Terry Furlow to Atlanta, helped the Hawks qualify for the playoffs in both seasons as general manager. A successful entrepreneur who retired from business at age 37, Gearon built one of the top real estate development companies in the country. Gearon & Company, which pioneered the concept of large-scale suburban office parks, was responsible for many of the business developments in Atlanta today, including the Coastal States Building and the Perimeter Center complex. A longtime associate and close friend of Ted Turner, Gearon is a former director of Turner Broadcasting.



### **BEAU TURNER**

---

Turner is involved in endless charitable organizations related to environmental conservation and preservation around the world. He currently serves as Chairman of the Board of Trustees for the Turner Endangered Species Fund and is the Director of Natural Resources and Biodiversity for Turner Enterprises, Inc., the land-holding group for the Turner Family. Turner also serves as a Trustee for the Turner Foundation, a private family foundation that focuses on environmental and population-related causes. He also serves on the board of the Jane Smith Turner Foundation and of the Captain Planet Foundation. Extremely active in the non-profit community as well, he currently serves on the board of Wetlands America Trust and The Peregrine Fund while finding time to be a council member for the Jim Range Conservation Fund. He also works closely with groups like Ducks Unlimited and Tall Timbers Research Station and Land Conservancy. He founded the Beau Turner Youth Conservation Center near his home in Florida in 2008. Children come to the BTYCC to learn about conservation, to interact with nature, to acquire skills like hunting, fishing, archery and camping, and to study alternative energy sources like the solar panels that help to power the center.



**DON WADDELL**

PRESIDENT, ATLANTA THRASHERS  
AND EXECUTIVE VICE PRESIDENT,  
ATLANTA SPIRIT LLC



**BOB WILLIAMS**

PRESIDENT, ATLANTA HAWKS AND PHILIPS ARENA,  
AND EXECUTIVE VICE PRESIDENT,  
ATLANTA SPIRIT LLC



**RICK SUND**

EXECUTIVE VICE PRESIDENT  
AND GENERAL MANAGER, ATLANTA HAWKS



**TRACY WHITE**

SENIOR VICE PRESIDENT,  
SALES AND MARKETING  
AND CHIEF SALES OFFICER



**PHIL EBINGER**

SENIOR VICE PRESIDENT  
AND CHIEF FINANCIAL OFFICER



**SCOTT WILKINSON**

SENIOR VICE PRESIDENT  
AND CHIEF LEGAL OFFICER  
AND ASSISTANT GENERAL MANAGER,  
ATLANTA HAWKS



**DON WADDELL**  
**PRESIDENT, ATLANTA THRASHERS AND**  
**EXECUTIVE VICE PRESIDENT, ATLANTA SPIRIT LLC**

After serving as the team's general manager from its inception in June of 1998 until the end of the 2009-10 season, Don Waddell was promoted to president of the Atlanta Thrashers on April 14, 2010 and is primarily responsible for all aspects of the organization. He also serves as executive vice president of Atlanta Spirit LLC, the parent company of the Thrashers, Hawks and Philips Arena, and is co-chair of the organization's executive committee.

In his current role, Waddell oversees hockey operations and manages numerous business aspects throughout the organization including, finance, marketing, ticketing, game operations and public relations. He will also work closely with Thrashers General Manager Rick Dudley on all team operations.

A veteran of more than 30 years in professional hockey as a player, coach and manager, Waddell has used his experience to guide the Thrashers as the team's general manager for 10 years (1999-2010). During that span, the Thrashers won 308 games and finished first in the Southeast Division during the 2006-07 campaign, earning a playoff appearance that year. He was responsible for piecing together numerous parts of the current Thrashers squad.

Last season, as the Thrashers tied their third-highest win total (35) in team history, Waddell executed a trade in February, which sent Ilya Kovalchuk to the New Jersey Devils for a young nucleus of players who have immediately contributed, including defenseman Johnny Oduya and forwards Niclas Bergfors and Patrice Cormier. The team also acquired a first round pick that was later used to acquire Dustin Byfuglien from the Chicago Blackhawks.

In 2008-09, Waddell added Rich Peverley through a mid-season transaction and collected a number of prospects and valuable draft choices. During the offseason, he acquired a high-scoring top-line forward with Nik Antropov and at the 2009 NHL Entry Draft, added nine prospects to the organization, including fourth overall selection Evander Kane.

Waddell has a long-standing relationship with USA Hockey as a player and manager. He served on the four-member National Team Management Advisory Group that assists in the selection of U.S. men's national teams, including the team that competed in the 2010 Winter Olympic Games in Vancouver, British Columbia, and was the general manager for the team that played in the 2006 Winter Games in Torino.

He also served as the general manager for the U.S. teams at the 2005, 2002 and 2001 World Championships and was the assistant general manager for the 2004 and 2000 World Championships and the 2004 World Cup team.



*Thrashers President Don Waddell talks with General Manager Rick Dudley at the NHL Entry Draft.*

As a player, Waddell helped the U.S. to a Gold Medal at the 1983 World Championships.

In the community, Waddell is active in numerous charitable programs and has been instrumental in developing the Thrashers deep roots in the Atlanta-area. He has played a key role in the growth of hockey in the Atlanta market through his involvement in the youth hockey community and his promotion of the sport.

Waddell came to Atlanta after building two professional hockey franchises (San Diego and Orlando of the now defunct International Hockey League) and serving as assistant general manager for the 1997-98 Stanley Cup-champion Detroit Red Wings. Waddell was vice president of RDV Sports from 1995-97, where he served on the executive committee, which oversaw operations of the NBA's Orlando Magic, the Solar Bears, Magic Fanatics (retail) and Magic Carpet Aviation.

While at RDV Sports, Waddell served as vice president and general manager of the Orlando Solar Bears from 1995-97. He held the same role at the IHL's San Diego Gulls from 1990-95, where he also served as the head coach for the 1991-92 season, taking the team to the franchise's first playoff berth. Prior to San Diego, Waddell spent two seasons with the Flint Spirits of the IHL, for which he served as head coach/general manager in 1988-89 and general manager in 1989-90. Waddell was twice named IHL Executive of the Year (1992-93 and 1995-96).

Waddell's playing experience includes being player/coach for the Flint Spirits from 1986-88 and the Toledo Goaldiggers for the 1985-86 season. He was drafted by the Los Angeles Kings in 1978 and spent three years with the organization from 1980-83.

He played more than nine seasons of professional hockey, finishing with 372 points (95 goals, 277 assists) in 404 games, mostly in the IHL. His best season came in 1981-82, when he finished with 95 points (26 goals, 69 assists) for Saginaw and earned the Governor's Trophy as the league's top defenseman. He was named as an IHL First Team All-Star in 1982 and 1986 and an IHL Second Team All-Star in 1988.



*Thrashers President Don Waddell (pictured right) poses with Director of Amateur Scouting and Player Development, Dan Marr (pictured left) and 2009 NHL Entry Draft first round selection, Evander Kane.*

Waddell played Division I hockey at Northern Michigan University from 1976-80, where he majored in business management. He was inducted into the Northern Michigan University Sports Hall of Fame in 1992 and was named to the 1970s CCHA All-Decade Team. He finished with 172 points (52 goals, 120 assists) in 120 career games at Northern Michigan University.

He and his wife, Cheryl, have a daughter, Chelsea, and reside in Duluth.



**RICK DUDLEY**  
**GENERAL MANAGER**

One season after joining the Atlanta Thrashers as associate general manager, Rick Dudley was promoted to the team's general manager on April 14, 2010. Dudley will focus primarily on all hockey operations for the Thrashers while continuing to assemble a team that performs to the highest level each game.

Dudley enters the season with more than 40 years of hockey experience, which includes front office stretches with the Thrashers, Chicago Blackhawks, Florida Panthers, Tampa Bay Lightning and Ottawa Senators. In each of his 11 seasons as an executive, his teams have earned improved records each year from the previous campaign. The Thrashers improved by seven points in Dudley's first season as an Associate General Manager during the 2009-10 season.

Just two months after accepting the promotion, Dudley made an immediate impact with the hiring of Craig Ramsay, the fifth head coach in franchise history. Ramsay and Dudley have a relationship that dates back to their American Hockey League playing days with the Cincinnati Swords and Buffalo Sabres in the early 1970s. Ramsay's tenure includes two previous stints as an interim head coach (Buffalo and Philadelphia) as well as a Stanley Cup Championship as an assistant coach with the Tampa Bay Lightning.

Dudley and Ramsay focused their efforts on filling in the rest of the coaching staff, which includes experienced individuals such as Associate Coach John Torchetti (26 years of professional experience) and Assistant Coach Mike Stothers (30 years of professional experience) as well

as Goaltending Consultant Clint Malarchuk (19 years of professional experience).

With a coaching staff in place, Dudley used the off-season to make significant improvements to the Thrashers through trades and free agency. On June 24, 2010, Atlanta finalized a deal with Chicago, which brought Stanley Cup Champions, Dustin Byfuglien, Ben Eager and Brent Sopel along with prospect Akim Aliu to the squad. One week later, Dudley made another trade with the Blackhawks, which brought forward Andrew Ladd to the team. The four members of the Blackhawks combined for 96 points (42 goals, 54 assists) en route to their championship.

Dudley was also active in free agency. Most prominent were the acquisitions of key veterans, Chris Mason who will improve the team's goaltending and forward Fredrik Modin who brings size, skill and leadership to the locker room.

Dudley joined the Thrashers on June 22, 2009 after a five-year stint with the Blackhawks as the team's assistant general manager, director of player personnel and consultant. The Blackhawks, who had the worst record in the Western Conference in 2003-04, improved each year with Dudley, reaching the Conference Finals in his final season (2008-09). While in Chicago, Dudley was responsible for helping to acquire stars like Jonathan Toews, Patrick Kane, Kris Versteeg, Brian Campbell and Patrick Sharp.

Before joining the Blackhawks, Dudley served as the general manager of the Florida Panthers for two seasons (2002-03 to 2003-04), spent two-and-a-half seasons as senior vice president and general manager of the Tampa Bay Lightning (1999-00 to 2001-02) and was general manager of the Ottawa Senators for one year (1998-99). Dudley helped rebuild the Tampa Bay Lightning from a last place franchise to the 2004 Stanley Cup Champions and acquired stars such as Martin St. Louis, Dan Boyle, Nikolai Khabibulin, Dave Andreychuk and Fredrik Modin.

Dudley was the general manager for the Detroit Vipers of the former International Hockey League for four seasons before joining the Senators. With the Vipers, Dudley led the team to a 200-92-35 record and the 1997 Turner Cup Championship. Overall, as a general manager he has led his teams to the league finals on eight occasions and captured four championships in the American Hockey League, the IHL and the ECHL.

Dudley has a lengthy and successful record as a head coach in both the NHL and minor leagues, earning a lifetime record of 592-321-105. He spent two-and-a-half seasons as head coach of the Buffalo Sabres from 1989-90 to 1991-92, posting an 85-72-31 record while leading the team to the playoffs on two occasions. During the 2003-04 season, he spent 40 games behind the bench of the Florida Panthers, earning a 13-15-9-3 mark.



Dudley has also served as a head coach with the Detroit Vipers (1994-95 to 1995-96), the Phoenix Roadrunners (1993-94), the San Diego Gulls (1992-93) and the Flint Spirits (1986-87 to 1987-88) of the IHL, the New Haven Nighthawks (1988-89) of the AHL and the Carolina Thunderbirds (1982-83 to 1985-86) of the ECHL.

The Toronto, Ontario, native played seven NHL seasons with Buffalo and Winnipeg, recording 174 points (75 goals, 99 assists) in 309 games. He also appeared in 270 World Hockey Association games over four seasons with the Cincinnati Stingers, where he earned 277 points (131 goals, 146 assists) and tallied back-to-back 40-goal seasons from 1975-76 to 1976-77.

After retiring as a player, Dudley became the owner, general manager and head coach of the ECHL's Carolina Thunderbirds. He also served as the league's president from 1983-86. Prior to retiring, he was part owner and vice president of the Ontario Hockey League's Belleville Bulls.

Dudley and his wife, Ja-Hee, reside in Florida and New York.



*Rick Dudley, as a member of the Buffalo Sabres, prepares to take a shot against the Boston Bruins. Dudley spent six seasons in Buffalo along with Thrashers Head Coach Craig Ramsay. The two appeared in the 1975 Stanley Cup Finals.*

## CAREER PLAYING RECORD

Year	Team	League	REGULAR SEASON					PLAYOFFS				
			GP	G	A	PTS	PIM	GP	G	A	PTS	PIM
1968-69	St. Catharines	OHA	26	8	7	15	43	-	-	-	-	-
1969-70	Iowa	CHL	26	3	3	6	36	11	0	3	3	4
1970-71	Flint	IHL	15	1	5	6	30	-	-	-	-	-
	Cleveland	AHL	16	1	0	1	2	-	-	-	-	-
1971-72	Cincinnati	AHL	51	6	23	29	272	9	0	4	4	58
1972-73	Buffalo	NHL	6	0	1	1	7	-	-	-	-	-
	Cincinnati	AHL	64	40	44	84	159	15	7	15	22	56
1973-74	Buffalo	NHL	67	13	13	26	71	-	-	-	-	-
1974-75	Buffalo	NHL	78	31	39	70	116	10	3	1	4	26
1975-76	Cincinnati	WHA	74	43	38	81	156	-	-	-	-	-
1976-77	Cincinnati	WHA	77	41	47	88	102	4	0	1	1	7
1977-78	Cincinnati	WHA	72	30	41	71	156	-	-	-	-	-
	Cincinnati	WHA	47	17	20	37	102	-	-	-	-	-
1978-79	Buffalo	NHL	24	5	6	11	2	3	1	1	2	2
1979-80	Buffalo	NHL	66	11	22	33	58	12	3	0	3	41
1980-81	Buffalo	NHL	38	10	13	23	10	-	-	-	-	-
	Winnipeg	NHL	30	5	5	10	28	-	-	-	-	-
1981-82	Fredericton	AHL	7	1	3	4	30	-	-	-	-	-
<b>NHL Totals (6 seasons)</b>			<b>270</b>	<b>131</b>	<b>146</b>	<b>277</b>	<b>516</b>	<b>25</b>	<b>7</b>	<b>2</b>	<b>9</b>	<b>69</b>



**LARRY SIMMONS**  
**VICE PRESIDENT & ASSISTANT GENERAL MANAGER**

Vice President and Assistant General Manager Larry Simmons is responsible for assisting the general manager in all facets of the day-to-day operations of the hockey operations department. These duties include

player contract research and negotiations, player transactions and personnel management, salary arbitrations, strategic planning, budgeting, scheduling and the administration of the collective bargaining agreement.

Simmons, who joined the Thrashers in 1998, also serves as the direct liaison between the Thrashers and the organization's top development partners, the Chicago Wolves of the AHL and the ECHL's Gwinnett Gladiators. He has been instrumental in developing and managing the minor-league affiliations with the 2008 and 2002 AHL Calder Cup championship-winning Wolves and the 2001

Turner Cup champion Orlando Solar Bears of the IHL.

Simmons was promoted to assistant general manager in July 2004 after six years with the team's hockey operations department. Prior to joining the Thrashers organization, Simmons spent six years for RDV Sports in Orlando, the parent company of the NBA's Orlando Magic and the Orlando Solar Bears, where he served as a key member of the start-up efforts of the Solar Bears. While at RDV Sports, Simmons worked closely with Thrashers President Don Waddell, who served as vice president of RDV Sports from 1995-97.

Simmons holds a Bachelor of Science degree from the University of Central Florida and a Masters of Business Administration from Georgia State University. He and his wife, Cheryl, have a daughter, Maci, and a son, Rylan, and reside in Lawrenceville.



Larry Simmons (pictured far right) poses with Atlanta Thrashers 2010 NHL Entry Draft first round selection, Alex Burmistrov (far left) and other members of the Thrashers organization.





**DAN MARR**  
**DIRECTOR OF AMATEUR SCOUTING & PLAYER DEVELOPMENT**

Director of Amateur Scouting and Player Development Dan Marr is responsible for evaluating players and preparing the team's rankings for the NHL Entry Draft, as well as monitoring the development of

Marr joined the Maple Leafs in 1986 as an athletic trainer and became a full time scout with the club three years later, evaluating talent in Europe and North America. He was promoted to scouting coordinator in 1995, where he was responsible for coordinating the club's amateur scouting staff in North America, as well as training and summer prospect camps.

Thrashers prospects.

Marr, who served as the team's chief scout for more than three years from 2000-03, was promoted to his current position on July 9, 2003. He joined the team as head scout on Sept. 1, 1998, after spending more than 12 years with the Toronto Maple Leafs.

Prior to joining the Maple Leafs, Marr served as an athletic trainer for the Toronto Marlboros of the OHL from 1980-85.

The Dunnville, Ontario native received a diploma in athletic training and management from Sheridan College. He resides in Toronto.



**MARK DOBSON**  
**DIRECTOR OF PLAYER PERSONNEL**

Director of Player Personnel Mark Dobson oversees the professional scouting staff in the evaluation of talent in the NHL, AHL and Europe, and assists Thrashers General Manager Rick Dudley with

From 1995-97, Dobson served as a part-time scout for the Orlando Solar Bears, and assisted with the evaluation of players for the San Diego Gulls from 1990 to 1995, working alongside Waddell with both International Hockey League franchises.

player decisions for the Thrashers.

Dobson, who was promoted to his current position in August 2006, joined the Thrashers scouting department on a part-time basis in 1998 and was promoted to a full-time pro scout in 1999.

Dobson played collegiate hockey for St. Louis University and the United States International University, where he received a master's degree in business administration in 1983. After completing his undergraduate studies at USIU in 1982, Dobson served as an assistant coach at the school for three years.

Dobson resides in Atlanta.



**RYAN BOWNESS**  
**MANAGER OF PLAYER DEVELOPMENT & HOCKEY ADMINISTRATION**

The Thrashers promoted Ryan Bowness to the team's Manager of Player Development and Hockey Administration this past off-season.

of the ECHL for one season following a four-year collegiate career at Saint Mary's University in Halifax, Nova Scotia. From 2000-04, Bowness spent four seasons in the OHL competing with the Brampton Battalion and was named the team's captain for the 2003-04 season. During his time with the Battalion, Bowness was selected by the Columbus Blue Jackets in the eighth round of the 2001 NHL Entry Draft.

In this role, Bowness will be responsible for monitoring the development of the team's minor league prospects while assisting with advancing their off-ice training, nutrition and skill development. In addition, Bowness will support the hockey operations staff with stats analysis, scouting coordination and player research.

Bowness is instrumental in planning and organizing the team's annual development and rookie camps.

Bowness graduated from Saint Mary's University in Halifax, Nova Scotia with a degree in business. He is also the son of current Vancouver Canucks Associate Coach, Rick Bowness.

Prior to joining the Thrashers in January of 2010, Bowness most recently competed with the Ontario Reign



**CRAIG RAMSAY**  
**HEAD COACH**

The Atlanta Thrashers hired Craig Ramsay as the team's fifth head coach in franchise history on June 24, 2010. Ramsay brings nearly 40 years of NHL experience to the Thrashers as a player, coach and tal-

ent evaluator from six different NHL organizations.

Prior to joining the Thrashers, Ramsay served as an assistant coach for the Boston Bruins from 2007 to 2010 and helped the team reach the post-season each year. In 2008-09, the Bruins captured the Eastern Conference's best record with a 53-19-10 mark. That season, Ramsay played a vital role on Boston's staff and helped the team advance to the second round of the playoffs. Six members of the Bruins also finished the campaign with 20-plus goals.

From 2001-07, Ramsay was an associate coach for the Tampa Bay Lightning where he was part of a Southeast Division title and Stanley Cup Championship during the 2003-04 campaign. The previous season (2002-03), Tampa Bay broke the 90-point barrier for the first time in team history and won the division. In the playoffs, the Lightning reached the Conference Semifinals for the first time in the team's existence as well.

Ramsay also served as an assistant coach with the Philadelphia Flyers from 1998 to 2000. He was named interim head coach in February 2000, guiding the team to a 16-8-1-0 mark while claiming the Atlantic Division title with 105 points. Ramsay led the Flyers to the Eastern Conference Finals where they lost to the eventual Stanley Cup Champion New Jersey Devils in seven games. He remained behind the bench to begin the 2000-01 season before being replaced after 28 games with a 12-12-4-0 record.

Before joining Philadelphia, Ramsay worked as an assistant coach for the Ottawa Senators (1996 to 1998) and the Florida Panthers (1993 to 1995). In his first season with Ottawa, the Senators finished the year out of last place for the first time in franchise history while qualifying for the 1997 Stanley Cup Playoffs. Ottawa lost to the Buffalo Sabres in the first round, but took the series to seven games.

Ramsay began his coaching career with the Buffalo Sabres organization where he served as an assistant coach during the 1985-86 season and took over as interim head coach during the 1986-87 campaign where he coached 21 games. Prior to leaving the Sabres in 1993, Ramsay also served as the team's assistant general manager.

Ramsay's NHL playing career spanned 14 seasons with the Buffalo Sabres from 1971 to 1985, earning 672 points (252 goals, 420 assists) in 1,070 career games. The Weston, Ontario, native twice reached a career high with 71 points and tallied eight straight 20-goal seasons for the Sabres from 1973 to 1981. He also appeared in 89 Stanley Cup Playoff games with the Sabres, posting 48 points (17 goals, 31 assists) in those contests. During the 1974-75 Finals, Ramsay contributed with a career playoff-high 12 points (five goals, seven assists) as the Sabres reached the Stanley Cup Finals. Ramsay is also responsible for the first playoff goal in Buffalo franchise history after his tally in a 1973 game against the Montreal Canadiens.

Ramsay, who was selected by Buffalo in the second round (19th overall) of the 1971 NHL Entry Draft, appeared in 776 consecutive games with the Sabres from 1973 to 1983, which ranks as the fourth longest consecutive games streak in NHL history. He was also named the recipient of the Frank J. Selke Trophy in 1985, given annually to the forward who best excels in the defensive aspects of the game. In 1986, Ramsay was inducted into

**CAREER COACHING RECORD**

Year	Team	League	REGULAR SEASON							PLAYOFFS		
			GP	W	L	T	OTL	SOL	PTS	GP	W	L
1986-87	Buffalo*	NHL	21	4	15	2	-	-	10	-	-	-
1999-2000	Philadelphia#	NHL	25	16	8	1	-	-	33	18	11	7
2000-01	Philadelphia^	NHL	28	12	12	4	-	-	28	-	-	-
<b>Career Totals</b>			<b>74</b>	<b>32</b>	<b>35</b>	<b>7</b>	<b>-</b>	<b>-</b>	<b>71</b>	<b>18</b>	<b>11</b>	<b>7</b>

\* - Interim Head Coach

# - Replaced Head Coach Roger Neilson with 25 games remaining on the schedule

^ - Was replaced by Bill Barber following the first 28 games of the season

the Buffalo Sabres Hall of Fame, the highest honor bestowed by the Sabres organization.

Ramsay began his professional career with the Cincinnati Swords of the American Hockey League during the 1971-72 season where he tallied 12 points (five goals, seven assists) in 19 games. During his career, Ramsay played alongside Thrashers General Manager Rick Dudley for a total of seven seasons with Cincinnati (1971-72) and Buffalo (1972-73 to 1974-95 and 1978-79 to 1980-81).

Ramsay and his wife Susan have four children, sons Travis, Jad and Brendon and daughter, Tristin Summer.



*Craig Ramsay hoists the Stanley Cup as an assistant coach with the Tampa Bay Lightning during the 2003-04 campaign.*

**CAREER PLAYING RECORD**

Year	Team	League	REGULAR SEASON					PLAYOFFS				
			GP	G	A	PTS	PIM	GP	G	A	PTS	PIM
1967-68	Peterborough	OHA	40	6	13	19	21	-	-	-	-	-
1968-69	Peterborough	OHA	54	11	28	39	20	-	-	-	-	-
1969-70	Peterborough	OHA	54	27	41	68	18	-	-	-	-	-
1970-71	Peterborough	OHA	58	30	76	106	25	-	-	-	-	-
1971-72	Buffalo	NHL	57	6	10	16	0	-	-	-	-	-
	Cincinnati	AHL	19	5	7	12	4	-	-	-	-	-
1972-73	Buffalo	NHL	76	11	17	28	15	6	1	1	2	0
1973-74	Buffalo	NHL	78	20	26	46	0	-	-	-	-	-
1974-75	Buffalo	NHL	80	26	38	64	26	17	5	7	12	2
1975-76	Buffalo	NHL	80	22	49	71	34	9	1	2	3	2
1976-77	Buffalo	NHL	80	20	41	61	20	6	0	4	4	0
1977-78	Buffalo	NHL	80	28	43	71	18	8	3	1	4	9
1978-79	Buffalo	NHL	80	26	31	57	10	3	1	0	1	2
1979-80	Buffalo	NHL	80	21	39	60	18	10	0	6	6	4
1980-81	Buffalo	NHL	80	24	35	59	12	8	2	4	6	4
1981-82	Buffalo	NHL	80	16	35	51	8	4	1	1	2	0
1982-83	Buffalo	NHL	64	11	18	29	7	10	2	3	5	4
1983-84	Buffalo	NHL	76	9	17	26	17	3	0	1	1	0
1984-85	Buffalo	NHL	79	12	21	33	16	5	1	1	2	0
NHL Totals (14 seasons)			1,070	252	420	672	201	89	17	31	48	27



**JOHN TORCHETTI**  
**ASSOCIATE COACH**

John Torchetti was named the Atlanta Thrashers associate coach on July 8, 2010. Torchetti holds 26 years of professional hockey experience as a player, coach and manager. His NHL coaching resume includes stops in

Tampa Bay (1999-00 to 2000-01), Florida (2002-03 to 2003-04), Los Angeles (2005-06) and Chicago (2007-08 to 2009-10). The addition of Torchetti marks the fourth NHL team in which the Boston, Massachusetts native and Thrashers General Manager Rick Dudley have worked together.

Prior to joining the Thrashers, Torchetti served as an assistant coach for the Chicago Blackhawks, a position he held since the start of the 2007-08 season. During his time in Chicago, Torchetti helped the team improve in wins and points each season. He helped guide the team to the Western Conference Finals in 2008-09 and a Stanley Cup Championship last season.

Torchetti has served as an interim head coach in the NHL on two occasions; with the Florida Panthers in 2003-04, where he posted a 10-12-4-1 record in 27 games, and with the Los Angeles Kings in 2005-06, earning a 5-7-0 record in the final 12 games of the season. He was also the head coach of the San Antonio Iguanas of the Central

Hockey League (1994-95 to 1995-96), the Fort Wayne Komets of the International Hockey League (1996-97 to 1997-98), the San Antonio Rampage of the American Hockey League (2002-03) and the Moncton Wildcats of the Quebec Major Junior Hockey League (2006-07). Torchetti was twice named Coach of the Year, first with San Antonio in 1994-95, then with Fort Wayne in 1997-98.

In 1996-97, Torchetti spent time as the assistant general manager with the San Antonio Dragons (IHL) and was the general manager of the Detroit Vipers (IHL) in 1998-99, succeeding Dudley in that position. During his tenure in Detroit, the Vipers posted a 50-12-11 record and captured the IHL's Eastern Conference Championship.

Torchetti's professional playing career spanned seven seasons in the Atlantic Coast Hockey League, the All-American Hockey League, the ECHL and the AHL. In total, Torchetti earned 532 points (258 goals, 274 assists) in 359 career games with the Carolina Thunderbirds (ACHL, AAHL, ECHL), Virginia Lancers (ACHL), Binghamton Whalers (AHL) and Winston-Salem Thunderbirds (ECHL) from 1984-85 to 1990-91. Beginning in 1984, his teams reached the playoff finals in their respective leagues in seven of eight consecutive seasons.

Prior to his professional career, Torchetti had a brief stint with the Plattsburgh Pioneers of the QMJHL during the 1984-85 season, posting five points (two goals, three assists) in eight games.



**MIKE STOTHERS**  
**ASSISTANT COACH**

The Atlanta Thrashers hired Mike Stothers as the team's assistant coach on July 12, 2010. Stothers brings nearly 30 years of professional hockey experience as a player and coach, and most recently served as

head coach for the Grand Rapids Griffins of the American Hockey League in 2007-08.

Prior to joining the Griffins, Stothers served as the head coach of the Owen Sound Attack of the Ontario Hockey League from 2002 to 2007, posting a record of 160-134-21-25. During the 2004-05 season, he led the Attack to a regular season record of 40-18-7-3, which still ranks as the highest win and point (90) total in team history.

The Toronto, Ontario, native served as an assistant coach for seven seasons in the AHL with the Hershey

Bears (1991 to 1996) and the Philadelphia Phantoms (1996 to 2000). He also worked with the Philadelphia Flyers as an assistant coach for the 2000-01 and 2001-02 seasons, coaching alongside Craig Ramsay during that time.

Stothers was selected in the first round, 21st overall, of the 1980 NHL Entry Draft by the Philadelphia Flyers and appeared in 30 career NHL games with the Flyers and the Toronto Maple Leafs. He also appeared in five Stanley Cup Playoff games with the Flyers.

Stothers recorded 144 points (38 goals, 106 assists) and 1,840 penalty minutes in 671 AHL games with the Maine Mariners, Hershey Bears and Newmarket Saints. Prior to his professional career, he appeared in 192 games with the Kingston Canadians of the OHL, earning 74 points (nine goals, 65 assists) and 577 penalty minutes in that span.



**TONY BORGFORD**  
**VIDEO COACH**

---

Tony Borgford, who is in his 12th year with the Thrashers, is in his fifth season as video coach.

Borgford served as the club's video coordinator from 2002 until his promotion to his current position.

In this role, he is responsible for video analysis of all pre-scout and game film, breaking down opponents' systems and tendencies, including forechecks, power play and penalty killing. He also produces video for the coaching staff to be used in daily team meetings as well as for instruction for individual players.

During games, he is in constant communication with the coaching staff and is responsible for providing video analysis in-game, as well as between periods.

Borgford also assists the coaching staff on ice during training camp and at various times throughout the season, and helps provide on-ice instruction at the team's annual prospect camps and hockey schools.

Borgford joined the Thrashers for the team's inaugural season in 1999 and served in the accounting department for one year before moving to the hockey operations department. He served as hockey operations coordinator for two seasons, where he assisted in all aspects of the department.

A native of Regina, Saskatchewan, Borgford played junior hockey for the North Battleford North Stars of the Saskatchewan Junior Hockey League and four years of NCAA hockey for Mercyhurst College in Erie, Pa., from 1995-99.

Borgford and his wife, Lisa, have two sons, Braxton and Chace, and reside in Norcross.



**CLINT MALARCHUK**  
**GOALTENDING CONSULTANT**

---

In August of 2010, the Atlanta Thrashers hired Clint Malarchuk to serve as the team's goaltending consultant. In this role, Malarchuk will work with all goaltenders throughout the system at the NHL and

minor-league levels, as well as mentor prospects who have been drafted.

Malarchuk holds 19 years of professional experience as a player, 10 of which came in the NHL with the Quebec Nordiques (1981-84, 85-87), Washington Capitals (1987-98) and Buffalo Sabres (1988-92). The Edmonton, Alberta, native was also the head coach of the Idaho Steelheads of the West Coast Hockey League from 1998-2000, a

goaltending coach for the Florida Panthers during the 2002-03 season and was most recently with the Columbus Blue Jackets as a goaltending coach from 2006-07.

With the Panthers, Malarchuk tutored standout goalkeeper and current Vancouver Canuck, Roberto Luongo. That season, Luongo competed in 65 games and totaled a 2.71 goals against average and .918 save percentage.

Following the 1982-83 season as a member of the AHL's Fredericton Express, Malarchuk was the recipient of the Harry (Hap) Holmes Memorial Award, which is given to the goalkeeper who posts the lowest goals against average that season. He also won the James Norris Memorial Trophy in 1992-93 as a member of the IHL's San Diego Gulls. The award is given to the goalie that totals the fewest goals against that year.



**MARCEL COMEAU**  
**HEAD SCOUT**

---

Marcel Comeau, who was promoted to head scout on July 9, 2003, oversees all scouting activities and the evaluation of all amateur talent on a worldwide basis for the Thrashers ... Comeau served as a part-time scout for the Thrashers for two years 1998-2000, and was promoted to a full-time scout on June 20, 2000 ... Prior to joining the Thrashers in 1998, he served as a scout for RHO Hockey, an independent scouting service for professional hockey teams ... Comeau has more than 15 years experience as a head coach for various teams in the AHL, IHL, CHL and WHL ... He also coached the Canadian National teams to Gold Medals at the 1995 World Junior Championships and the 1994 Under-18 Competition ... He was twice voted as the WHL Coach of the Year, and was also named CHL Coach of the Year for the 1992-93 season ... He and his wife, Christie, reside in Federal Way, Wash.



**EVGENY BOGDANOVICH**  
**AMATEUR SCOUT**

---

Evgeny Bogdanovich, who joined the Thrashers as part-time area scout prior to the 1999-2000 Inaugural Season, was promoted to part-time European scout in 2001 and given full-time status on Aug. 1, 2005 ... The native of St. Petersburg, Russia, is responsible for the evaluation of talent in Russia, crossover scouting in Europe and coverage of major European tournaments ... Bogdanovich, who speaks English and Russian, graduated from St. Petersburg State University with degrees in math and computers ... Following graduation, he worked with a local St. Petersburg newspaper's sports department ... He currently resides in St. Petersburg, Russia.



**BERND FREIMULLER**  
**AMATEUR SCOUT**

---

Bernd Freimuller, the team's first full-time European scout, scouts both amateur and professional players in Europe ... He has served as the team's full-time European scout since the 1999-2000 Inaugural Season ... Freimuller joined the organization in 1998 from WEV, Vienna's top league hockey team which competed in both the Euroleague and in the international Alpenleague ... He also served as public relations manager and later as general manager for WEV ... Freimuller worked as the media relations director for the Austrian Hockey Federation, served as the vice press officer at the World Championships in 1996 and acted as a European correspondent for the independent scouting magazine "Red Line Report" ... He holds a master's of arts degree in communications from the University of Vienna ... He is single and resides in Vienna.



**MARK HILLIER**  
**AMATEUR SCOUT**

---

Mark Hillier, who joined the Thrashers organization on July 9, 2003, is responsible for the evaluation of talent for the Ontario region and also performs crossover scouting in other regions ... Hillier spent over 13 years with the Toronto Maple Leafs organization from 1990-2002 before joining Atlanta ... He served as Toronto's director of amateur scouting from 1999-2002 after a four-year stint as an amateur scout with the club from 1995-99 ... Hillier worked as director of administration for Toronto's top farm team, the St. John's Maple Leafs, from 1993-95 ... He served as coordinator of hockey administration for Toronto from 1992-93 after joining the organization as a public relations assistant in 1990 ... Hillier earned a sports administration degree from Durham College of Applied Arts and Technology in Oshawa, Ontario, in 1990 ... He and his wife, Kelly, have two sons, Cole and James, and reside in St. John's, Newfoundland.



**TAVIS MacMILLAN**  
**AMATEUR SCOUT**

Tavis MacMillan joined the Thrashers organization as a full-time U.S. amateur scout in August, 2007, after spending three seasons as head coach of the University of Alaska, Fairbanks ... He compiled a 46-54-15 overall record and was 29-43-12 in the CCHA ... A former Nanook star and UAF graduate, MacMillan played professional hockey with the Alaska Gold Kings of the West Coast Hockey League ... He began serving as a player/assistant general manager in 1995-96, assisting with management, player recruitment, marketing, promotions and day-to-day operations while earning WCHL Second Team All-Star honors ... The native of Milk River, Alberta, also played roller hockey for the San Jose Rhinos of the Roller Hockey International League in 1994 ... MacMillan and his wife, Deon, reside in Rosemount, Minn., and have three daughters; Taryn, Camryn, and Lauryn.



**GRANT SONIER**  
**AMATEUR SCOUT**

Grant Sonier enters his first year a full-time scout for the Thrashers, having joined the organization prior to the 2009-10 season on a part-time basis ... Sonier brings a wealth of experience, having held numerous positions across all levels of hockey ... After serving in various coaching capacities in the Colonial Hockey League, Ontario Hockey League, ECHL and International Hockey League, Sonier served as general manager for the IHL's Detroit Vipers and assistant general manager of the Florida Panthers ... The Summerside, Prince Edward Island, native has also worked in the scouting departments for the Los Angeles Kings, Columbus Blue Jackets and Boston Bruins.



**BOB OWEN**  
**AMATEUR SCOUT & CONSULTANT**

Bob Owen, who currently serves as a consultant and full-time scout in Western Canada, helped build the Thrashers franchise as the team's director of player evaluation and development for nearly five years from 1998 to 2003 ... Owen, who owns a wealth of scouting expertise, consults with team management on player-related personnel decisions ... Prior to joining the Thrashers in 1998, Owen established RHO Hockey, North America's first independent professional scouting service, in 1995 ... Owen spent 10 years with the LA Kings organization from 1984-1994, serving in several capacities, including scout, director of amateur scouting, director of scouting and development and director of player personnel and player development ... From 1980-84, Owen served as a scout for the NHL's Central Scouting, concentrating mainly in western North America ... Owen, a native of Regina, Sask., and his wife, Evelyn, reside in Kelowna, B.C.



**JOHN PERPICH**  
**PROFESSIONAL SCOUT**

John Perpich has served as a full-time scout for the Thrashers since the 1999-2000 Inaugural Season ... After serving as an amateur scout for six seasons, Perpich enters his fifth season as a professional scout with the organization ... His duties include evaluating NHL and AHL talent ... Perpich spent four years with the LA Kings prior to joining the Thrashers in 1998 ... He served as an assistant coach in the NHL with the Capitals and the Kings, and also coached the Kings minor league prospects from 1996-98 ... Perpich coached Ferris State from 1986-90, and at St. Cloud State from 1984-86 ... He was part of two NCAA Championships at the University of Minnesota, one as a player and one as an assistant coach ... Perpich completed his undergraduate studies in physical education, and received a master of arts degree with an emphasis in motor learning ... He and his wife, Kendra, reside in Bloomington, Minn.



## **BARRY BRENNAN** **STRENGTH & CONDITIONING COACH**

Barry Brennan, who is in his first season as the team's strength and conditioning coach, is responsible for handling the team's strength and conditioning program and the physical development of players and prospects throughout the organization ... Brennan's experience in his field includes years with the Columbus Blue Jackets, Syracuse Crunch and Ottawa 67's of the OHL ... Prior to joining the Thrashers staff, Brennan served in the same capacity for the Blue Jackets for five seasons, starting with the 2005-06 campaign ... He arrived in Columbus after four years as the strength and conditioning coach with the Syracuse Crunch after starting his hockey career with the Ottawa 67's ... A native of Ottawa, Ontario, Brennan is also a Certified Specialist in Sport Conditioning and is a registered coach with Boxing Ontario and the Canadian Boxing Association ... He is also recognized by the National Coaching Certification Program, Hockey Canada's Trainer Certification Program and is a member of the National Strength and Conditioning Association.



## **TOMMY ALVA** **HEAD ATHLETIC TRAINER**

Tommy Alva is in his third season as head athletic trainer ... In this role, he is responsible for the assessment, treatment and rehabilitation of player injuries and assists with the overall medical and training programs of the organization ... Alva joins the Thrashers after serving as the head athletic trainer for the Norfolk Admirals of the American Hockey League during the 2007-08 season and spent the previous four years as assistant athletic trainer for the Dallas Stars from 2003-04 to 2006-07 ... Prior to his role with the Stars, he spent one season as the head athletic trainer for the Barcelona Dragons of NFL Europe in 2000 and worked as the head athletic trainer for the Dallas Burn of Major League Soccer for four seasons from 1996-2000 ... A native of Dallas, Texas, Alva earned his Bachelors and Masters Degrees from Henderson State University in Arkansas ... He and his wife, Stephanie, have a son, Kaleb, and reside in Lawrenceville.



## **STEP ROBERTS** **ASSISTANT ATHLETIC TRAINER**

Step Roberts, who joined the Thrashers organization as assistant athletic trainer for the 2005-06 season, is in his sixth season with the organization ... In this position, he assists the head trainer in all treatment and rehabilitation procedures for injured players ... Prior to joining the Thrashers, Roberts spent one season as the head athletic trainer for the Mississippi SeaWolves of the ECHL and two seasons as a trainer for the Jackson Bandits of the ECHL ... Roberts, who was born in Pochahontas, Ark., and raised in Mississippi, earned a bachelor's degree from Delta State University in Cleveland, Miss., in 2000 ... Roberts was a collegiate swimmer and competes in triathlons during the off-season ... He and his wife, Haley, reside in Alpharetta.



## **INAR TREIGUTS** **MASSAGE THERAPIST**

Inar Treiguts joined the Thrashers organization prior to the 1999-2000 Inaugural Season and brings over 13 years experience as a massage therapist to the club ... Treiguts, a native of Latvia who has earned his U.S. citizenship, participates in various workshops yearly and recently received certification in Active Release Techniques ... Treiguts worked as the massage therapist for Team USA at the 2005 and 2008 World Championships ... He has also worked for Body Works in Santa Monica, Calif., Cal-Med Clinic in Los Angeles, and in private practice in Knoxville, Tenn. ... He is single, and resides in Atlanta.



## **BOBBY STEWART** **HEAD EQUIPMENT MANAGER**

Bobby Stewart enters his 11th season and 12th year with the Thrashers, the second Atlanta hockey team that he has worked for ... Stewart joined the Atlanta Flames as their equipment manager prior to the 1973-74 season, and remained with the organization when it moved to Calgary in May of 1980 ... The 1998-99 season was Stewart's 26th year with the Flames ... Stewart is responsible for all equipment and supplies for the Thrashers players, and his duties include sharpening skates, ordering equipment and aiding the transportation of all the team's equipment around the NHL ... A native of Montreal, Stewart spent four seasons with the Montreal Junior Canadiens before joining the Flames organization ... Bobby and his wife, Sherri reside in Lawrenceville. Their son, Joshua currently works for Walt Disney World.





**JOE GUILMET**  
**EQUIPMENT MANAGER**

Joe Guilmet, who is in his 11th season and 12th year with the Thrashers, works closely with the head equipment manager on equipment inventory and daily maintenance and transportation of all the team's equipment ... Prior to joining the Thrashers, Guilmet worked as assistant equipment manager for the Orlando Solar Bears of the former International Hockey League for four seasons from 1995-1999 ... Guilmet served as the equipment manager for Team USA at the 2006 Olympics in Turin, Italy, and at the 2009, 2008 and 2001 World Championships ... The San Diego, Calif., native spent five years with the equipment department of the San Diego Gulls (IHL) before joining Orlando ... Guilmet resides in Atlanta.

**MEDICAL STAFF**



**DR. SCOTT GILGOLY**  
HEAD TEAM PHYSICIAN  
& ORTHOPAEDIC SURGEON



**DR. WILLIAM WHALEY**  
ASSISTANT TEAM PHYSICIAN  
& INTERNIST



**DR. CHED GARTEN**  
PRIMARY CARE  
SPORTS MEDICINE



**DR. GLENN MARON**  
ORAL AND MAXILLOFACIAL SURGEON



**DR. LAWRENCE SALTZMAN**  
TEAM DENTIST



**DR. BRETT SILVERMAN**  
TEAM DENTIST

**ASSISTANT TEAM PHYSICIANS**

**Dr. Phillip Langer**  
Orthopaedic Surgery

**Dr. Houston Payne**  
Hand Surgery

**Dr. Plas James**  
Spine Surgery

**Dr. Anup Shah**  
Orthopaedic Surgery

**CONSULTANT MEDICAL STAFF**

Dr. Robert Albin, Pulmonary  
Dr. Richard Bernstein, Neurology  
Dr. Robert Blasberg, Ophthalmology  
Dr. Bruce Bode, Diabetes/Endocrinology  
Dr. Mike Clark, Vascular Surgery  
Dr. Marc Codner, Plastic Surgery  
Dr. John Daly, General Surgery  
Dr. Gerald Domesick, Radiology  
Dr. Boyd Eaton, Radiology  
Dr. Jeffrey Hoadley, General Surgery  
Dr. Grant Hogan, Oral and Maxillofacial Surgery  
Dr. Bob Hunt, Oral and Maxillofacial Surgery  
Dr. Perry Julien, Foot & Ankle  
Dr. Kevin Larsen, Chiropractor  
Dr. Steve Marlowe, Infectious Disease

Dr. Thomas McGahan, Gastroenterology  
Dr. Ian McMillen, Infectious Disease  
Dr. Ted Monitz, Cardiology  
Dr. John Moore, Thoracic Surgery  
Dr. Gary Myerson, Rheumatology  
Dr. Kenneth Nuefeld, Ophthalmology  
Dr. Val Phillips, Radiology  
Dr. Dave Radaszewski, Active Release Therapy  
Dr. Gary Saban, Dentistry  
Dr. Pradeep Sinha, Otolaryngology  
Dr. James Toth, Family Practice  
Dr. Stewart Weigand, Dermatology  
Dr. Dennis Welch, Emergency Care  
Dr. Joseph Wilson, Cardiology

## TELEVISION INFORMATION



SportSouth, the team's exclusive regional cable home for the fifth consecutive season, is a regional cable sports network launched in 1999 as Turner South. The network enters its fifth season of operation since it was acquired by Fox Sports Net. SportSouth also televises Atlanta Hawks and Atlanta Braves games.



### **MATT MCCONNELL** TELEVISION PLAY-BY-PLAY ANNOUNCER

Matt McConnell, the original television play-by-play voice of the Thrashers, returns to the SportSouth broadcast booth for the 2010-11 season.

This year will mark McConnell's sixth season as the team's play-by-play

broadcaster and eighth season covering the Thrashers, including his two years co-hosting SportSouth's Thrashers LIVE during the 2006-07 and 2007-08 seasons.

McConnell served as the Thrashers television play-by-play broadcaster for four years, beginning with the team's Inaugural Season in 1999-00. Following his first stint with Atlanta, McConnell worked for two seasons as the television play-by-play voice of the Minnesota Wild.

Prior to joining the expansion Thrashers, McConnell spent three seasons as the Pittsburgh Penguins radio broadcaster from 1996-1999 and was the original radio voice of the Anaheim Ducks from 1993-1996.

McConnell has also covered the NHL playoffs for NHL

Radio and Westwood One, the Stanley Cup Finals for NHL International and the 2009 IIHF World Junior Championships for The NHL Network.

McConnell's broadcasting resume also includes four seasons as the lead play-by-play announcer for CBS College Sports' hockey broadcasts from 2005-06 to 2008-09. During this time, he also called college basketball, football and lacrosse for the network and hosted their coverage of the NCAA lacrosse championships. He also played the role of fill-in broadcaster for the NBA on TNT in 2001.

McConnell's accolades in the broadcasting industry include a pair of regional sports Emmys involving his work on Thrashers telecasts in 2002 and 2003, his nomination for a regional sports Emmy in 2010, and his nomination for 1994 Broadcaster of the Year by the Southern California Sports Broadcasters Association while he was working with the Ducks.

A graduate of Michigan State University with a bachelor's degree in Telecommunication and major emphasis in Economics, he and his wife, Jennifer, and daughter, Zoe, reside in suburban Atlanta.



### **DARREN ELIOT** TELEVISION ANALYST & DIRECTOR OF YOUTH SPORTS

SportSouth analyst Darren Eliot has covered the Thrashers since the team's 1999-00 Inaugural Season, garnering two Emmys during his tenure.

In addition to his work as a broadcaster, Eliot serves as the Thrashers

director of youth sports where he will continue his work in fan development as well as handling hockey development initiatives.

Beyond broadcasting for SportSouth, Eliot covers the NHL nationally, entering his sixth season as an analyst on Versus and contributing a weekly column, "The Week That Was" on Versus.com. His "View from the Ice," column has run weekly on SI.com since 2001. Eliot has also written extensively for NHL.com and atlantathrashers.com and contributed to The Hockey News.

Prior to joining the Thrashers, Eliot spent two seasons as an analyst for the Anaheim Ducks.

Before his career in broadcasting, Eliot worked for Computer Methods Corporation, a software consulting firm headquartered in Livonia, Mich. There he served as president of CMC's engineering services subsidiary, EnGenius, Inc., from 1997-99.

A 1983 graduate of Cornell University with a degree in agricultural economics, Eliot earned membership into the Red Key Society for students exemplifying excellence in academics and athletics. With the Big Red, Eliot was a two-time All-Ivy selection and earned All-America honors as a senior. He entered the Cornell Athletic Hall of Fame in 1996.

Following his collegiate career, Eliot committed to the Canadian National program, culminating in competing for Team Canada in the 1984 Winter Olympic Games in Sarajevo. From that experience, he went on to play five seasons in the NHL for the Los Angeles Kings, Detroit Red Wings and Buffalo Sabres.

Eliot and his wife, Meredith, have two daughters, Avery and Gillian, and a son, Mitchell. They reside in Duluth.



## DAN KAMAL

### RADIO PLAY-BY-PLAY ANNOUNCER & SENIOR DIRECTOR OF RADIO OPERATIONS

Entering his 11th season and 12th year with the team, Dan Kamal is the play-by-play voice for all Thrashers radio broadcasts and oversees radio operations for the Thrashers, including the team's radio network.

As Senior Director of Radio Operations, he is responsible for programming, production and distribution of Thrashers broadcasts for the radio network, which includes flagship station WCNN AM-680 "The Fan" and affiliates in Georgia, Alabama and South Carolina. In addition to his radio duties, Kamal is a regular contributor to the team's official web site, providing editorial and video content.

Kamal joined the Thrashers prior to the 1999-2000 Inaugural Season and his role with the team marks the second time he has broadcasted professional hockey in Atlanta. He is the former radio and television play-by-play announcer for the Atlanta Knights of the former International Hockey League, a position he held from 1994-96. Prior to the Knights, he was the radio and TV

play-by-play voice of the Hershey Bears of the American Hockey League from 1984-94.

Following the Knights, Kamal joined Turner Broadcasting System, Inc., in 1997 as a writer and field producer for the former CNN/Sports Illustrated cable network. While with the network, he also served as a fill-in anchor on CNN Headline Sports. During the 2004-2005 NHL lockout, he returned to Turner Broadcasting as a freelance reporter/editor for the CNN Radio Network. He also served as a speaker for the Atlanta Hawks Read to Achieve program that reached 122 schools and 61,000 students.

In his broadcasting career, Kamal has covered the 1996 Summer Olympic Games for Atlanta's WGST radio and has served as studio host for the Atlanta Falcons Radio Network and PGA Tour Radio.

He earned a Bachelor's degree in communication studies from the University of Massachusetts/Amherst and his Master's degree in communications from Boston University.

Kamal and his wife Dot, have two children; a daughter Deanna, a graduate student at the University of Georgia, and a son, Chris, who is a goaltender playing for the University of Alaska Anchorage.

## RADIO INFORMATION

The Thrashers are in their sixth season with a comprehensive radio partnership with WCNN AM 680 The Fan to serve as the team's flagship radio station. The multi-layered agreement with The Fan includes coverage of the team's 82 regular-season games, ancillary programming, as well as marketing and promotional opportunities.

The Thrashers will produce all of their game coverage, with The Fan producing and airing half-hour pre-and-post game shows in conjunction with the team.

As the flagship station for the Thrashers, 680 The Fan distributes game broadcasts to a network of radio affiliates, including:

**Flagship:** WCNN-AM, ATLANTA 680 AM\*  
WMGP-FM, NEWNAN - 98.1 FM  
WGGA-AM, GAINESVILLE - 1240 AM  
WDDK-FM, GREENSBORO - 103.9 FM  
WRCG-AM, COLUMBUS - 1420 AM  
WPTB-AM, STATESBORO - 850 AM  
WALH-AM, MOUNTAIN CITY - 1340 AM  
WSFN-AM, BRUNSWICK - 790 AM  
WKEU-AM, GRIFFIN - 1450 AM  
WTGA-FM, THOMASTON - 101.1 FM  
WPCC-AM, CLINTON, SC - 1410 AM  
WWIC-AM, SCOTTSBORO, AL - 1050 AM  
WFIS-AM, FOUNTAIN INN, SC - 1600 AM  
WGAA-AM, CEDARTOWN - 1340 AM  
WIMO-AM, WINDER - 1300 AM  
WMVG-AM, MILLEDGEVILLE - 1450 AM



*The Official Home of  
Your Atlanta Thrashers*

**SPORTS RADIO**

**680**

*The Fan*

*Listen To Our All-Star Coverage*

***Drive to Work***

***The Rude Awakening***

*with Christopher Rude, Perry Laurentino & Leo Mazzone*

***At Lunch***

***Chuck & Chernoff***

***Drive Home***

***Buck & Kincade***

***Thrashers Pre-Game***

***30 Minutes Prior to Puck Drop***

***Thrashers Post Game***

*Immediately following every home game!*

JEZEBEL



Tuxedo Road

*A Dickey Broadcasting Company. All Rights Reserved.*



**ATLANTA THRASHERS  
2010-11 MEDIA GUIDE**

**PLAYERS**



# NIK ANTROPOV

**CENTER**

**HEIGHT: 6-6**

**WEIGHT: 245**

**SHOOTS: LEFT**

**BORN: FEBRUARY 18, 1980**

**UST-KAMENGORSK, KAZAKHSTAN**

# 80

**2009-10 SEASON:** Earned 67 points (24g, 43a) in 76 games during his first season with the Thrashers ... Named the 2010 Thrashers MVP ... Set new career-highs in points and assists ... Led the team in points, tied for the team lead in goals and ranked second in assists ... Paced the Thrashers with a plus-13 rating, 21 power play points (8g, 13a) and eight power play goals ... Ranked second on the team for four game-winning goals ... Earned his first point as a Thrasher (1a) on 10/10 at OTT ... Posted four assists during a three game assist streak from 10/10-10/17 ... Collected eight assists over a career-long five-game assist streak from 10/22-11/3 ... Scored his first goal as a Thrasher on 11/19 vs. BOS ... Posted a career-high six-game point streak from 12/16-12/26, recording nine points (6g, 3a) during that stretch ... Missed four games with a lower body injury from 1/5-1/14 ... Recorded his 200th career assist on 1/30 at NSH ... Registered a career-high tying three points/assists in a game on 2/6 vs. FLA ... Recorded a four-game point streak from 2/6-2/13, collecting eight points (2g, 6a) in those games ... Matched his career-high with three points (1g, 2a) on 3/4 vs. NYI ... Tallied four straight two-point performances from 3/14-3/20 ... Appeared in his 600th career game on 3/30 at TOR.

**PROFESSIONAL CAREER:** Recorded 371 points (156g, 215a) in 603 career NHL games with Atlanta, Toronto and the NY Rangers ... Appeared in 35 Stanley Cup Playoff games with Toronto and New York, posting eight points (4g, 4a) ... **2008-09:** Split season between Toronto and the NY Rangers, recording 59 points (28g, 31a) in 81 games ... Set new career highs in goals and games played ... Added three points (2g, 1a) in seven Stanley Cup Playoff games with the Rangers ... Began the season with Toronto and recorded 46 points (21g, 25a) in 63 games ... Posted a career-high tying five-game point streak from 10/18-10/28, recording six points (4g, 2a) during that span ... Established a season-high with three points (1g, 2a) on 11/8 vs. MTL ... Posted back-to-back three point games on 12/20 at PIT (1g, 2a) and 12/22 at ATL (3a) ... Acquired by the NY Rangers from Toronto on 3/4 ... Appeared in 18 regular-season games with New York, posting 13 points (7g, 6a) ... Made his Rangers debut on 3/5 at NYI ... Posted a four-game point streak (3g, 2a) from 3/14-3/21 ... Made his Rangers playoff debut on 4/15 at WSH, recording two points (1g, 1a) in Game One of the Eastern Conference Quarterfinals ... **2007-08:** Played 72 games for Toronto, collecting 56 points (26g, 30a) with 92 penalty minutes ... Ranked first on the team in power play goals (12) and game-winning goals (5) ... Ranked second on the Maple Leafs in goals, points and plus/minus rating (plus-10) ... Registered 16 multiple-point games ... Posted a season-high four-game point streak (4g, 4a) from 10/11-10/18 ... Collected two points (1g, 1a), including the game-winning goal and his 200th career NHL point on 10/18 vs. FLA ... Appeared in his 400th career NHL game on 11/29 at ATL ... Scored a natural hat trick on 12/6 at NYR ... Earned three assists and a season-high plus-four rating on 12/14 at ATL ... Scored his 20th goal of the season, for the first time in his career, on 2/16 vs. BOS ... Recorded three points (1g, 2a), including the 100th goal of his career on 2/23 vs. ATL ... Sustained a knee injury on 3/15 vs. BUF, missing four games ... Missed final three regular-season games from 4/1-4/5, due to a knee injury ... **2006-07:** Recorded 33 points (18g, 15a) in 54 games

with the Maple Leafs ... Collected a season-high three points (2g, 1a) and a plus-four rating on 11/9 at BOS ... Earned two assists, including the 100th of his career on 11/20 vs. NYI ... Missed 28 games due to an ankle injury ... **2005-06:** Appeared in 57 games with Toronto, recording 31 points (12g, 19a) ... Ranked second on the team in plus/minus rating (plus-13) ... Posted a season-high four-game point streak from 3/28-4/6, collecting seven points (2g, 5a) during that span ... **2003-04:** Appeared in 62 games with the Maple Leafs, earning 31 points (13g, 18a) ... Recorded two assists in 13 Stanley Cup Playoff games ... Returned to the lineup on 12/11 at MIN, after missing 20 games with a shoulder injury ... Recorded his 100th career NHL point with one goal on 12/23 vs. FLA ... Registered a season-high four-game point streak (1g, 5a) from 12/19-12/26 ... **2002-03:** Recorded 45 points (16g, 29a) and a career-high 124 penalty minutes in 72 games with Toronto ... Tied for 15th in the NHL in game-winning goals (six) ... Finished third on the Maple Leafs in plus/minus rating (plus-11), third in game-winning goals, fourth in goals, fourth in penalty minutes and fifth in points ... Established a career-high with a five-game point streak (2g, 7a) from 1/29-2/8 ... Appeared in his 200th career game on 4/3 vs. MIN ... Appeared in three post-season games with the Leafs ... **2001-02:** Split season between Toronto (NHL) and St. John's (AHL) ... Recorded two points (1g, 1a) in 11 games with Toronto and 35 points (11g, 24a) in 34 games with St. John's ... Scored his only goal with Toronto on 10/6 at MTL ... Assigned to St. John's on 11/5 ... Recorded 13 multiple-point games with St. John's ... Had season-ending knee surgery on 3/1 and missed the entire post-season ... **2000-01:** Tallied 17 points (6g, 11a) in 52 games with Toronto ... Registered a season-high three assists/points on 4/7 at OTT ... **1999-2000:** Recorded 30 points (12g, 18a) in 66 games with the Maple Leafs during his first North American season ... Appeared in two AHL games with St. John's ... Registered his first career NHL point with one assist in his NHL debut on 10/13 vs. FLA ... Earned his first career multiple-point game (2a) on 10/25 vs. DAL ... Scored his first career goal on 11/15 vs. SJ ... Recorded his first career NHL hat trick on 12/20 at FLA.

**EUROPEAN CAREER:** Recorded 80 points (28g, 52a) in 116 career games in Russia over four seasons with Ust-Kamenogorsk, Dynamo, Ak-Bars Kazan and Yaroslavl.

**INTERNATIONAL CAREER:** Has represented his native Kazakhstan in international competition four times ... Scored one goal in five games at the 2006 Winter Olympic Games in Torino, Italy ... Appeared in the World Junior Championships in 1996, 1997 and 1998.

**PERSONAL:** He and his wife, Elena, have a son, Daniel, and a daughter, Nicole, and reside in Toronto in the offseason ... Lists his most memorable hockey moment as leading Kazakhstan to a 6-3 win over Canada at the 1998 World Junior Championships ... In his spare time, enjoys spending time with family and fishing.

**CAREER TRANSACTIONS:** Selected by Toronto in the first round, 10th overall, of the 1998 NHL Entry Draft ... Acquired by the NY Rangers from Toronto for a second round selection (Kenny Ryan) in the 2009 NHL Entry Draft on March 4, 2009 ... Signed by the Thrashers as a free agent on July 2, 2009.

## CAREER VS NHL

TEAM	GP	G	A	PTS
ANAHEIM	8	3	1	4
ATLANTA	30	8	17	25
BOSTON	43	13	15	28
BUFFALO	43	7	15	22
CALGARY	12	6	5	11
CAROLINA	31	6	8	14
CHICAGO	9	0	3	3
COLORADO	6	3	2	5
COLUMBUS	7	3	0	3
DALLAS	6	1	2	3
DETROIT	10	2	0	2
EDMONTON	10	1	2	3
FLORIDA	31	12	14	26
LOS ANGELES	6	1	1	2
MINNESOTA	6	1	2	3
MONTREAL	49	14	21	35
NASHVILLE	8	2	3	5
NEW JERSEY	26	8	8	16
N.Y. ISLANDERS	32	4	12	16
N.Y. RANGERS	29	6	8	14
OTTAWA	38	10	14	24
PHILADELPHIA	33	7	8	15
PHOENIX	8	2	1	3
PITTSBURGH	29	12	15	27
SAN JOSE	7	3	4	7
ST. LOUIS	10	0	4	4
TAMPA BAY	32	11	12	23
TORONTO	4	1	1	2
VANCOUVER	11	2	4	6
WASHINGTON	29	7	13	20

## CAREER HIGHLIGHTS

First NHL Game: 10/13/99 vs. FLA

First NHL Goal: 11/15/99 vs. SJ (Shields)

First NHL Assist: 10/13/99 vs. FLA

Most Goals, Game: 3 (2x), last – 12/6/07 at NYR

Most Assists, Game: 3 (5x), last – 2/6/10 vs. FLA

Most Points, Game: 3 (14x), last – 3/4/10 vs. NYI (1g, 2a)

Most Penalty Minutes, Game: 22, 1/31/08 at CAR

Most Shots, Game: 9, 2/14/09 vs. PIT

Most Time On Ice, Game: 25:13, 12/26/07 at NYI

Longest Point Scoring Streak: 6 games, 12/16/09-12/26/09 (6g, 3a)

Longest Goal Scoring Streak: 4 games (3x), last – 3/14/10-3/20/10 (5g)

Longest Assist Streak: 5 games, 10/22/10-11/3/10 (8a)

Hat Tricks: 2, last – 12/6/07 at NYR (3g)

Multiple-Point Games: 87 (14, 3-point; 73, 2-point)

Penalty Shots: None

Shootout Attempts: 2-10, 20%

## CAREER STATISTICS

Year	Team	League	REGULAR SEASON													PLAYOFFS					
			GP	G	A	PTS	PIM	+/-	PP	SH	GW	S	ATOI	GP	G	A	PTS	PIM			
1996-97	Kamenogorsk	Russia-2	8	2	1	3	6	-	-	-	-	-	-	-	-	-	-	-	-	-	-
1997-98	Kamenogorsk	Russia-2	42	15	24	39	62	-	-	-	-	-	-	-	-	-	-	-	-	-	-
1998-99	Dynamo	Russia	30	5	9	14	30	-	-	-	-	-	-	-	-	-	-	-	-	-	-
1999-00	Toronto	NHL	66	12	18	30	41	14	0	0	2	89	12:48	3	0	0	0	4	-	-	-
	St. John's	AHL	2	0	0	0	4	-	-	-	-	-	-	-	-	-	-	-	-	-	-
2000-01	Toronto	NHL	52	6	11	17	30	5	0	0	1	71	10:02	9	2	1	3	12	-	-	-
2001-02	Toronto	NHL	11	1	1	2	4	-1	0	0	0	12	8:57	-	-	-	-	-	-	-	-
	St. John's	AHL	34	11	24	35	47	-	-	-	-	-	-	-	-	-	-	-	-	-	-
2002-03	Toronto	NHL	72	16	29	45	124	11	2	1	6	102	15:00	3	0	0	0	0	-	-	-
2003-04	Toronto	NHL	62	13	18	31	62	7	1	1	2	89	15:18	13	0	2	2	18	-	-	-
2004-05	Ak Bars Kazan	Russia	10	2	3	5	6	-	-	-	-	-	-	-	-	-	-	-	-	-	-
	Yaroslavl	Russia	26	4	15	19	44	-	-	-	-	-	-	9	3	4	7	18	-	-	-
2005-06	Toronto	NHL	57	12	19	31	56	13	2	1	0	113	15:34	-	-	-	-	-	-	-	-
	Kazakhstan	Olympics	5	1	0	1	4	-	-	-	-	-	-	-	-	-	-	-	-	-	-
2006-07	Toronto	NHL	54	18	15	33	44	8	4	0	4	125	16:36	-	-	-	-	-	-	-	-
2007-08	Toronto	NHL	72	26	30	56	92	10	12	0	5	165	20:07	-	-	-	-	-	-	-	-
2008-09	Toronto	NHL	63	21	25	46	24	-13	6	0	2	171	17:13	-	-	-	-	-	-	-	-
	NY Rangers	NHL	18	7	6	13	6	-1	2	0	2	53	17:05	7	2	1	3	6	-	-	-
2009-10	ATLANTA	NHL	76	24	43	67	44	13	8	0	4	126	18:13	-	-	-	-	-	-	-	-
NHL Totals (10 seasons)			603	156	215	371	527	66	37	3	28	1116	15:45	35	4	4	8	40	-	-	-
Thrashers Totals (1 season)			76	24	43	67	44	13	8	0	4	126	18:13	-	-	-	-	-	-	-	-



# NICLAS BERGFORS

**LEFT WING**

**HEIGHT: 5-10**

**WEIGHT: 200**

**SHOOTS: RIGHT**

**BORN: MARCH 7, 1987**

**SODERTALJE, SWEDEN**

# 18

**2009-10 SEASON:** Recorded 44 points (21g, 23a) in 81 games with the Thrashers and New Jersey Devils ... Ranked fourth among league rookies in points, fourth in goals and sixth in assists ... Posted 27 points (13g, 14a) in 54 games with New Jersey ... Earned one assist in the season-opening game on 10/3 vs. PHI ... Took a season-high eight shots on goal on 10/17 vs. CAR ... Established a season-high with two goals on 11/4 vs. WSH ... Recorded three points (1g, 2a) on 11/12 at PIT ... Posted five points (1g, 4a) over a two-game span from 11/12-11/14 ... Tied his season-high with two goals, including the game-winner, on 12/12 vs. PHI ... Recorded 17 points (8g, 9a) in 27 games after being acquired by the Thrashers on 2/4 ... Registered points in three-straight games (3g, 1a) from 2/6-2/12 and scored two game-winning goals during that stretch ... Matched his season-high with two goals on 3/4 vs. NYI ... Collected a season-high three assists on 3/16 vs. BUF ... Skated in a season-high 21:00 of ice time on 3/25 vs. TOR ... Earned points in three straight games (1g, 2a) from 3/27-3/30.

**PROFESSIONAL CAREER:** Earned 45 points (22g, 23a) in 90 career NHL games with New Jersey and Atlanta ... Tallied 150 points (64g, 86a) in 257 American Hockey League games with Lowell and Albany ... **2008-09:** Appeared in eight games with New Jersey, scoring one goal ... Registered 51 points (22g, 29a) in 66 AHL games with Lowell ... Led Lowell in goals, while ranking second in points and assists ... Began the AHL season with points in three straight games, earning six points (1g, 5a) during that stretch ... Recalled by New Jersey on 10/28 and scored one goal in his season debut with the Devils on 11/1 vs. ATL ... Re-assigned to Lowell on 11/22 ... Registered points in his first five games back in the AHL from 11/22-11/30, posting seven points (4g, 3a) in those contests ... Earned points in six straight games from 1/7-1/16, tallying seven points (1g, 6a) ... Collected 10 points (5g, 5a) during a season-high eight-game point streak from 2/14-2/27 ... Took a season-high 10 shots on goal on 2/27 at Springfield ... **2007-08:** Earned 27 points (12g, 15a) in 66 AHL games with Lowell ... Appeared in his first-career NHL game with New Jersey ... Began the season in New Jersey and made his NHL debut on 10/4 at TB ... Assigned to Lowell and made his AHL season debut on 10/17 vs. Providence ... Scored his first goal of the season and added one assist on 11/4 vs. Philadelphia ... Recorded assists in back-to-back games on 11/10 and 11/17 ... Tallied three points (1g, 2a) over a four-game span from 12/18-12/29 ... Scored a season-high two goals on 2/16 vs. Manchester ... Registered goals in back-to-back games on 3/21 and 3/22 ...

Earned three points (1g, 2a) over the final two games on 4/12 and 4/13 ... **2006-07:** Tallied 32 points (13g, 19a) in 60 AHL games with Lowell ... Tied for second on the team in power play goals (10) and shared fifth in overall goals ... Collected two points (1g, 1a) in his first two games of the season from 10/7-10/14 ... Tallied seven points (3g, 4a) over a four-game span from 11/12-11/19, including three straight, two-point efforts from 11/12-11/18 ... Collected points in three straight games from 11/26-12/2, earning three points (1g, 2a) during that span ... **2005-06:** Made his North American debut, tallying 40 points (17g, 23a) in 65 AHL games with the Albany River Rats ... Tied for the team lead in assists, while ranking second in points, goals and power play goals (7) ... Earned four points (1g, 3a) in his first three games from 10/21-10/28 ... Recorded three points (2g, 1a) on 11/19 vs. Binghamton ... Tied his season-high with two goals on 1/28 vs. Manchester ... Tallied points in six consecutive games from 1/28-2/10, collecting eight points (4g, 4a) during that stretch ... Registered six points (1g, 5a) over a five-game span from 3/1-3/11 ... Tallied a season-high four points (4a) on 4/13 at Springfield.

**EUROPEAN CAREER:** Spent three seasons with Sodertalje in Sweden from 2002 to 2005, splitting time between their Elite League team, Junior team and Under-18 club ... Scored one goal in 25 games with the Elite League club, tallied 70 points (32g, 38a) in 65 career games with the Junior team and 26 points (18g, 8a) in nine career games with the Under-18 team.

**INTERNATIONAL CAREER:** Has appeared for Sweden in international competition three times, including the World Junior Championship (2007, 2006) and the World Under-18 Championship (2004).

**PERSONAL:** Started playing hockey at age seven ... His favorite hockey memory is his first NHL games ... Was a fan of Pavel Bure growing up ... Lists Thailand as his favorite vacation spot.

**CAREER TRANSACTIONS:** Selected by New Jersey in the first round, 23rd overall, of the 2005 NHL Entry Draft ... Acquired by the Thrashers from New Jersey with Johnny Oduya, Patrice Cormier, a first-round choice in the 2010 Draft (later traded to Chicago - Chicago selected Kevin Hayes) and a second-round choice in the 2010 Draft (later traded to Chicago - Chicago selected Justin Holl) for Ilya Kovalchuk, Anssi Salmela and a second-round choice in the 2010 Draft (Jonathan Merrill).



## CAREER VS NHL

TEAM	GP	G	A	PTS
ANAHEIM	1	0	0	0
ATLANTA	4	1	2	3
BOSTON	3	0	1	1
BUFFALO	5	1	3	4
CALGARY	-	-	-	-
CAROLINA	5	1	2	3
CHICAGO	2	0	0	0
COLORADO	2	1	1	2
COLUMBUS	1	0	0	0
DALLAS	2	0	1	1
DETROIT	2	0	0	0
EDMONTON	1	0	0	0
FLORIDA	6	1	0	1
LOS ANGELES	1	0	0	0
MINNESOTA	2	1	0	1
MONTREAL	3	0	0	0
NASHVILLE	2	0	1	1
NEW JERSEY	1	0	0	0
N.Y. ISLANDERS	5	2	1	3
N.Y. RANGERS	4	1	0	1
OTTAWA	5	1	1	2
PHILADELPHIA	5	3	2	5
PHOENIX	2	0	0	0
PITTSBURGH	6	4	4	8
SAN JOSE	-	-	-	-
ST. LOUIS	-	-	-	-
TAMPA BAY	7	2	0	2
TORONTO	3	0	1	1
VANCOUVER	1	1	0	1
WASHINGTON	9	2	3	5

## CAREER HIGHLIGHTS

First NHL Game: 10/4/07 at TB

First NHL Goal: 11/1/08 vs. ATL (Hedberg)

First NHL Assist: 10/3/09 vs. PHI

Most Goals, Game: 2 (3x), last – 3/4/10 vs. NYI

Most Assists, Game: 3, 3/16/10 vs. BUF

Most Points, Game: 3 (2x), last – 3/16/10 vs. BUF (3a)

Most Penalty Minutes, Game: 2 (5x), last – 12/18/09 vs. OTT

Most Shots, Game: 8, 10/17/09 vs. CAR

Most Time On Ice, Game: 21:00, 3/25/10 vs. TOR

Longest Point Scoring Streak: 3 games (3x), last – 3/27/10-3/30/10 (1g, 2a)

Longest Goal Scoring Streak: 3 games, 2/6/10-2/12/10 (3g)

Longest Assist Streak: 2 games (2x), last – 3/29/10-3/30/10 (2a)

Hat Tricks: None

Multiple-Point Games: 10 (2, 3-point; 8, 2-point)

Penalty Shots, Career: None

Shootout Attempts: 0-1

## CAREER STATISTICS

Year	Team	League	REGULAR SEASON													PLAYOFFS				
			GP	G	A	PTS	PIM	+/-	PP	SH	GW	S	ATOI	GP	G	A	PTS	PIM		
2002-03	Sodertalje	Sweden U-18	4	4	4	8	0	-	-	-	-	-	-	-	-	-	-	-	-	
	Sodertalje	Sweden Jr.	13	1	5	6	4	-	-	-	-	-	-	-	-	-	-	-	-	
2003-04	Sodertalje	Sweden U-18	5	14	4	18	4	-	-	-	-	-	-	-	-	2	0	1	1	6
	Sodertalje	Sweden Jr.	31	13	17	30	22	-	-	-	-	-	-	-	-	2	1	1	2	0
2004-05	Sodertalje	Sweden Jr.	21	18	16	34	25	-	-	-	-	-	-	-	-	3	0	3	3	4
	Sodertalje	Sweden	25	1	0	1	2	-	-	-	-	-	-	-	-	2	0	0	0	0
2005-06	Albany	AHL	65	17	23	40	10	-	-	-	-	-	-	-	-	-	-	-	-	
2006-07	Lowell	AHL	60	13	19	32	8	-	-	-	-	-	-	-	-	-	-	-	-	
2007-08	New Jersey	NHL	1	0	0	0	0	-1	0	0	0	3	11:17	-	-	-	-	-	-	
	Lowell	AHL	66	12	15	27	22	-	-	-	-	-	-	-	-	-	-	-	-	
2008-09	New Jersey	NHL	8	1	0	1	0	-1	0	0	0	6	5:47	-	-	-	-	-	-	
	Lowell	AHL	66	22	29	51	14	-	-	-	-	-	-	-	-	-	-	-	-	
2009-10	New Jersey	NHL	54	13	14	27	10	-7	8	0	4	134	14:52	-	-	-	-	-	-	
	ATLANTA	NHL	27	8	9	17	0	-3	1	0	2	83	16:29	-	-	-	-	-	-	
NHL Totals (3 seasons)			90	22	23	45	10	-12	9	0	6	226	14:31	-	-	-	-	-	-	
Thrashers Totals (1 season)			27	8	9	17	0	-3	1	0	2	83	16:29	-	-	-	-	-	-	



# ZACH BOGOSIAN

## DEFENSE

HEIGHT: 6-3

WEIGHT: 215

SHOOTS: RIGHT

BORN: JULY 15, 1990

MASSENA, NEW YORK

# 4

**2009-10 SEASON:** Appeared in 81 games, posting 23 points (10g, 13a) ... Established career-highs in games played, points, goals and assists ... Tied the Thrashers franchise record for most goals by a defenseman in a single season ... Set a career-best and tied for fifth on the team with three power play goals ... Ranked sixth on the team and second among defensemen with 155 shots on goal ... Set a franchise record with 196 hits ... Began the season with eight goals in the first 17 games ... Scored his first goal in the season-opening game on 10/3 vs. TB ... Scored four goals over a four-game span from 10/22-10/31, including a career-high tying two goals on 10/29 vs. WSH ... Scored goals in back-to-back games on 11/13 and 11/15 ... Earned a career-high tying plus-four rating on 11/13 vs. LA ... Skated in a career high 29:13 of ice time on 11/19 vs. BOS ... Tallied a season-high two assists on 12/26 at TB ... Matched his season-best with two points (1g, 1a) and a plus-four rating on 1/16 at CAR ... Missed one game with a hand injury on 3/14 vs. PHX ... Scored his 10th goal of the season on 3/25 vs. TOR.

**PROFESSIONAL CAREER:** Registered 42 points (19g, 23a) in 128 NHL games with Atlanta ... **2008-09:** Posted 19 points (9g, 10a) in 47 games during his first NHL season ... Led all first-year NHL defensemen in goals and ranked fourth in points ... Tied for second among rookie defensemen with a plus-11 rating ... Led team defensemen in goals and ranked third in points ... Made his NHL debut on 10/10 vs. WSH ... Missed 28 games due to injury from 10/30-12/30 ... Returned to the lineup on 12/31 at CAR ... Appeared in five games with Chicago (AHL) during a conditioning stint from 1/3-1/11, scoring one goal ... Earned his first-career NHL points (1g, 1a) on 1/17 at NSH ... Recorded four points (2g, 2a) in two games from 1/17-1/20 ... Posted a season-high three points (3a) on 2/16 at LA ... Scored his first-career game-winning goal on 3/10 at COL ... Skated in a season-high 28:32 of ice time and took a season-high six shots on 3/14 at BUF ... Scored a season-high two goals on 4/9 vs. FLA ... Earned 11 points (6g, 5a) in his last 16 games of the season.

**AMATEUR CAREER:** Tallied 94 points (18g, 76a) in 127 career Ontario Hockey League games with Peterborough ... Recorded 17 points (1g, 16a) in 36 games with Cushing Academy in 2005-06 ... **2007-08:** Recorded 61 points (11g, 50a) in 60 games with the Peterborough Petes (OHL) ... Named to the OHL First All-Star Team ... Appeared in the OHL All-Star Classic and the Canadian Hockey League Top Prospects Game ... Ranked second among league defensemen in assists and was the only defenseman to lead his team in points ... Ranked fifth among league defensemen in points and tied for ninth in goals ... Ranked sixth on the Petes with six power play goals ... Was second on his team with a plus-eight rating ... Recorded 15 multiple-point games and tallied at least one point in 41 contests ... Began the season with a six-game point streak (2g, 6a) from 9/20-10/11 ... Tallied three points (1g, 2a) on 10/11 vs. Erie ... Earned two points (1g, 1a) for his second multiple-point game of the season on 10/26 at Kingston ... Tallied three points (1g, 2a) over consecutive games from 10/26-11/1 ... Posted a season-high nine-game

point streak from 11/8-12/1, collecting 11 points (1g, 10a) during that stretch ... Recorded a season-high four points (3g, 1a) and his first-career hat trick on 1/3 vs. Oshawa ... Earned six points (3g, 3a) over a three-game stretch from 1/1-1/4 ... Collected eight points (1g, 7a) over a four-game stretch from 1/10-1/17, recording two points in each of those contests ... Posted three points (1g, 2a) on 1/24 vs. Ottawa ... Collected two assists on 1/31 vs. Niagara ... Registered 19 points (5g, 14a) during the month of January, the most of any month, and tallied seven multiple-point contests during the month ... Posted five assists over a three-game stretch from 1/31-2/7 ... Earned assists in three-consecutive games from 2/17-2/29 ... Tallied two points (1g, 1a) and earned a season-high plus-four rating on 3/6 vs. Kingston ... Closed out the regular season with an assist on 3/16 at Niagara ... Added three assists in five OHL post-season contests ... Tallied a post-season high two assists on 3/22 at Belleville ... Earned all three of his playoff assists over two consecutive games from 3/22-3/24 ... **2006-07:** Made his OHL debut with the Petes, tallying 33 points (7g, 26a) in 67 contests ... Ranked second among team defensemen and rookies in points ... Ranked third overall on the Petes with seven power play goals ... Appeared in his first OHL game on 9/21 vs. Brampton ... Recorded his first-career OHL point with one goal on 10/5 vs. Belleville ... Posted assists in back-to-back games on 10/12 and 10/14 for his first-career OHL point streak ... Established a season-high with a plus-five rating on 10/19 vs. Erie ... Tallied assists in consecutive games (2a) on 11/2 and 11/4 ... Earned three points (1g, 2a) over a two-game span from 11/11-11/12 ... Set a season-high with points in three consecutive games (1g, 2a) from 11/18-11/24 ... Matched his season-high with a plus-five rating on 12/7 vs. Ottawa ... Collected assists in consecutive games (2a) on 12/15 and 12/16 ... Posted four points (1g, 3a) over a two-game stretch from 1/4-1/5 ... Recorded points in back-to-back games (1g, 1a) from 1/11-1/13 ... Earned a plus-six rating over a three-game span from 1/20-1/26 ... Collected a season-high three assists on 1/25 vs. Niagara ... Matched his season-high with a three-game point streak (1g, 2a) from 3/1-3/8 ... Tallied one assist in his final regular season game on 3/16 at Niagara ... **2005-06:** Posted 17 points (1g, 16a) in 36 games with Cushing Academy (Mass.).

**INTERNATIONAL CAREER:** Made his international debut with the United States at the 2009 IIHF World Championships in Switzerland, recording one assist in nine games.

**PERSONAL:** Lists his favorite hockey memory as getting drafted by the Thrashers ... His brother, Aaron, plays college hockey for St. Lawrence University ... His father, Ike, played college football at Syracuse and his uncle, Steve, played college football at Army ... Was coached by Hall-of-Fame defenseman Ray Bourque at Cushing Academy ... Was teammates with Thrashers prospect Arturs Kulda with Peterborough of the OHL ... Lists his father as his biggest influence in his career ... Enjoys hunting and fishing during his spare time.

**CAREER TRANSACTIONS:** Selected by the Thrashers in the first round, third overall, of the 2008 NHL Entry Draft.

## CAREER VS NHL

TEAM	GP	G	A	PTS
ANAHEIM	2	0	0	0
ATLANTA	-	-	-	-
BOSTON	5	0	1	1
BUFFALO	7	1	2	3
CALGARY	2	0	0	0
CAROLINA	9	1	2	3
CHICAGO	2	0	0	0
COLORADO	3	1	0	1
COLUMBUS	2	0	1	1
DALLAS	2	0	0	0
DETROIT	3	0	1	1
EDMONTON	2	2	0	2
FLORIDA	10	2	0	2
LOS ANGELES	2	1	3	4
MINNESOTA	1	0	0	0
MONTREAL	7	2	1	3
NASHVILLE	3	1	1	2
NEW JERSEY	6	0	1	1
N.Y. ISLANDERS	5	2	1	3
N.Y. RANGERS	6	0	0	0
OTTAWA	6	1	0	1
PHILADELPHIA	6	0	0	0
PHOENIX	1	0	0	0
PITTSBURGH	5	0	1	1
SAN JOSE	2	0	0	0
ST. LOUIS	2	0	0	0
TAMPA BAY	10	1	3	4
TORONTO	5	1	1	2
VANCOUVER	1	0	1	1
WASHINGTON	11	3	2	5

## CAREER HIGHLIGHTS

First NHL Game: 10/10/08 vs. WSH

First NHL Goal: 1/17/09 at NSH (Rinne)

First NHL Assist: 1/17/09 at NSH

Most Goals, Game: 2 (2x), last – 10/29/09 vs. WSH

Most Assists, Game: 3, 2/16/09 at LA

Most Points, Game: 3, 2/16/09 at LA (3a)

Most Penalty Minutes, Game: 9, 10/10/08 vs. WSH

Most Shots, Game: 6, 3/14/09 vs. BUF

Most Time On Ice, Game: 29:13, 11/19/09 vs. BOS

Longest Point Scoring Streak: 4 games, 3/10/09-3/16/09 (2g, 2a)

Longest Goal Scoring Streak: 2 games (4x), last – 11/13/09-11/15/09 (2g)

Longest Assist Streak: 2 games (3x), last – 12/23/09-12/26/09 (3a)

Hat Tricks: None

Multiple-Point Games: 6 (1, 3-point, 5, 2-point)

Penalty Shots: None

Shootout Attempts: None

## CAREER STATISTICS

Year	Team	League	REGULAR SEASON											PLAYOFFS							
			GP	G	A	PTS	PIM	+/-	PP	SH	GW	S	ATOI	GP	G	A	PTS	PIM			
2005-06	Cushing	High-MA	36	1	16	17	-	-	-	-	-	-	-	-	-	-	-	-	-		
2006-07	Peterborough	OHL	67	7	26	33	63	-	-	-	-	-	-	-	-	-	-	-	-		
2007-08	Peterborough	OHL	60	11	50	61	72	-	-	-	-	-	-	-	-	-	5	0	3	3	8
2008-09	ATLANTA	NHL	47	9	10	19	47	11	2	1	1	90	18:06	-	-	-	-	-	-		
	Chicago	AHL	5	1	0	1	0	-	-	-	-	-	-	-	-	-	-	-	-		
2009-10	ATLANTA	NHL	81	10	13	23	61	-18	3	1	0	155	21:24	-	-	-	-	-	-		
NHL/Thrashers Totals (2 seasons)			128	19	23	42	108	-7	5	2	1	245	19:45	-	-	-	-	-	-		



# ERIC BOULTON

LEFT WING

HEIGHT: 6-1

WEIGHT: 225

SHOOTS: LEFT

BORN: AUGUST 17, 1976

HALIFAX, NOVA SCOTIA

# 36

**2009-10 Season:** Appeared in 62 games, earning eight points (2g, 6a) and 113 penalty minutes ... Led the Thrashers in penalty minutes ... Earned one assist in the first game of the season on 10/3 vs. TB ... Scored his first goal of the year for his second point in as many games on 10/8 at STL ... Skated in a season-high 13:12 of ice time on 10/31 at OTT ... Tied his career-high for most points/assists (2a) and established a season-high with a plus-two rating on 11/30 vs. FLA ... Collected his 1,000th career penalty minute on 12/12 vs. MTL ... Earned a plus-five rating over a six game span from 1/5-1/16 ... Tied his season-high with a plus-two rating on 1/5 at PIT ... Earned three points (1g, 2a) over a five game span from 1/7-1/16 ... Scored his first-career power play goal and earned a season-high 15 penalty minutes on 1/12 vs. OTT ... Took a season-high four shots on goal on 1/18 at FLA ... Became the franchise's all-time penalty minute leader (passing Jeff Odgers at 532) on 3/20 vs. PHI.

**PROFESSIONAL CAREER:** Recorded 63 points (21g, 42a) and 1,063 penalty minutes in 480 NHL games with Buffalo and Atlanta ... Is the Thrashers franchise leader with 552 PIM in 308 career games with the team ... Earned 131 points (65g, 66a) and 1,374 penalty minutes in 319 career minor-league games in the American Hockey League, the International Hockey League and the ECHL ... **2008-09:** Appeared in 76 games, posting 13 points (3g, 10a) and 176 penalty minutes ... Named the co-winner, along with Garnet Exelby, of the Thrashers 2009 Gilner-Reeves Community Service Award ... Set a career-high for games played, points and assists ... Also registered career highs in shots (71) and average ice time per game (7:32) and finished with his second-highest career total in penalty minutes (176) ... Ranked sixth in the NHL in penalty minutes ... Scored goals in consecutive games from 12/3-12/6 ... Earned a season-high 26 penalty minutes on 1/8 at NJ ... Tied career highs for points/assists with two assists on 1/20 vs. MTL ... Appeared in his 400th NHL game on 3/3 vs. FLA ... **2007-08:** Appeared in 74 games for the Thrashers, tying his career-best in points (9), goals (4) and assists (5) ... Called for a team-high 127 penalty minutes ... Called for a career-high tying 29 penalty minutes on 1/18 at BUF ... Tallied assists in back-to-back games from 1/30-2/1 ... Earned three points (1g, 2a) in a four-game span from 1/30-2/5 ... Took a career-high five shots on goal on 3/19 vs. CAR ... **2006-07:** Played in 45 games for the Thrashers, tallying seven points (3g, 4a) and 49 penalty minutes ... Earned a career-high plus-two rating ... Recorded his first goal of the season on 10/25 at CAR ... Skated in a career-high 14:04 of ice time on 12/23 vs. NJ ... Recorded a career-high tying two-game goal streak (2g) from 2/20-2/22 ... Registered the first multiple-point game of his career with two assists on 3/12 vs. WSH ... Recorded a plus-rating nine times, including a season-high plus-two on 3/12 vs. WSH ... Appeared in four post-season games and led the team with 24 penalty minutes during the playoffs ... **2005-06:** Set a career-high with four goals in 51 games with the Thrashers ... Finished third on the Thrashers with 87 penalty minutes ... Missed six games due to suspension from 10/22-11/4 ... Posted a career-best two-game point streak from 12/26-12/28 (1g, 1a) ... Earned three points (1g, 2a) over a three-game span from 12/26-12/30 ... Played in his 200th NHL game on 1/7 at PIT ... Scored two goals over a two-game span from 1/18-1/19 to tie

his career-best for the longest goal streak and set a career-high for the longest goal streak ... **2004-05:** Recorded 39 points (23g, 16a) in 48 ECHL games with Columbia ... Tied for the team lead with two goals, three assists and five points in five post-season games ... Set a professional career high and was tied for second on the team in goals (23) ... Ranked sixth on the team with a professional career-high 16 assists ... Ranked third on the Inferno with 124 penalty minutes ... **2003-04:** Ranked third on the Sabres with 110 penalty minutes ... Called for a season-high 16 penalty minutes on 2/16 vs. ATL ... Scored his only goal of the season on 2/18 vs. FLA ... **2002-03:** Tallied one goal and five assists in 58 games with Buffalo ... Finished seventh in the NHL with a team-best and career-high 178 penalty minutes ... Set a career high with 29 penalty minutes on 10/10 at NYI ... Recorded assists in consecutive games from 3/17-3/19 ... **2001-02:** Ranked second on Buffalo with 129 penalty minutes ... Tallied his first-career game-winning goal on 11/8 vs. ATL ... **2000-01:** Finished third on the Sabres with 94 penalty minutes despite playing in just 35 games ... Made his NHL debut on 10/5 vs. CHI ... Scored his first-career NHL goal on 11/25 at MTL ... Registered his first-career NHL assist on 1/5 vs. TOR ... **1999-00:** Recorded four points (2g, 2a) in 76 AHL games with Rochester ... Led the team and ranked 11th in the league with 276 penalty minutes ... Tallied three points (2g, 1a) and a team-leading 53 penalty minutes in 18 Calder Cup Playoff games ... **1998-99:** Split season between Kentucky (AHL) and Florida (ECHL) ... Registered six points (3g, 3a) and 154 penalty minutes in 34 games with Kentucky and 22 points (9g, 13a) and 143 penalty minutes in 26 games with Florida ... Earned one assist and a team-high 34 penalty minutes in 10 playoff games with Kentucky ... Ranked third on Kentucky in penalty minutes (154) ... Finished third on Florida in penalty minutes despite playing in only 26 games ... **1997-98:** Recorded 27 points (11g, 16a) in 53 games with the Charlotte Checkers (ECHL) ... Led the Checkers with 202 penalty minutes ... Tallied one goal in four playoff games ... Earned two assists in eight IHL games with Fort Wayne ... **1996-97:** Appeared in 23 AHL games with the Binghamton Rangers, tallying five points (2g, 3a) ... Appeared in three Calder Cup Playoff games with Binghamton ... Posted 25 points (14g, 11a) in 44 games with Charlotte (ECHL) ... Set a franchise-record and career-high with 325 penalty minutes with the Checkers ... Recorded one assist in three ECHL playoff games.

**AMATEUR CAREER:** Registered 72 points (28g, 44a) and 651 penalty minutes in 162 Ontario Hockey League games over three seasons with Oshawa and Sarnia.

**PERSONAL:** He and his wife, Ryan, have two daughters, Aidan and Reaves, and two sons, Sawyer and Ryder ... His favorite hockey memory is his first NHL game ... Was a fan of Mark Messier and the Edmonton Oilers growing up ... Enjoys fishing and hunting in his spare time ... Makes his off-season home in Atlanta.

**CAREER TRANSACTIONS:** Selected by the NY Rangers in the ninth round, 234th overall, of the 1994 NHL Entry Draft ... Signed by Buffalo as a free agent on Aug. 20, 1999 ... Signed by the Thrashers as a free agent on Aug. 8, 2005

## CAREER VS NHL

TEAM	GP	G	A	PTS
ANAHEIM	6	0	1	1
ATLANTA	10	2	0	2
BOSTON	24	0	1	1
BUFFALO	14	0	1	1
CALGARY	5	0	1	1
CAROLINA	30	2	3	5
CHICAGO	8	0	0	0
COLORADO	8	0	0	0
COLUMBUS	6	0	1	1
DALLAS	5	1	0	1
DETROIT	6	0	0	0
EDMONTON	6	0	0	0
FLORIDA	35	1	7	8
LOS ANGELES	7	2	0	2
MINNESOTA	6	0	0	0
MONTREAL	25	1	3	4
NASHVILLE	6	0	0	0
NEW JERSEY	26	0	2	2
N.Y. ISLANDERS	25	2	2	4
N.Y. RANGERS	25	1	2	3
OTTAWA	24	3	2	5
PHILADELPHIA	24	2	1	3
PHOENIX	6	0	0	0
PITTSBURGH	24	1	2	3
SAN JOSE	5	0	0	0
ST. LOUIS	8	1	0	1
TAMPA BAY	38	1	5	6
TORONTO	30	0	4	4
VANCOUVER	4	0	1	1
WASHINGTON	34	1	3	4

## CAREER HIGHLIGHTS

First NHL Game: 10/5/00 vs. CHI

First NHL Goal: 11/25/00 at MTL (Garon)

First NHL Assist: 1/5/01 vs. TOR

Most Goals, Game: 1 (21x), last – 1/12/10 vs. OTT

Most Assists, Game: 2 (3x), last – 11/30/09 vs. FLA

Most Points, Game: 2 (3x), last – 11/30/09 vs. FLA (2a)

Most Penalty Minutes, Game: 29 (2x), last – 1/18/08 vs. BUF

Most Shots, Game: 5, 3/19/08 vs. CAR

Most Time On Ice, Game: 14:04, 12/23/06 vs. NJ

Longest Point Scoring Streak: 2 games (8x), last – 10/3/09-10/8/09 (1g, 1a)

Longest Goal Scoring Streak: 2 games (3x), last – 12/3/08-12/6/08 (2g)

Longest Assist Streak: 2 games (2x), last – 1/30/08-2/1/08 (2a)

Hat Tricks: None

Multiple-Point Games: 3 (3, 3-point)

Penalty Shots: None

Shootout Attempts: None

## CAREER STATISTICS

Year	Team	League	REGULAR SEASON													PLAYOFFS				
			GP	G	A	PTS	PIM	+/-	PP	SH	GW	S	ATOI	GP	G	A	PTS	PIM		
1993-94	Oshawa	OHL	45	4	3	7	149	-	-	-	-	-	-	5	0	0	0	16		
1994-95	Oshawa	OHL	27	7	5	12	125	-	-	-	-	-	-	-	-	-	-	-		
	Sarnia	OHL	24	3	7	10	134	-	-	-	-	-	-	4	0	1	1	10		
1995-96	Sarnia	OHL	66	14	29	43	243	-	-	-	-	-	-	9	0	3	3	29		
1996-97	Binghamton	AHL	23	2	3	5	67	-	-	-	-	-	-	3	0	0	0	4		
	Charlotte	ECHL	44	14	11	25	325	-	-	-	-	-	-	3	0	1	1	6		
1997-98	Charlotte	ECHL	53	11	16	27	202	-	-	-	-	-	-	4	1	0	1	0		
	Fort Wayne	IHL	8	0	2	2	42	-	-	-	-	-	-	-	-	-	-	-		
1998-99	Kentucky	AHL	34	3	3	6	154	-	-	-	-	-	-	10	0	1	1	36		
	Florida	ECHL	26	9	13	22	143	-	-	-	-	-	-	-	-	-	-	-		
	Houston	IHL	7	1	0	1	41	-	-	-	-	-	-	-	-	-	-	-		
1999-00	Rochester	AHL	76	2	2	4	276	-	-	-	-	-	-	18	2	1	3	53		
2000-01	Buffalo	NHL	35	1	2	3	94	-1	0	0	0	20	5:42	-	-	-	-	-		
2001-02	Buffalo	NHL	35	2	3	5	129	-1	0	0	1	21	6:08	-	-	-	-	-		
2002-03	Buffalo	NHL	58	1	5	6	178	1	0	0	0	33	6:35	-	-	-	-	-		
2003-04	Buffalo	NHL	44	1	2	3	110	-2	0	0	0	20	4:52	-	-	-	-	-		
2004-05	Columbia	ECHL	48	23	16	39	124	-	-	-	-	-	-	4	2	3	5	8		
2005-06	ATLANTA	NHL	51	4	5	9	87	-4	0	0	0	28	4:54	-	-	-	-	-		
2006-07	ATLANTA	NHL	45	3	4	7	49	2	0	0	0	42	6:16	4	0	0	0	24		
2007-08	ATLANTA	NHL	74	4	5	9	127	-10	0	0	0	64	7:26	-	-	-	-	-		
2008-09	ATLANTA	NHL	76	3	10	13	176	-3	0	0	0	71	7:32	-	-	-	-	-		
2009-10	ATLANTA	NHL	62	2	6	8	113	-1	1	0	0	39	6:50	-	-	-	-	-		
NHL Totals (9 seasons)			480	21	42	63	1063	-19	1	0	1	338	6:26	4	0	0	0	24		
Thrashers Totals (5 seasons)			308	16	30	46	552	-16	1	0	0	244	6:36	4	0	0	0	24		



# DUSTIN BYFUGLIEN

# 33

## DEFENSE

HEIGHT: 6-5

SHOOTS: RIGHT

WEIGHT: 265

BORN: MARCH 27, 1985

MINNEAPOLIS, MINNESOTA

**2009-10 SEASON:** Recorded 34 points (17g, 17a) in all 82 games for the Chicago Blackhawks ... One of five Blackhawks to appear in every regular-season game ... Set new career-highs in games played and tied his career-best in assists ... Scored a career-most six power play goals ... Tied for seventh on the team in goals ... Recorded three points (2g, 1a) in the first two games of the season from 10/2-10/3 ... Earned points in back-to-back games (1g, 1a) 10/15-10/17 ... Scored his first game-winning goal of the season on 10/24 vs. NSH ... Collected a season-high two assists on 12/29 at DAL ... Tallied assists in four straight games (5a) from 12/29-1/3 ... Tied his season-high with two assists on 1/9 at MIN ... Scored goals in back-to-back games on 1/26 and 1/28 ... Earned points in three straight games from 3/2-3/5, recording three points (2g, 1a) during that stretch ... Matched his season-high with two assists, for the third time this season, on 4/7 vs. STL ... Added 16 points (11g, 5a) in 22 post-season contests, while helping lead the Blackhawks to the Stanley Cup Championship ... Ranked third in the NHL in playoff goals ... Tied for the team lead in post-season goals and power play goals (5), and ranked fifth in points ... Netted his first career playoff hat trick, including the game-winner, in Game Three of the Western Conference Semifinals on 5/5 at VAN ... Collected points in five straight games from 5/11-5/23, earning six points (5g, 1a) during that stretch, including three game-winning tallies ... Registered a playoff career-high four points (2g, 2a) in Game Five of the Stanley Cup Finals on 6/6 vs. PHI ... Scored one goal in the Stanley Cup clinching win on 6/9 at PHI.

**PROFESSIONAL CAREER:** Recorded 109 points (55g, 54a) in 260 NHL games with Chicago ... Appeared in 39 Stanley Cup Playoff games with the Blackhawks, earning 25 points (14g, 11a) ... Tallied 74 points (26g, 48a) in 124 American Hockey League games with Norfolk and Rockford ... Added five points (1g, 4a) in 10 AHL Calder Cup Playoff games with Norfolk ... 2008-09: Tallied 31 points (15g, 16a) in 77 games with the Blackhawks ... Tied for seventh on the team in goals and ranked 11th in points ... Led team forwards and ranked second overall with 169 hits ... Established a season-high with two assists on 11/3 vs. COL ... Missed three games due to injury from 11/20-11/26 ... Set a season-high with two goals on 12/12 at COL ... Recorded a career-high four points (2g, 2a) on 12/28 at MIN ... Scored Chicago's only penalty shot goal of the season on 4/11 at DET ... Added nine points (3g, 6a) in 17 games during his Stanley Cup Playoff debut ... Scored all three of his goals and six-of-nine points on the road ... Tallied his first career post-season point (1a) on 4/25 vs. CGY ... Earned a playoff-high three points (1g, 2a) on 4/27 at CGY ... Registered points in three straight games (2g, 2a) from 5/9-5/17, including a post-season high two goals on 5/9 at VAN ... 2007-08: Recorded 36 points (19g, 17a) in 67 games with Chicago ... Appeared in eight AHL games with Rockford, posting seven points (2g, 5a) ... Ranked fifth on the Blackhawks in goals and tied for fifth in points ... Tied for second on the team with seven power play goals and four game-winning tallies ... Earned points in three straight games (4g, 2a) from 11/28-12/1, including a season-high four points (3g, 1a) on 11/30 vs. PHX

... Posted a three-game point streak from 12/7-12/12, earning four points (1g, 3a) during that stretch ... Collected a season-high two assists on 12/22 at OTT ... Tied his season-high with two assists and added one goal on 1/16 vs. STL ... Score game-winning goals in back-to-back games on 3/4 and 3/5 ... 2006-07: Appeared in nine games for the Blackhawks, tallying three points (1g, 2a) ... Earned 44 points (16g, 28a) in 63 AHL games with the Norfolk Admirals ... Missed nine games due to injury from 11/24-12/10 ... Set a Norfolk franchise record with 241 shots on goal ... Named the Second AHL All-Star Team and represented Planet USA at the AHL All-Star Classic ... Won the Vector CCM Hardest Shot event at the AHL All-Star Skills Competition ... Posted a six-game point and assist streak (1g, 6a) from 3/17-3/31 ... 2005-06: Made his NHL debut, tallying five points (3g, 2a) in 25 games with the Blackhawks ... Scored the game-winning goal in his first-career NHL game on 3/1 vs. NSH ... Registered 23 points (8g, 15a) in 53 AHL games with Norfolk ... Appeared in four playoff games with the Admirals, earning three points (1g, 2a).

**AMATEUR CAREER:** Collected 142 points (48g, 94a) in 189 career Western Hockey League games with Prince George and Brandon from 2001 to 2005 ... 2004-05: Earned WHL-career highs with 22 goals, 36 assists, 58 points and 184 penalty minutes in 64 games with Prince George ... Named the HUSKY WHL Player of the Month for December ... 2003-04: Recorded 45 points (16g, 29a) and 137 penalty minutes in 66 games for Prince George ... 2002-03: Split time between Brandon and Prince George during his first-full WHL season ... Tallied two points (1g, 1a) in eight games for Brandon and 37 points (9g, 28a) in 48 contests with Prince George ... Added four points (1g, 3a) in five playoff games with Prince George ... 2001-02: Earned 62 points (32g, 30a) in 52 games with the Chicago Mission (MAHL) ... Made his WHL debut, appearing in three games for Brandon.

**INTERNATIONAL CAREER:** Selected to play for the United States at the 2008 World Championships, but did not participate due to injury.

**PERSONAL:** Played defense until the 2007-08 season when he was asked to fill-in at forward, where he spent the majority of the next two seasons ... Will begin his Thrashers career on the blueline, but will be available at both positions ... Spends his off-seasons in Minneapolis ... Was a fan of the Minnesota North Stars and Mike Modano growing up ... If he wasn't a hockey player, he would like to be a hunting or fishing guide ... His father, Rick, played football for St. Cloud State.

**CAREER TRANSACTIONS:** Selected by Chicago in the eighth round, 245th overall, of the 2003 NHL Entry Draft ... Acquired by the Thrashers from Chicago with Ben Eager, Brent Sopel and Akim Aliu for Marty Reasoner, Jeremy Morin, Joey Crabb, a first-round choice in the 2010 Entry Draft (Chicago selected Kevin Hayes) and a second-round selection in the 2010 Entry Draft (Chicago selected Justin Holl) on June 24, 2010.

## CAREER VS NHL

TEAM	GP	G	A	PTS
ANAHEIM	13	1	4	5
ATLANTA	1	0	0	0
BOSTON	4	0	1	1
BUFFALO	4	0	0	0
CALGARY	12	5	2	7
CAROLINA	3	0	0	0
CHICAGO	-	-	-	-
COLORADO	12	4	4	8
COLUMBUS	26	6	1	7
DALLAS	11	2	5	7
DETROIT	23	3	2	5
EDMONTON	13	3	1	4
FLORIDA	4	2	1	3
LOS ANGELES	12	1	3	4
MINNESOTA	14	3	6	9
MONTREAL	3	0	0	0
NASHVILLE	23	9	2	11
NEW JERSEY	4	1	2	3
N.Y. ISLANDERS	2	1	1	2
N.Y. RANGERS	3	1	1	2
OTTAWA	3	0	2	2
PHILADELPHIA	2	0	1	1
PHOENIX	15	4	3	7
PITTSBURGH	2	0	0	0
SAN JOSE	11	3	0	3
ST. LOUIS	20	5	9	14
TAMPA BAY	3	1	1	2
TORONTO	1	0	0	0
VANCOUVER	13	0	2	2
WASHINGTON	3	0	0	0

## CAREER HIGHLIGHTS

First NHL Game: 3/1/06 vs. NSH

First NHL Goal: 3/1/06 vs. NSH (Mason)

First NHL Assist: 3/31/06 at DET

Most Goals, Game: 3, 11/30/07 vs. PHX

Most Assists, Game: 2 (7x), last – 4/7/10 vs. STL

Most Points, Game: 4 (2x), last – 12/28/08 at MIN (2g, 2a)

Most Penalty Minutes, Game: 15, 4/7/10 vs. STL

Most Shots, Game: 11, 2/6/08 at EDM

Most Time On Ice, Game: 25:38, 25:38

Longest Point Scoring Streak: 4 games (2x), last – 12/29/09-1/3/10 (5g)

Longest Goal Scoring Streak: 2 games (6x), last – 3/2/09-3/3/10 (2g)

Longest Assist Streak: 4 games, 12/29/09-1/3/10 (5a)

Hat Tricks: 1, 11/30/07 vs. PHX (3g)

Multiple-Point Games: 13 (2, 4-point; 1, 3-point; 10, 2-point)

Penalty Shots, Career: 1 (1 goal), 4/11/09 at DET (Conkinn)

Shootout Attempts: 0-4

## CAREER STATISTICS

Year	Team	League	REGULAR SEASON													PLAYOFFS				
			GP	G	A	PTS	PIM	+/-	PP	SH	GW	S	ATOI	GP	G	A	PTS	PIM		
2001-02	Chicago	MAHL	52	32	30	62	40	-	-	-	-	-	-	-	-	-	-	-	-	-
	Brandon	WHL	3	0	0	0	0	-	-	-	-	-	-	-	-	-	-	-	-	-
2002-03	Brandon	WHL	8	1	1	2	4	-	-	-	-	-	-	-	-	-	-	-	-	-
	Prince George	WHL	48	9	28	37	74	-	-	-	-	-	-	-	-	5	1	3	4	12
2003-04	Prince George	WHL	66	16	29	45	137	-	-	-	-	-	-	-	-	-	-	-	-	-
2004-05	Prince George	WHL	64	22	36	58	184	-	-	-	-	-	-	-	-	-	-	-	-	-
2005-06	Chicago	NHL	25	3	2	5	24	-6	0	0	1	45	17:19	-	-	-	-	-	-	-
	Norfolk	AHL	53	8	15	23	75	-	-	-	-	-	-	4	1	2	3	4	-	-
2006-07	Chicago	NHL	9	1	2	3	10	-2	0	0	0	18	17:18	-	-	-	-	-	-	-
	Norfolk	AHL	63	16	28	44	146	-	-	-	-	-	-	6	0	2	2	18	-	-
2007-08	Chicago	NHL	67	19	17	36	59	-7	7	0	4	163	17:01	-	-	-	-	-	-	-
	Rockford	AHL	8	2	5	7	25	-	-	-	-	-	-	-	-	-	-	-	-	-
2008-09	Chicago	NHL	77	15	16	31	81	7	3	0	4	202	14:52	17	3	6	9	26	-	-
2009-10	Chicago	NHL	82	17	17	34	94	-7	6	0	3	211	16:25	22	11	5	16	20	-	-
NHL Totals (5 seasons)			260	55	54	109	268	-7	16	0	12	639	16:14	39	14	11	25	46	-	-



# NIGEL DAWES

LEFT WING

HEIGHT: 5-9

WEIGHT: 200

SHOOTS: LEFT

BORN: FEBRUARY 9, 1985

WINNIPEG, MANITOBA

# 15

**2009-10 SEASON:** Recorded 32 points (14g, 18a) in 66 games with the Calgary Flames ... Scored a career-high four power play goals ... Tied for fourth on the team in goals, ranked sixth in points and tied for seventh in assists ... Earned one assist in the season-opening game on 10/1 vs. VAN ... Scored a season-high two goals on 10/24 vs. EDM ... Earned four assists over a two-game point streak from 11/5-11/7, including a career-high three points/assists on 11/7 vs. NYR ... Scored his first game-winning goal of the year on 11/25 vs. PHX ... Scored goals in four straight games from 11/25-11/30 ... Scored his second game-winning goal of the year on 12/17 vs. LA ... Earned assist in back-to-back games from 1/5-1/6 ... Recorded five points (3g, 2a) over a seven-game stretch from 2/13-3/25.

**PROFESSIONAL CAREER:** Registered 83 points (39g, 44a) in 199 career NHL games with the NY Rangers, Phoenix Coyotes and Calgary Flames ... Posted 161 points (76g, 85a) in 166 American Hockey League games with the Hartford Wolf Pack from 2003 to 2008 ... **2008-09:** Split the season between NY Rangers and Phoenix ... Began the season in New York and earned 19 points (10g, 9a) in 52 games with the Rangers ... Scored his first goal of the year on 10/18 at DET ... Tallied points in back-to-back games (1g, 1a) from 11/12-11/15 ... Scored his first game-winning goal of the season on 12/16 at ANA ... Registered a three-game point streak from 12/23-12/29, earning four points (2g, 2a) during that stretch ... Tallied a season-high two assists on 12/23 vs. WSH ... Matched his season-high with two points (1g, 1a) including the game-winning tally on 1/5 vs. PIT ... Scored his fourth game-winning goal of the season on 1/13 vs. NYI ... Scored goals in back-to-back games (2g) from 2/18-2/21 ... Acquired by Phoenix on 3/4 ... Recorded two assists in 12 games with the Coyotes ... Made his Coyotes debut 3/5 at BOS, earning one assist in that game ... Collected his second assist in a Coyotes uniform on 3/26 vs. EDM ... **2007-08:** Appeared in 61 games with the Rangers, posting 29 points (14g, 20a) ... Added 34 points (20g, 14a) in 20 AHL games with Hartford ... Started the season with Hartford, earning five points (1g, 4a) over his first three games ... Re-called by the Rangers and made his season debut with the team on 10/18 at ATL ... Scored two goals, including the game-winner on 10/25 vs. NJ ... Returned to the Wolf Pack on 11/20 ... Tallied four points (2g, 2a) on 11/23 at Bridgeport ... Recorded points in four straight games from 11/23-12/1, posting 11 points (5g, 6a) during that streak ... Collected 12 points (3g, 9a) during a five-game point streak from 12/7-12/28, including a season-high six points (2g, 4a) on 12/8 at Worcester ... Recorded four points (3g, 1a) over his final two AHL games of the season from 1/4-1/5 ... Re-called by the Rangers on 1/8 and spent the remainder of the season in the NHL ... Matched his season-high with two points (1g, 1a) on 1/12 vs. MTL ... Scored goals in back-to-back games from 2/23-2/24 and added two assists on 2/28 for a three-game point streak ... Tied his season-high with two assists on 3/6 at NYI ... Earned points in each of the final two regular season contests from 4/4-4/6 ... Appeared in 10 Stanley Cup Playoff games, posting four points (2g, 2a) ... Scored one goal in Game One of the Eastern Conference Quarterfinals on 4/9 at NJ ... Tallied assists in back-to-back games from 4/18-4/25 ... Scored his second goal of the post-season on 5/4 at PIT ... **2006-07:** Recorded 60

points (27g, 33a) in 65 AHL games with the Wolf Pack ... Made his NHL debut, scoring one goal in eight games ... Began the season with the Rangers and appeared in his first career NHL game on 10/5 vs. WSH ... Scored his first NHL goal on 10/21 vs. FLA ... Assigned to Hartford on 11/13 ... Tallied five assists during a three-game assist streak from 11/19-11/24 ... Scored two goals on 12/15 vs. Worcester ... Earned a four-game point streak from 12/29-1/3, posting four points (3g, 1a) during that stretch ... Registered three points (2g, 1a) on 1/6 at Springfield ... Tallied five points (3g, 3a) during a three-game point streak from 1/14-1/19 ... Recorded a five-game point streak from 2/17-2/25, earning 10 points (4g, 6a) in those games ... Posted a season-high seven-game point streak from 3/24-4/4, collecting 12 points (8g, 4a) during that span ... Tallied a season-high four points (3g, 1a), including his first hat trick of the season, on 3/30 at Bridgeport ... Recorded six points (2g, 4a) over the final four games of the regular season from 4/7-4/15 ... Appeared in seven Calder Cup Playoff games, earning 11 points (5g, 6a) ... Collected a playoff-high five points (2g, 3a) in the first post-season game on 4/18 vs. Providence ... Recorded points in three-straight games from 4/18-4/21, posting eight points (3g, 5a) during those games ... **2005-06:** Recorded 67 points (35g, 32a) in 77 games with Hartford during his first professional season ... Tallied his first professional points (1g, 1a) on 10/22 at Hershey ... Scored four points (2g, 2a) on 11/23 vs. Albany ... Posted a five-game point streak from 12/14-12/23, earning five points (2g, 3a) during those games ... Earned eight points (6g, 2a) during a four-game point streak from 1/11-1/18, including three straight two-goal efforts ... Registered a season-high seven-game point streak from 2/24-3/8, tallying nine points (5g, 4a) during that stretch ... Recorded a season-high five points (1g, 4a) on 3/31 at Springfield ... Appeared in 13 post-season games, earning 12 points (6g, 6a) ... Made his AHL playoff debut on 4/18 vs. Manchester ... Scored his first playoff goal on 4/19 vs. Manchester ... Tallied a post-season high four points (2g, 2a) on 4/23 at Manchester ... Earned points in five consecutive games from 4/19-4/23, recording eight points (4g, 4a) during that stretch.

**AMATEUR CAREER:** Recorded 272 points (159g, 113a) in 245 career Western Hockey League games with Kootenay from 2001 to 2005 ... Added 45 points (19g, 26a) in 49 WHL post-season games ... Was named to the WHL West First All-Star Team following the 2003-04 and 2004-05 seasons.

**INTERNATIONAL CAREER:** Represented Canada at the 2004 and 2005 World Junior Championships, helping his team capture a silver and gold medal respectively.

**PERSONAL:** Lists his first NHL goal as his favorite hockey memory ... Was a fan of Joe Sakic and the Colorado Avalanche as a child ... Talent he'd most like to have is being able to play the guitar ... Enjoys golf during his spare time.

**CAREER TRANSACTIONS:** Selected by the NY Rangers in the fifth round, 149th overall, of the 2003 NHL Entry Draft ... Acquired by Phoenix from the NY Rangers with Dmitri Kalinin and Petr Prucha for Derek Morris on March 3, 2004 ... Claimed off waivers by Calgary from Phoenix on July 16, 2009 ... Signed by the Thrashers as a free agent on Sept. 8, 2010.



## CAREER VS NHL

TEAM	GP	G	A	PTS
ANAHEIM	9	2	1	3
ATLANTA	6	1	1	2
BOSTON	8	1	2	3
BUFFALO	8	2	4	6
CALGARY	-	-	-	-
CAROLINA	4	0	2	2
CHICAGO	6	0	0	0
COLORADO	9	1	2	3
COLUMBUS	5	1	0	1
DALLAS	4	0	1	1
DETROIT	5	2	1	3
EDMONTON	6	3	2	5
FLORIDA	5	1	0	1
LOS ANGELES	6	1	2	3
MINNESOTA	5	1	2	3
MONTREAL	7	2	3	5
NASHVILLE	6	1	1	2
NEW JERSEY	13	5	2	7
N.Y. ISLANDERS	13	6	2	8
N.Y. RANGERS	1	0	3	3
OTTAWA	4	0	0	0
PHILADELPHIA	11	3	1	4
PHOENIX	4	1	0	1
PITTSBURGH	13	1	3	4
SAN JOSE	7	1	1	2
ST. LOUIS	4	0	1	1
TAMPA BAY	6	1	0	1
TORONTO	9	1	2	3
VANCOUVER	7	1	2	3
WASHINGTON	8	0	3	3

## CAREER HIGHLIGHTS

First NHL Game: 10/5/06 vs. WSH

First NHL Goal: 10/21/06 at TOR (Raycroft)

First NHL Assist: 11/8/07 vs. PIT

Most Goals, Game: 2 (2x), last – 10/24/09 vs. EDM

Most Assists, Game: 3, 11/7/09 vs. NYR

Most Points, Game: 3, 11/7/09 vs. NYR (3a)

Most Penalty Minutes, Game: 5, 12/29/08 vs. NYI

Most Shots, Game: 7, 2/21/09 at BUF

Most Time On Ice, Game: 19:46, 10/6/09 vs. MTL

Longest Point Scoring Streak: 4 games, 11/25/09-11/30/09 (4g)

Longest Goal Scoring Streak: 4 games, 11/25/09-11/30/09 (4g)

Longest Assist Streak: 2 (7x), last – 2/13/10-3/15/10 (2a)

Hat Tricks: None

Multiple-Point Games: 9, (1, 3-point; 8, 2-point)

Penalty Shots, Career: None

Shootout Attempts: 0-1

## CAREER STATISTICS

Year	Team	League	REGULAR SEASON													PLAYOFFS						
			GP	G	A	PTS	PIM	+/-	PP	SH	GW	S	ATOI	GP	G	A	PTS	PIM				
2000-01	Wpg. Warriors	MMHL	36	55	41	96	74	-	-	-	-	-	-	-	-	-	-	-	-	-	-	-
2001-02	Kootenay	WHL	54	15	19	34	14	-	-	-	-	-	-	-	-	-	22	9	6	15	8	
2002-03	Kootenay	WHL	72	47	45	92	54	-	-	-	-	-	-	-	-	-	11	4	8	12	6	
2003-04	Kootenay	WHL	56	47	23	70	31	-	-	-	-	-	-	-	-	-	4	1	2	3	10	
	Hartford	AHL	4	0	0	0	0	-	-	-	-	-	-	-	-	-	-	-	-	-	-	-
2004-05	Kootenay	WHL	63	50	26	76	30	-	-	-	-	-	-	-	-	-	12	5	10	15	5	
2005-06	Hartford	AHL	77	35	31	66	21	-	-	-	-	-	-	-	-	-	13	6	6	12	9	
2006-07	NY Rangers	NHL	8	1	0	1	0	-4	0	0	0	0	7	6:44	-	1	0	0	0	0	0	0
	Hartford	AHL	65	27	33	60	29	-	-	-	-	-	-	-	-	-	7	5	6	11	9	
2007-08	NY Rangers	NHL	61	14	15	29	10	11	3	0	4	121	12:59	-	10	2	2	4	0	0	0	0
	Hartford	AHL	20	14	20	34	2	-	-	-	-	-	-	-	-	-	-	-	-	-	-	-
2008-09	NY Rangers	NHL	52	10	9	19	15	-2	3	0	4	96	13:02	-	-	-	-	-	-	-	-	-
	Phoenix	NHL	12	0	2	2	0	-4	0	0	0	0	19	14:09	-	-	-	-	-	-	-	-
2009-10	Calgary	NHL	66	14	18	32	18	1	4	0	2	96	14:32	-	-	-	-	-	-	-	-	-
NHL Totals (4 seasons)			199	39	44	83	43	2	10	0	10	339	13:20	-	11	2	2	4	0	0	0	0



# BEN EAGER

LEFT WING

HEIGHT: 6-2

WEIGHT: 240

SHOOTS: LEFT

BORN: JANUARY 22, 1984

OTTAWA, ONTARIO

# 21

**2009-10 SEASON:** Recorded 16 points (7g, 9a) in 60 games with the Chicago Blackhawks ... Led the team with 120 penalty minutes ... Collected points in back-to-back games (1g, 1a) from 11/19-11/21 ... Posted a three-game point streak (1g, 2a) from 12/29-1/2, including his first game-winning goal of the season on 12/31 vs. NJ ... Earned a season-high two assists on 1/7 at BOS ... Tallied his second game-winner of the year on 1/21 at CGY ... Collected a career-high three points (1g, 2a) on 3/31 at MIN ... Appeared in 18 post-season games for Chicago en route to the Stanley Cup Championship ... Tallied three points (1g, 2a) ... Earned his first post-season point (1a) in Game Two of the Western Conference Finals on 5/23 vs. SJ ... Scored his first playoff goal, the game-winner, in Game Two of the Stanley Cup Finals on 5/31 vs. PHI.

**PROFESSIONAL CAREER:** Earned 52 points (27g, 25a) and 621 penalty minutes in 255 NHL games with the Philadelphia Flyers and Chicago Blackhawks ... Added five points (2g, 3a) in 37 Stanley Cup Playoff games and won the 2010 Stanley Cup with Chicago ... Appeared in 123 American Hockey League games with the Philadelphia Phantoms from 2003 to 2007, posting 35 points (13g, 22a) ... Earned three points (1g, 2a) in 19 AHL post-season games, while winning the 2005 Calder Cup Championship ... **2008-09:** Tallied 15 points (11g, 4a) in 75 games with the Blackhawks ... Set career-highs in goals, points and games played ... Led the team and ranked 13th in the NHL with 161 penalty minutes ... Missed the first three games of the season due to suspension ... Tallied three points (2g, 1a) over a two-game span from 11/20-11/22, including a season-high two points (1g, 1a) on 11/20 at DAL ... Scored a season-high two goals on 12/7 vs. PHX ... Tied his season-high with two goals on 2/19 at FLA ... Missed three games from 3/22-3/27 due to suspension ... Added two points (1g, 1a) in 17 Stanley Cup Playoff games ... Tallied his first career Stanley Cup Playoff point (1a) in Game One of the Western Conference Semifinals on 4/30 vs. VAN ... Scored his first career post-season goal, the game-winning tally, in Game Two of the Western Conference Semis on 5/2 vs. VAN ... **2007-08:** Earned two assists in 32 NHL games with Philadelphia and Chicago ... Appeared in 23 games with the Flyers, including the 100th of his career on 11/10 vs. PIT ... Traded to Chicago on 12/18 ... Tallied both of his assists in nine games with the Blackhawks ... Had shoulder surgery on 3/24 and missed the remainder of the season ... **2006-07:** Earned 11 points (6g, 5a) in 63 games with the Flyers and also appeared in three

AHL games with the Philadelphia Phantoms ... Led the NHL with 233 penalty minutes ... Won the Pelle Lindbergh Trophy as the Flyers' Most Improved Player ... **2005-06:** Made his NHL debut, tallying eight points (3g, 5a) in 25 games with the Flyers ... Appeared in two Stanley Cup Playoff games ... Tallied 18 points (6g, 12a) and a career-high 251 penalty minutes in 49 AHL games with the Phantoms ... **2004-05:** Earned 17 points (7g, 10a) and 232 penalty minutes in 66 AHL games with the Phantoms during his first full professional season ... Collected two points (1g, 1a) in 16 post-season games, while capturing the 2005 Calder Cup Championship ... **2003-04:** Made his professional debut with the Phantoms at the conclusion of his junior hockey career ... Appeared in five regular season games and three Calder Cup Playoff contests.

**AMATEUR CAREER:** Recorded 139 points (59g, 80a) and 795 penalty minutes in 243 career Ontario Hockey League games with the Oshawa Generals from 2000 to 2004 ... **2003-04:** Earned a career-high 52 points (25g, 27a) in 61 games with the Generals ... Set career-highs in goals and assists ... Added five points (2g, 3a) in seven OHL post-season outings ... **2002-03:** Tallied 40 points (16g, 24a) and 216 penalty minutes in 63 games with Oshawa ... **2001-02:** Earned 37 points (14g, 23a) and an OHL career-high 255 penalty minutes in 63 games with the Generals ... **2000-01:** Made his OHL debut, posting 10 points (4g, 6a) and 120 penalty minutes in 61 games.

**INTERNATIONAL CAREER:** Represented Canada at the World Under-18 Championships twice (2001, 2002).

**PERSONAL:** Was a fan of Mario Lemieux and the Pittsburgh Penguins growing up ... Enjoys playing golf in his spare time ... Lists winning the Stanley Cup as his favorite hockey memory.

**CAREER TRANSACTIONS:** Selected by Phoenix in the first round, 23rd overall, of the 2002 NHL Entry Draft ... Acquired by Philadelphia from Phoenix with Sean Burke and Branko Radivojevic for Mike Comrie on Feb. 9, 2004 ... Acquired by Chicago from Philadelphia for Jim Vandermeer on Dec. 18, 2007 ... Acquired by the Thrashers from Chicago with Dustin Byfuglien, Brent Sopel and Akim Aliu for Marty Reasoner, Jeremy Morin, Joey Crabb, a first-round choice in the 2010 Entry Draft (Kevin Hayes) and a second-round selection in the 2010 Entry Draft (Justin Holl) on June 24, 2010.

## CAREER VS NHL

TEAM	GP	G	A	PTS
ANAHEIM	10	0	1	1
ATLANTA	6	0	0	0
BOSTON	8	0	3	3
BUFFALO	6	0	2	2
CALGARY	9	2	1	3
CAROLINA	9	0	1	1
CHICAGO	2	1	0	1
COLORADO	7	0	1	1
COLUMBUS	13	1	1	2
DALLAS	7	1	2	3
DETROIT	11	3	0	3
EDMONTON	9	1	1	2
FLORIDA	8	4	0	4
LOS ANGELES	8	0	0	0
MINNESOTA	9	1	2	3
MONTREAL	6	0	0	0
NASHVILLE	11	0	2	2
NEW JERSEY	12	2	1	3
N.Y. ISLANDERS	11	1	0	1
N.Y. RANGERS	11	2	0	2
OTTAWA	9	1	1	2
PHILADELPHIA	2	0	0	0
PHOENIX	7	3	0	3
PITTSBURGH	12	0	0	0
SAN JOSE	8	0	0	0
ST. LOUIS	13	1	3	4
TAMPA BAY	8	1	0	1
TORONTO	5	2	1	3
VANCOUVER	10	0	2	2
WASHINGTON	8	0	0	0

## CAREER HIGHLIGHTS

First NHL Game: 11/30/05 vs. NJ

First NHL Goal: 12/26/05 at FLA (Luongo)

First NHL Assist: 11/30/05 vs. NJ

Most Goals, Game: 2 (4x), last – 2/19/09 at FLA

Most Assists, Game: 2 (3x), last – 3/31/10 at MIN

Most Points, Game: 3, 3/31/10 at MIN (1g, 2a)

Most Penalty Minutes, Game: 26, 4/7/10 vs. NYI

Most Shots, Game: 5 (2x), last – 3/31/07 vs. NYR

Most Time On Ice, Game: 15:18, 3/21/07 at NYR

Longest Point Scoring Streak: 3 games, 12/29/09-1/2/10 (1g, 2a)

Longest Goal Scoring Streak: 2 games, 11/20/08-11/22/08 (2g)

Longest Assist Streak: None

Hat Tricks: None

Multiple-Point Games: 8 (1, 3-point; 7, 2-point)

Penalty Shots, Career: None

Shootout Attempts: None

## CAREER STATISTICS

Year	Team	League	REGULAR SEASON													PLAYOFFS					
			GP	G	A	PTS	PIM	+/-	PP	SH	GW	S	ATOI	GP	G	A	PTS	PIM			
1999-00	Ott. Jr. Senators	CJHL	50	8	11	19	119	-	-	-	-	-	-	-	-	-	-	-	-	-	
2000-01	Oshawa	OHL	61	4	6	10	120	-	-	-	-	-	-	-	-	-	-	-	-	-	
2001-02	Oshawa	OHL	63	14	23	37	255	-	-	-	-	-	-	-	-	-	5	0	1	1	13
2002-03	Oshawa	OHL	58	16	24	40	216	-	-	-	-	-	-	-	-	-	8	0	4	4	8
2003-04	Oshawa	OHL	61	25	27	52	204	-	-	-	-	-	-	-	-	-	7	2	3	5	31
	Philadelphia	AHL	5	0	0	0	0	-	-	-	-	-	-	-	-	-	3	0	1	1	8
2004-05	Philadelphia	AHL	66	7	10	27	232	-	-	-	-	-	-	-	-	-	16	1	1	2	71
2005-06	Philadelphia	NHL	25	3	5	8	18	0	0	0	0	21	7:23	-	-	-	2	0	0	0	26
	Philadelphia	AHL	49	6	12	18	256	-	-	-	-	-	-	-	-	-	-	-	-	-	-
2006-07	Philadelphia	NHL	63	6	5	11	233	-13	0	0	0	48	8:14	-	-	-	-	-	-	-	-
	Philadelphia	AHL	3	0	0	0	21	-	-	-	-	-	-	-	-	-	-	-	-	-	-
2007-08	Philadelphia	NHL	23	0	0	0	62	-8	0	0	0	11	5:29	-	-	-	-	-	-	-	-
	Chicago	NHL	9	0	2	2	27	-1	0	0	0	5	6:37	-	-	-	-	-	-	-	-
2008-09	Chicago	NHL	75	11	4	15	161	1	0	0	0	80	8:31	17	1	1	1	2	61		
2009-10	Chicago	NHL	60	7	9	16	120	9	0	0	2	68	8:19	18	1	2	3	20			
NHL Totals (5 seasons)			255	27	25	52	621	-12	0	0	2	233	7:57	37	2	3	5	107			



# TOBIAS ENSTROM

# 39

## DEFENSE

HEIGHT: 5-10

SHOOTS: LEFT

WEIGHT: 180

BORN: NOVEMBER 5, 1984

NORDINGRA, SWEDEN

**2009-10 SEASON:** Tallied a career-high 50 points (6g, 44a) in 82 games for the Thrashers ... Set career-highs in goals, assists and shots (109) ... Set a new franchise record for most assists by a defenseman in a single season ... Tied for sixth among league defensemen in points and ranked fourth in assists ... Led the team in power play assists (17) and tied for second in power play points (19) ... Has not missed a single game in his three NHL seasons, appearing in 246 consecutive contests and ranking second on the Thrashers all-time list for consecutive games played ... Earned four points (2g, 2a) during a three-game point streak from 11/5-11/8 ... Matched his career-high with five shots on goal on 11/5 vs. CBJ ... Tied his career-high for points/assists (3a) and established a season-high plus-four rating on 11/27 at CAR ... Set a career-high six-game point/assist streak from 12/12-12/21, collecting nine assists during that stretch ... Appeared in his 200th career game on 12/23 at BOS ... Earned his 100th career point on 12/28 at NJ ... Matched his career-high for points/assists (3a) for the second time this season on 1/2 at NYI ... Collected points in four straight games from 1/9-1/16, recording four points (1g, 3a) in that span ... Tallied five assists during a four-game point streak from 3/14-3/20 ... Tallied his 100th career assist on 3/18 vs. BUF ... Earned two assists and a plus-three rating in four games for Sweden at the 2010 Winter Olympics.

**PROFESSIONAL CAREER:** Has appeared in 246 consecutive games for the Thrashers, not having missed a game since joining the team prior to the 2007-08 season, recording 120 points (16g, 104a) ... Is the Thrashers all-time leader in points by a defenseman (120) and assists by a defenseman (104) ... **2008-09:** Recorded 32 points (5g, 27a) in 82 games for the Thrashers ... Led the team with a career-high plus-14 rating and 23:31 of average ice time per game ... Ranked second among team defensemen in points and assists ... Recorded one assist in the Thrashers season-opening game on 10/10 vs. WSH ... Tied his career-high with three points (1g, 2a) on 11/6 vs. NYI ... Earned five points (1g, 4a) during a three-game point streak from 11/2-11/7 ... Established a season-high plus-three rating on 12/6 at NYI ... Matched his season-high with a plus-three rating on 1/8 at NJ ... Took a career-high five shots on 2/11 vs. CHI ... Scored the first shorthanded goal of his career and added a shorthanded assist on 2/24 vs. COL ... Recorded a three-game point streak from 3/12-3/16, earning five points (1g, 4a) during that stretch ... Tied a season-high with two assists on 3/21 at TB ... Tied his career-high with three points (1g, 2a) on 3/28 vs. OTT ... Tallied an assist in three straight games from 4/7-4/11 ... Finished the season with 20 points (4g, 16a) in his final 22 games ... **2007-08:** One of three Thrashers (Holik and Kozlov) to appear in all 82 games, recording 38 points (5g, 33a) ... Set a new franchise record for the most assists by a defenseman and tied the team record for most points by a defenseman ... Led the Thrashers and all NHL rookies, and established a new franchise rookie record with 24:28 of ice time per game ... Ranked first in the NHL in power play ice time per game with 5:44 ... Tied for third on the team in assists and ranked fifth in points ... Led all NHL rookie defensemen in points and assists ... Ranked second among Eastern Conference rookies in assists and ranked third among Eastern Conference rookies in points ... Tied for the league lead among rookies with 22 power play assists and tied for fourth among first-year players with four power play goals ...

Led the Thrashers in power play assists and was second with 26 power play points ... Earned his first-career point (1a) on 10/6 at TB ... Scored his first-career NHL goal on 10/23 at TOR ... Posted a season-high four-game point/assist streak from 11/13-11/21 with six assists in those games ... Earned four multiple-point games, including a season-high three assist outing on 11/21 at WSH ... Appeared in the 2008 NHL YoungStars Event on 1/26 ... Recorded an assist in three consecutive games from 2/7-2/13 ... Skated in a career-high 33:39 of ice time on 3/7 vs. MIN.

**EUROPEAN CAREER:** Played eight seasons with the MoDo organization, beginning with the club's Under-18 team in 1999-00 ... Tallied 64 points (17g, 47a) and 146 penalty minutes in 226 games over five seasons in the Swedish Elite League ... **2006-07:** Tied for eighth among Swedish Elite League defensemen, led his team's defensemen and was tied for fourth overall on his team with 28 points (7g, 21a) in a career-best 55 games with MoDo ... Led MoDo to the Swedish Elite League title with 12 points (1g, 11a) in 20 post-season contests ... Set career-highs in goals (7), assists (21) and points (28) ... Tied for sixth among league defensemen and led team defensemen in assists ... Led MoDo defensemen in goals ... Tied for third on MoDo with five power play goals ... Ranked second among team defensemen with a plus-four rating ... **2005-06:** Ranked third among MoDo defensemen with four goals and 11 points in 47 games ... Fourth among team defensemen with seven assists ... Ranked third on the team with a plus-13 rating ... **2004-05:** Registered 14 points (4g, 10a) in 49 games for MoDo ... Held scoreless in two post-season contests ... Led team defensemen in assists and was tied for the lead in points ... Ranked second among MoDo defensemen in goals ... Set career highs in goals, assists and points ... Ranked second on his team with a plus-12 rating ... Tied for second on the team in games played ... **2003-04:** Registered five points (1g, 4a) and six penalty minutes in 33 games with MoDo ... Ranked sixth among team defensemen in points ... **2002-03:** Recorded six points (1g, 5a) in 42 games with MoDo during his first Swedish Elite League season ... Tallied one assist in six playoff games for MoDo ... Named the Swedish Elite League Rookie of the Year.

**INTERNATIONAL CAREER:** Has represented Sweden in international competition six times ... Played in four games during the 2010 Winter Olympics in Vancouver, tallying two assists and a plus-three rating ... Appeared in two games with Sweden during the 2009 IIHF World Championships before suffering an injury ... Helped Sweden to a fourth-place finish with a 6-3-0 record at the 2007 World Championships in Moscow ... Recorded two assists in nine games ... Member of the Swedish team at the 2004 World Junior Championships in Finland and tallied two assists in six games ... Played for Sweden at the 2003 World Junior Championships ... Member of the Swedish team at the 2002 Under-18 World Championships.

**PERSONAL:** Enjoys playing tennis in his spare time ... His favorite hockey memory is winning the Swedish Elite League title with MoDo in 2006-07 ... Enjoys listening to rap and hip-hop.

**CAREER TRANSACTIONS:** Selected by the Thrashers in the eighth round, 239th overall, of the 2003 NHL Entry Draft.

## CAREER VS NHL

TEAM	GP	G	A	PTS
ANAHEIM	2	0	1	1
ATLANTA	-	-	-	-
BOSTON	12	0	5	5
BUFFALO	12	1	8	9
CALGARY	3	1	0	1
CAROLINA	20	0	8	8
CHICAGO	3	1	1	2
COLORADO	4	1	1	2
COLUMBUS	4	1	1	2
DALLAS	2	0	1	1
DETROIT	4	0	3	3
EDMONTON	3	0	2	2
FLORIDA	20	0	11	11
LOS ANGELES	2	0	2	2
MINNESOTA	3	0	1	1
MONTREAL	12	0	4	4
NASHVILLE	5	0	1	1
NEW JERSEY	12	0	5	5
N.Y. ISLANDERS	12	1	8	9
N.Y. RANGERS	12	0	4	4
OTTAWA	12	2	7	9
PHILADELPHIA	12	0	2	2
PHOENIX	2	0	1	1
PITTSBURGH	12	0	3	3
SAN JOSE	2	0	0	0
ST. LOUIS	4	1	3	4
TAMPA BAY	20	2	9	11
TORONTO	12	2	0	2
VANCOUVER	3	0	1	1
WASHINGTON	20	3	11	14

## CAREER HIGHLIGHTS

**First NHL Game:** 10/5/07 vs. WSH  
**First NHL Goal:** 10/23/07 at TOR (Toskala)  
**First NHL Assist:** 10/6/07 at TB  
**Most Goals, Game:** 1 (16x), last – 2/13/10 at CHI  
**Most Assists, Game:** 3 (3x), last – 1/2/10 at NYI  
**Most Points, Game:** 3 (5x), last – 1/2/10 at NYI (3a)  
**Most Penalty Minutes, Game:** 4 (3x), last – 4/3/09 at FLA  
**Most Shots, Game:** 5 (2x), last – 11/5/09 vs. CBJ  
**Most Time On Ice, Game:** 33:39, 3/7/08 vs. MIN  
**Longest Point Scoring Streak:** 6 games, 12/12/09-12/21/09 (9a)  
**Longest Goal Scoring Streak:** None  
**Longest Assist Streak:** 6 games, 12/12/09-12/21/09 (9a)  
**Hat Tricks:** None  
**Multiple-Point Games:** 21 (5, 3-point; 16, 2-point)  
**Penalty Shots:** None  
**Shootout Attempts:** 0-1

## CAREER STATISTICS

Year	Team	League	REGULAR SEASON													PLAYOFFS					
			GP	G	A	PTS	PIM	+/-	PP	SH	GW	S	ATOI	GP	G	A	PTS	PIM			
1999-00	MoDo	Sweden U-18	3	0	0	0	0	-	-	-	-	-	-	-	-	-	-	-	-	-	
2000-01	MoDo	Sweden U-18	16	7	6	13	18	-	-	-	-	-	-	-	-	-	-	-	-	-	
	MoDo	Sweden Jr.	1	0	0	0	0	-	-	-	-	-	-	-	-	-	-	-	-	-	
2001-02	MoDo	Sweden Jr.	21	1	7	8	10	-	-	-	-	-	-	-	-	-	2	1	1	2	2
2002-03	MoDo	Sweden Jr.	7	4	6	10	31	-	-	-	-	-	-	-	-	-	-	-	-	-	-
	MoDo	Sweden	42	1	5	6	16	-	-	-	-	-	-	-	-	-	6	0	1	1	4
2003-04	MoDo	Sweden	33	1	4	5	6	-	-	-	-	-	-	-	-	-	6	1	1	2	2
2004-05	MoDo	Sweden	49	4	10	14	24	-	-	-	-	-	-	-	-	-	2	0	0	0	0
2005-06	MoDo	Sweden	47	4	7	11	48	-	-	-	-	-	-	-	-	-	4	0	1	1	25
2006-07	MoDo	Sweden	55	7	21	28	52	-	-	-	-	-	-	-	-	-	20	1	11	12	37
2007-08	ATLANTA	NHL	82	5	33	38	42	-5	4	0	0	105	24:28	-	-	-	-	-	-	-	
2008-09	ATLANTA	NHL	82	5	27	32	52	14	2	1	1	86	23:31	-	-	-	-	-	-	-	
2009-10	ATLANTA	NHL	82	6	44	50	30	-5	2	0	0	109	22:16	-	-	-	-	-	-	-	
NHL/Thrashers Totals (3 seasons)			246	16	104	120	124	4	8	1	1	300	23:25	-	-	-	-	-	-	-	



# RON HAINSEY

**DEFENSE**

**HEIGHT: 6-3**

**WEIGHT: 210**

**SHOOTS: LEFT**

**BORN: MARCH 24, 1981**

**BOLTON, CONNECTICUT**

**6**

**2009-10 SEASON:** Tallied 26 points (5g, 21a) in 80 games ... Ranked third among Thrashers defensemen in points and assists ... Led the team with 148 blocked shots ... Earned the 100th assist of his career on 10/29 vs. WSH ... Missed two games with a lower body injury from 10/31-11/3 ... Tallied points in five straight games (1g, 4a) from 10/24-11/8 ... Collected points in three straight games (1g, 2a) from 12/17-12/21 ... Earned a season-high plus-four rating on 1/12 vs. OTT ... Earned a plus-four rating over a two-game span from 3/2-3/4, while earning one assist in each of those games ... Appeared in his 400th career NHL game on 3/12 vs. NYR ... Earned eight points (2g, 6a) over an eight-game stretch from 3/12-3/25, including tying his career-high with three points and two assists on 3/21 at PHI ... Took a season-high five shots on goal twice: 3/14 vs. PHX and 3/21 at PHI ... Skated in a career-high 30:19 of ice time on 4/3 at PIT.

**PROFESSIONAL CAREER:** Recorded 150 points (31g, 119a) in 406 NHL games with Montreal, Columbus and Atlanta ... Tallied 116 points (29g, 87a), a plus-12 rating and 151 penalty minutes in 244 American Hockey League games with Quebec and Hamilton ... **2008-09:** Earned a career-high 39 points (6g, 33a) in 81 games during his first season with the Thrashers ... Led team defensemen in points and assists, and ranked second in goals ... Recorded two points (1g, 1a) and led the team with 23:53 of ice time in his Atlanta debut on 10/10 vs. WSH ... Earned points in his first three games with the Thrashers from 10/10-10/14, collecting four points (1g, 3a) in those games ... Posted a four-game point/assist streak from 11/7-11/16, recording five points (1g, 4a) ... Scored a career-high two goals and career-high tying three points, including his 100th career point, on 12/2 at MTL ... Tied a season-high and career-high with two assists on 1/16 vs. TOR ... Appeared in his 300th career game on 2/10 at TB ... Matched his career-high, for the second time this season, with two assists on 2/15 at ANA ... Posted five assists during a season-high tying four-game point/assist streak from 2/11-2/19 ... Set a new career-best with his 26th assist on 2/28 vs. CAR ... **2007-08:** Recorded 32 points (8g, 24a) in 78 games with the Columbus Blue Jackets ... Led team defensemen in goals, assists, points and power play goals (8) ... Tied for sixth among NHL defensemen in power play goals ... Ranked fourth on Columbus in assists and points ... Was second on the team in power play goals and average time on ice (22:23) ... Set career-highs in power play goals and shots on goal (161) ... Scored goals in back-to-back games for the first time in his career on 10/5 and 10/6 ... Recorded assists in three-consecutive games from 10/21-10/25 ... Tied his career-high with two assists on 11/18 vs. DET ... Tallied the 50th assist of his NHL career on 11/21 vs. FLA ... Posted a season-high six-game point streak (1g, 6a) from 11/16-11/26 ... Appeared in his 200th NHL game on 12/21 vs. LA ... Earned a four-game point streak from 12/26-12/31, recording five assists during that stretch ... **2006-07:** Set single-season highs in goals (9), assists (25) and points (34) in 80 games with the Blue Jackets ... Led team defensemen in points, was second on the team in power play goals (7) and ranked third in time on ice (22:53) ... His 34 points ranked as the second-highest total by a defenseman in Columbus history ... Collected a career-high three points (1g, 2a) on 12/10 vs. OTT ... Missed two games with an upper-body injury from 1/18-1/19 ... Earned his seventh-career multiple-point game (1g, 1a) on 2/11 vs. CHI

... Tallied a goal and an assist for his eighth multiple-point game on 2/25 vs. NSH ... **2005-06:** Appeared in 22 games with Montreal's AHL affiliate, the Hamilton Bulldogs ... Collected 17 points (3g, 14a) with Hamilton ... Earned his 100th career AHL point (1a) in his first game of the season on 10/14 ... Registered four assists on 10/28 at Syracuse ... Claimed off waivers from Montreal on 11/29 ... Posted 17 points (2g, 15a) and a plus-13 rating in 55 games with Columbus ... Earned his first point with Columbus on 12/1 at STL ... Had his first-career multiple-point game (2a) on 12/26 vs. CHI ... Scored his first goal as a Blue Jacket on 1/27 vs. MIN ... Recorded two assists on 2/8 vs. LA and 3/25 at DET ... **2004-05:** Saw action in 68 games with Hamilton (AHL), recording 23 points (9g, 14a) and 51 penalty minutes ... Appeared in his 200th career AHL game on 2/26 vs. Manitoba ... Moved into first all-time among Bulldog defensemen in power play goals (8) on 3/11 vs. Chicago ... Scored two goals on 4/13 vs. Syracuse ... Tallied two points (1g, 1a) in four Calder Cup Playoff games ... **2003-04:** Appeared in 11 games with Montreal, earning two points (1g, 1a) and four penalty minutes ... Scored his first-career NHL goal on 10/9 vs. OTT (Lalime) ... Earned 31 points (7g, 24a) in 54 games with Hamilton (AHL) ... Ranked second among Bulldog defensemen and third overall with a plus-15 rating ... Posted five assists in 10 post-season contests with the Bulldogs ... **2002-03:** Registered two penalty minutes in 21 games with Montreal ... Made his NHL debut on 10/11 vs. NYR ... Finished the season with Hamilton (AHL), recording 13 points (2g, 11a) in 33 games ... Earned 11 points (1g, 10a) in 23 post-season contests with the Bulldogs ... **2001-02:** Posted 31 points (7g, 24a) in 63 games with Quebec (AHL) ... Played for Planet USA at the AHL All-Star Classic and recorded three assists during the game ... Selected to the AHL All-Rookie Team ... **2000-01:** Made his professional debut, playing in four games with Quebec (AHL), scoring a goal.

**AMATEUR CAREER:** Tallied 47 points (13g, 34a) in 63 career games with UMass-Lowell (Hockey East) ... Earned 45 points (11g, 34a) in 114 games for the United States National Team Development Program ... **2000-01:** Tallied 36 points (10g, 26a) in 33 games with UMass-Lowell ... Led all Hockey East defensemen and was top five in the NCAA in scoring ... Named an NCAA Second Team All-American and Hockey East First All-Star ... **1999-00:** Collected 11 points (3g, 8a) in 30 games as a freshman at UMass-Lowell ... Was selected to the Hockey East All-Rookie Team.

**INTERNATIONAL CAREER:** Has represented the United States at four international tournaments, the 2009 World Championships, the 2001 and 2000 World Junior Championships and the 1999 Under-18 World Junior Championships.

**PERSONAL:** He and his wife, Hayley, live in Connecticut during the off-season ... Was a fan of the Hartford Whalers and Ron Francis growing up ... Lists his first NHL game as his favorite hockey memory ... Enjoys fishing and golfing in his free time.

**CAREER TRANSACTIONS:** Selected by Montreal in the first round, 13th overall, of the 2000 NHL Entry Draft ... Claimed by Columbus off waivers from Montreal on Nov. 29, 2005 ... Signed by the Thrashers as a free agent on July 2, 2008.

## CAREER VS NHL

TEAM	GP	G	A	PTS
ANAHEIM	13	1	7	8
ATLANTA	3	0	1	1
BOSTON	11	0	3	3
BUFFALO	13	0	3	3
CALGARY	13	1	3	4
CAROLINA	15	1	6	7
CHICAGO	24	1	9	10
COLORADO	12	0	2	2
COLUMBUS	4	0	2	2
DALLAS	12	0	1	1
DETROIT	24	5	7	12
EDMONTON	13	1	6	7
FLORIDA	15	0	4	4
LOS ANGELES	11	1	5	6
MINNESOTA	12	2	3	5
MONTREAL	9	2	5	7
NASHVILLE	25	2	3	5
NEW JERSEY	11	1	2	3
N.Y. ISLANDERS	14	0	2	2
N.Y. RANGERS	12	1	2	3
OTTAWA	11	3	5	8
PHILADELPHIA	11	1	5	6
PHOENIX	13	0	4	4
PITTSBURGH	12	0	0	0
SAN JOSE	12	0	4	4
ST. LOUIS	25	4	8	12
TAMPA BAY	15	1	4	5
TORONTO	13	0	5	5
VANCOUVER	14	2	5	7
WASHINGTON	14	1	3	4

## CAREER HIGHLIGHTS

First NHL Game: 10/11/02 at NYR

First NHL Goal: 10/9/03 at OTT (Lalime)

First NHL Assist: 11/11/03 vs. CBJ

Most Goals, Game: 2, 12/2/08 at MTL

Most Assists, Game: 2 (11x), last – 3/21/10 at PHI

Most Points, Game: 3 (3x), last – 3/21/10 at PHI (1g, 2a)

Most Penalty Minutes, Game: 17, 4/7/07 vs. ANA

Most Shots, Game: 6 (3x), last – 1/2/09 vs. VAN

Most Time On Ice, Game: 30:19, 4/3/10 at PIT

Longest Point Scoring Streak: 6 games, 11/16/07-11/26/07 (1g, 6a)

Longest Goal Scoring Streak: 2 games, 10/5/07-10/6/07 (2g)

Longest Assist Streak: 5 games, 11/16/07-11/24/07 (6a)

Hat Tricks: None

Multiple-Point Games: 21 (3, 3-point; 18, 2-point)

Penalty Shots: None

Shootout Attempts: None

## CAREER STATISTICS

Year	Team	League	REGULAR SEASON													PLAYOFFS							
			GP	G	A	PTS	PIM	+/-	PP	SH	GW	S	ATOI	GP	G	A	PTS	PIM					
1997-98	USNTDP	U-17	18	2	7	9	28	-	-	-	-	-	-	-	-	-	-	-	-	-	-	-	
	USNTDP	USHL	3	0	0	0	0	0	-	-	-	-	-	-	-	-	-	-	-	-	-	-	
	USNTDP	NAHL	40	4	7	11	16	-	-	-	-	-	-	-	-	-	5	0	1	1	0	0	
1998-99	USNTDP	USHL	48	5	12	17	45	-	-	-	-	-	-	-	-	-	-	-	-	-	-	-	
1999-00	UMass-Lowell	H-East	30	3	8	11	20	-	-	-	-	-	-	-	-	-	-	-	-	-	-	-	
2000-01	UMass-Lowell	H-East	33	10	26	36	51	-	-	-	-	-	-	-	-	-	-	-	-	-	-	-	
	Quebec	AHL	4	1	0	1	0	-	-	-	-	-	-	-	-	-	1	0	0	0	0	0	
2001-02	Quebec	AHL	63	7	24	31	26	-	-	-	-	-	-	-	-	-	3	0	0	0	0	0	
2002-03	Montreal	NHL	21	0	0	0	2	-1	0	0	0	0	12	12:25	-	-	-	-	-	-	-	-	
	Hamilton	AHL	33	2	11	13	26	-	-	-	-	-	-	-	-	-	23	1	10	11	20	20	
2003-04	Montreal	NHL	11	1	1	2	4	3	0	0	0	0	11	13:15	-	-	-	-	-	-	-	-	
	Hamilton	AHL	54	7	24	31	35	-	-	-	-	-	-	-	-	-	10	0	5	5	6	6	
2004-05	Hamilton	AHL	68	9	14	23	45	-	-	-	-	-	-	-	-	-	4	1	1	2	0	0	
2005-06	Hamilton	AHL	22	3	14	17	19	-	-	-	-	-	-	-	-	-	-	-	-	-	-	-	
	Columbus	NHL	55	2	15	17	43	13	1	0	0	81	17:47	-	-	-	-	-	-	-	-	-	
2006-07	Columbus	NHL	80	9	25	34	69	-19	7	0	0	136	22:53	-	-	-	-	-	-	-	-	-	
2007-08	Columbus	NHL	78	8	24	32	25	-7	8	0	0	161	22:23	-	-	-	-	-	-	-	-	-	
2008-09	ATLANTA	NHL	81	6	33	39	32	-16	4	0	0	148	22:22	-	-	-	-	-	-	-	-	-	
2009-10	ATLANTA	NHL	80	5	21	26	39	-6	0	0	0	121	22:08	-	-	-	-	-	-	-	-	-	
NHL Totals (7 seasons)			406	31	119	150	214	-33	20	0	0	670	21:04	-	-	-	-	-	-	-	-	-	
Thrashers Totals (2 seasons)			161	11	54	65	71	-22	4	0	0	269	22:15	-	-	-	-	-	-	-	-	-	-



# EVANDER KANE

**LEFT WING**

**HEIGHT: 6-2**

**WEIGHT: 195**

**SHOOTS: LEFT**

**BORN: AUGUST 2, 1991**

**VANCOUVER, BRITISH COLUMBIA**

**9**

**2009-10 SEASON:** Recorded 26 points (14g, 12a) in 66 games during his rookie season ... Tied for third on the team with three game-winning goals ... Ranked seventh among league rookies in goals and was tied for 12th in points ... Made his NHL debut and earned his first career point (1a) on 10/3 vs. TB ... Scored his first career goal, the game-winning tally, on 10/8 at STL ... Recorded five points (3g, 2a) over his first eight games from 10/3-10/24 ... Took a season-high six shots on goal on 10/29 vs. WSH ... Earned five points (3g, 2a) over a two-game span from 11/12-11/13, including a season-high three points (2g, 1a) and his first-career shorthanded goal on 11/13 vs. LA ... Collected points in back-to-back games (1g, 1a) on 1/19 and 1/21 ... Tallied three assists over a two-game stretch from 1/26-1/28 ... Recorded three points (2g, 1a) over two games from 2/12-2/13 ... Missed 15 games with a foot injury from 3/7-4/3.

**AMATEUR CAREER:** Recorded 138 points (73g, 65a) in 134 regular-season contests with the Vancouver Giants (WHL) ... Added 18 points (8g, 10a) in 32 WHL post-season games ... **2008-09:** Tallied 96 points (48g, 48a) and a plus-51 rating in 61 games with the Vancouver Giants of the Western Hockey League ... Set career-highs in points, goals, assists, power play goals (23) ... Led the WHL in power play goals, ranked second in goals and game-winning goals (10), and was fourth overall in points ... Was named to the WHL Western Conference First All-Star Team and appeared in the CHL Top Prospects Game ... Began the season with points in 22 consecutive games, posting 38 points (15g, 23a), including a career-high five points (3g, 2a) on 10/10 vs. Kelowna ... Tied his career-high for points and set a new career-high for goals with five points (4g, 1a) on 12/10 vs. Seattle ... Recorded his third hat trick of the season and added one assist on 1/21 at Kelowna ... Recorded a 10-game point streak from 2/7-2/25, earning 17 points (8g, 9a) during that span ... Tallied his fourth hat trick of the season on 2/21 at Kamloops ... Added 15 points (7g, 8a) in 17 WHL post-season games ... Finished third on the Giants in playoff scoring ... Posted a playoff-high two points seven times during the playoffs ... **2007-08:** Posted 41 points (24g, 17a) in a career-high 65 games during his first full-season with the Giants ... Was nominated for the WHL Rookie of the Year Award ... Recorded two assists in his season-debut on 9/21

at Portland ... Scored his first goal of the season on 9/26 at Kelowna and earned his first-career two-goal game the next night vs. Kelowna ... Registered points in three straight games from 12/1-12/7, earning four points (3g, 1a) in that span ... Tallied a season-high three points (2g, 1a) on 12/14 at Chilliwack ... Tied his season-high with three points (2g, 1a) 3/16 vs. Chilliwack ... Added three points (1g, 2a) in 10 WHL post-season contests ... Recorded his first-career playoff point (1a) on 3/26 at Chilliwack and scored his first-career playoff goal on 4/4 at Spokane ... **2006-07:** Scored one goal in eight games with Vancouver after joining the team from the Greater Vancouver Canadians of the BC Hockey Major Midget League ... Made his WHL debut on 12/13 vs. Seattle ... Scored his first-career WHL goal on 3/18 at Chilliwack ... Appeared in five playoff games, en route to winning the 2007 Memorial Cup Championship ... Made his WHL post-season debut on 3/27 at Chilliwack.

**INTERNATIONAL CAREER:** Participated in the 2010 IIHF World Championships, posting four points (2g, 2a) in seven games ... Represented Canada at the 2009 World Junior Championship in Ottawa, Ontario, recording six points (2g, 4a) in six games while helping his team to a Gold Medal ... Helped lead Canada's Under-18 team to the Gold Medal at the 2008 Ivan Hlinka Memorial Tournament in Slovakia, recording four points (1g, 3a) in four games.

**PERSONAL:** His father, Perry, is a former amateur boxer and played collegiate hockey at St. Francis Xavier University in Canada and his mother, Sheri, played professional volleyball ... Lists his parents as having the greatest influence on his career ... Named after boxing legend and Atlanta resident Evander Holyfield, a favorite of his father and grandfather ... Was a teammate of Thrashers prospect Spencer Machacek with the Vancouver Giants for two seasons, including the year the team captured the Canadian Hockey League's Memorial Cup Championship ... Was a fan of the Vancouver Canucks growing up ... Lists soccer as his favorite sport other than hockey.

**CAREER TRANSACTIONS:** Selected by the Thrashers in the first round, fourth overall, of the 2009 NHL Entry Draft.



## CAREER VS NHL

TEAM	GP	G	A	PTS
ANAHEIM	1	0	1	1
ATLANTA	-	-	-	-
BOSTON	3	1	0	1
BUFFALO	3	1	0	1
CALGARY	-	-	-	-
CAROLINA	3	1	1	2
CHICAGO	1	1	1	2
COLORADO	1	0	0	0
COLUMBUS	1	0	0	0
DALLAS	1	0	0	0
DETROIT	1	0	0	0
EDMONTON	1	0	0	0
FLORIDA	6	1	0	1
LOS ANGELES	1	2	1	3
MINNESOTA	1	1	0	1
MONTREAL	4	0	3	3
NASHVILLE	1	0	0	0
NEW JERSEY	4	1	0	1
N.Y. ISLANDERS	4	0	0	0
N.Y. RANGERS	3	1	1	2
OTTAWA	3	0	0	0
PHILADELPHIA	2	0	2	2
PHOENIX	-	-	-	-
PITTSBURGH	4	0	1	1
SAN JOSE	1	1	0	1
ST. LOUIS	2	1	0	1
TAMPA BAY	6	1	1	2
TORONTO	2	1	0	1
VANCOUVER	1	0	0	0
WASHINGTON	5	0	0	0

## CAREER HIGHLIGHTS

First NHL Game: 10/3/09 vs. TB

First NHL Goal: 10/8/09 at STL (Mason)

First NHL Assist: 10/3/09 vs. TB

Most Goals, Game: 2, 11/13/09 vs. LA

Most Assists, Game: 2, 1/28/10 at PHI

Most Points, Game: 3, 11/13/09 vs. LAK (2g, 1a)

Most Penalty Minutes, Game: 5 (2x), last - 4/10/10 vs. PIT

Most Shots, Game: 6, 10/29/09 vs. WSH

Most Time On Ice, Game: 19:02, 10/24/09 vs. SJ

Longest Point Scoring Streak: 2 games (5x), last - 2/12/10-2/13/10 (2g, 1a)

Longest Goal Scoring Streak: 2 games (2x), last - 2/12/10-2/13/10 (2g)

Longest Assist Streak: 2 games (2x), last - 1/26/10-1/28/10 (3a)

Hat Tricks: None

Multiple-Point Games: 4 (1, 3-point; 3, 2-point)

Penalty Shots: None

Shootout Attempts: None

## CAREER STATISTICS

Year	Team	League	REGULAR SEASON											PLAYOFFS				
			GP	G	A	PTS	PIM	+/-	PP	SH	GW	S	ATOI	GP	G	A	PTS	PIM
2006-07	Vancouver	WHL	8	1	0	1	11	-	-	-	-	-	-	5	0	0	0	0
2007-08	Vancouver	WHL	65	24	17	41	66	-	-	-	-	-	10	1	2	3	8	
2008-09	Vancouver	WHL	61	48	48	96	89	-	-	-	-	-	17	7	8	15	45	
2009-10	ATLANTA	NHL	66	14	12	26	62	2	0	1	3	127	13:59	-	-	-	-	-
NHL/Thrashers Totals (1 season)			66	14	12	26	62	2	0	1	3	127	13:59	-	-	-	-	-



# ANDREW LADD

LEFT WING

HEIGHT: 6-3

WEIGHT: 205

SHOOTS: LEFT

BORN: DECEMBER 12, 1985

MAPLE RIDGE, BRITISH COLUMBIA

# 16

**2009-10 SEASON:** Tallied 38 points (17g, 21a) in all 82 games for the Chicago Blackhawks ... One of five Chicago players to appear in all 82 games ... Set a career-high and tied for seventh on the team in goals ... Earned points in three straight games (1g, 3a) from 10/10-10/14, including two assists on 10/12 vs. CGY ... Posted a three-game point streak from 11/15-11/21, earning three points (1g, 2a) during that stretch ... Scored his lone game-winning goal of the season on 1/7 at BOS ... Tallied two points (1g, 1a) on 1/16 at CBJ ... Recorded four points (2g, 2a) during a three-game point streak from 1/26-1/30 ... Skated in his 300th career game on 2/14 at CBJ ... Registered a three-game point streak (4g, 1a) from 3/5-3/10, including his first-career NHL hat trick on 3/7 vs. DET ... Tallied four points (1g, 3a) during a three-game point/assist streak from 4/6-4/9 ... Added six points (3g, 3a) in 19 post-season games, while help the Blackhawks capture the Stanley Cup Championship ... Scored his first post-season goal in Game Five of the Western Conference Quarterfinals on 4/24 vs. NSH ... Registered a three-game point streak (1g, 2a) from 6/4-6/9, including one goal in the Stanley Cup clinching win on 6/9 at PHI.

**PROFESSIONAL CAREER:** Tallied 149 points (63g, 86a) in 321 NHL games with Carolina and Chicago ... Added 15 points (8g, 7a) in 53 post-season contests and has Stanley Cups with Carolina (2006) and Chicago (2010) ... **2008-09:** Recorded a career-high 49 points (15g, 34a) while appearing in all 82 games for the Blackhawks ... Set a career-high for assists ... Ranked sixth on the team in points and assists, while sharing seventh in goals ... Chicago posted a 12-0-1 record when he scored a goal ... Ranked second among team forwards and third overall with a plus-26 rating ... Earned three points (2g, 1a) on 11/3 vs. COL ... Recorded seven points (2g, 5a) during a three-game point streak from 12/3-12/7, including a career-high four points and three assists on 12/7 vs. PHX ... Recorded a season-high six-game point streak from 12/12-12/26, earning eight points (2g, 6a) during that stretch ... Tied his career-high with three assists on 12/16 at EDM ... Appeared in his 200th career NHL game on 1/17 vs. STL ... Tallied three points (1g, 2a) on 2/5 at CGY ... Registered four points (1g, 3a) during a four-game point streak from 2/27-3/7 ... Tied his season-high with two goals on 3/25 vs. SJ ... Added four points (3g, 1a) in 17 Stanley Cup Playoff games ... Tallied a post-season high two points (1g, 1a), including the game-winning goal in Game Four of the Western Conference Semifinals on 5/7 vs. VAN ... **2007-08:** Recorded 30 points (14g, 16a) in 63 games, splitting time between Carolina and Chicago ... Appeared in 43 games with the Hurricanes, tallying 18 points (9g, 9a) ... Appeared in two American Hockey League games with Albany, scoring one goal ... Scored his first goal of the season on 10/5 vs. PIT ... Scored goals in back-to-back games on 12/20 and 12/22 ... Tallied his first game-winning goal of the season on 2/8 at WSH ... Registered a five-game point streak from 2/8-2/16, posting seven points (3g, 4a) during that stretch

... Scored a season-high two goals on 2/12 at BOS and tallied a season-high two assists on 2/16 vs. FLA ... Traded to the Blackhawks for Tuomo Ruutu on 2/26 and made his Chicago debut on 2/27 vs. PHX ... Scored his first goal in a Blackhawks uniform on 2/28 at DAL and earned points in three straight games (2g, 1a) from 2/28-3/4 ... Tied his season-high with the Blackhawks twice with two assists on 3/9 vs. EDM, as well as one goal and one assist on 3/14 at CBJ ... **2006-07:** Earned 21 points (11g, 10a) in 65 games with the Hurricanes ... Ranked seventh on the team in goals ... Scored goals in back-to-back games on 11/24 and 11/28 ... Posted a season-high two points (1g, 1a) on 1/20 vs. TB ... Collected a season-high two assists on 3/17 at NJ ... Scored a season-high two goals, including the game-winner, on 3/24 vs. SJ ... **2005-06:** Made his NHL debut, tallying 11 points (6g, 5a) in 29 games with Carolina ... Recorded 19 points (11g, 8a) in 25 AHL games with Lowell ... Appeared in his first career NHL game on 11/20 vs. TB ... Scored his first career NHL goal on 11/25 vs. TOR ... Posted a season-high two points (1g, 1a) on 1/23 vs. MTL ... Added five points (2g, 3a) in 17 post-season games, while helping the Hurricanes capture the Stanley Cup Championship ... Earned his first career Stanley Cup Playoff point (1a) on 4/24 vs. MTL ... Scored his first post-season goal on 5/26 at BUF ... Tallied his first post-season game-winning goal in Game Two of the Stanley Cup Finals on 6/7 vs. EDM.

**AMATEUR CAREER:** Registered 120 points (49g, 71a) in 137 career Western Hockey League games with Vancouver and Calgary from 2001 to 2005 ... Added 18 points (8g, 10a) in 19 WHL post-season games ... **2004-05:** Posted 45 points (19g, 26a) in 65 games with Calgary ... Ranked third on the team in points and goals, and was fourth in assists ... Tallied 11 points (7g, 4a) in 12 post-season games ... **2003-04:** Earned 75 points (30g, 45a) in 71 games with Calgary ... Led the team in goals and points, and ranked second in assists ... Tallied seven points (1g, 6a) in seven WHL playoff games ... **2002-03:** Collected 55 points (15g, 40a) in 58 games with Coquitlam of the British Columbia Hockey League ... **2001-02:** Made his WHL debut, appearing in one game with the Vancouver Giants.

**INTERNATIONAL CAREER:** Appeared for Canada at the 2005 World Junior Championship, tallying seven points (3g, 4a) in six games.

**PERSONAL:** Enjoys boating and wakesurfing in his spare time ... Is involved with Garth Brooks' Teammate for Kids charity ... His favorite food is sushi ... Lists his grandfather as his hero.

**CAREER TRANSACTIONS:** Selected by Carolina in the first round, fourth overall, of the 2004 NHL Entry Draft ... Acquired by Chicago from Carolina for Tuomo Ruutu on Feb. 26, 2008 ... Acquired by the Thrashers from Chicago for Ivan Vishnevskiy and a second-round selection in the 2011 NHL Entry Draft on July 1, 2010.

## CAREER VS NHL

TEAM	GP	G	A	PTS
ANAHEIM	9	1	2	3
ATLANTA	17	2	2	4
BOSTON	14	5	3	8
BUFFALO	6	0	1	1
CALGARY	10	3	7	10
CAROLINA	3	1	1	2
CHICAGO	-	-	-	-
COLORADO	10	5	2	7
COLUMBUS	16	2	6	8
DALLAS	11	3	2	5
DETROIT	16	6	4	10
EDMONTON	11	0	9	9
FLORIDA	15	2	4	6
LOS ANGELES	9	0	3	3
MINNESOTA	10	1	4	5
MONTREAL	11	1	2	3
NASHVILLE	15	3	4	7
NEW JERSEY	12	1	3	4
N.Y. ISLANDERS	7	1	0	1
N.Y. RANGERS	11	1	1	2
OTTAWA	8	1	0	1
PHILADELPHIA	8	2	1	3
PHOENIX	11	3	4	7
PITTSBURGH	8	1	4	5
SAN JOSE	10	5	3	8
ST. LOUIS	14	2	5	7
TAMPA BAY	12	2	1	3
TORONTO	9	2	2	4
VANCOUVER	10	2	1	3
WASHINGTON	18	5	5	10

## CAREER HIGHLIGHTS

**First NHL Game:** 11/20/05 vs. TB

**First NHL Goal:** 11/25/05 vs. TOR (Tellqvist)

**First NHL Assist:** 1/23/06 vs. MTL

**Most Goals, Game:** 3, 3/7/10 vs. DET

**Most Assists, Game:** 3 (2x), last – 12/16/08 at EDM

**Most Points, Game:** 4, 12/7/08 vs. PHX (1g, 3a)

**Most Penalty Minutes, Game:** 17, 10/30/09 vs. MTL

**Most Shots, Game:** 7, 1/8/09 at COL

**Most Time On Ice, Game:** 20:42, 3/4/07 at ATL

**Longest Point Scoring Streak:** 6 games, 12/12/08-12/26/08 (2g, 6a)

**Longest Goal Scoring Streak:** 2 games (10x), last – 3/5/10-3/7/10 (4g)

**Longest Assist Streak:** 4 games (2x), last – 4/1/09-4/7/09 (4a)

**Hat Tricks:** 1, 3/7/10 vs. DET

**Multiple-Point Games:** 22 (1, 4-point; 4, 3-point; 17, 2-point)

**Penalty Shots, Career:** None

**Shootout Attempts:** 1-4, 25%

## CAREER STATISTICS

Year	Team	League	REGULAR SEASON													PLAYOFFS				
			GP	G	A	PTS	PIM	+/–	PP	SH	GW	S	ATOI	GP	G	A	PTS	PIM		
2001-02	Port Coquitlam	Minor-BC	50	50	41	91	49	-	-	-	-	-	-	-	-	-	-	-	-	
	Vancouver	WHL	1	0	0	0	0	-	-	-	-	-	-	-	-	-	-	-	-	
2002-03	Coquitlam	BCHL	58	15	40	55	61	-	-	-	-	-	-	-	-	-	-	-	-	
2003-04	Calgary	WHL	71	30	45	75	119	-	-	-	-	-	-	-	-	-	-	-	-	
2004-05	Calgary	WHL	65	19	26	45	167	-	-	-	-	-	-	-	-	-	-	-	-	
2005-06	Carolina	NHL	29	6	5	11	4	0	3	0	0	43	11:10	17	2	3	5	4		
	Lowell	AHL	25	11	8	19	28	-	-	-	-	-	-	-	-	-	-	-		
2006-07	Carolina	NHL	65	11	10	21	46	1	2	0	3	109	11:11	-	-	-	-	-		
2007-08	Carolina	NHL	43	9	9	18	31	9	0	0	1	76	11:44	-	-	-	-	-		
	Albany	AHL	2	1	0	1	4	-	-	-	-	-	-	-	-	-	-	-		
	Chicago	NHL	20	5	7	12	4	4	1	0	0	55	14:58	-	-	-	-	-		
2008-09	Chicago	NHL	82	15	34	49	28	26	0	0	2	195	14:23	17	3	1	4	12		
2009-10	Chicago	NHL	82	17	21	38	67	2	0	0	1	148	13:41	19	3	3	6	12		
NHL Totals (5 seasons)			321	63	86	149	180	42	6	0	7	626	12:57	53	8	7	15	28		



# BRYAN LITTLE

**RIGHT WING**

**HEIGHT: 5-11**

**WEIGHT: 185**

**SHOOTS: RIGHT**

**BORN: NOVEMBER 12, 1987**

**EDMONTON, ALBERTA**

# 10

**2009-10 SEASON:** Appeared in 79 games, posting 34 points (13g, 21a) ... Set a new career-high for assists ... Earned a career-high tying two assists and skated in a career-most 24:20 of ice time in the season-opening game on 10/3 vs. TB ... Recorded assists in each of the first three games (4a) from 10/3-10/10 ... Scored his first goal of the season and added an assist for his second multiple-point game on 11/3 at MTL ... Missed two games with a groin injury from 11/13-11/15 ... Tied his career-high, for the second time, with two assists on 11/27 at CAR ... Matched his season-high with two points (1g, 1a) on 1/12 vs. OTT ... Scored a season-high two goals on 1/30 at NSH ... Collected points in three straight games from 2/6-2/12, earning four points (2g, 2a) in that span ... Played in his 200th career game and earned his 100th career point (1a) on 3/29 vs. CAR ... Scored his first game-winning goal of the season on 4/10 vs. PIT.

**PROFESSIONAL CAREER:** Appeared in 206 NHL games with the Thrashers, earning 101 points (50g, 51a) ... Recorded 25 points (9g, 16a) in 34 games with the Chicago Wolves (AHL) ... Helped the Wolves capture the 2008 Calder Cup Championship ... **2008-09:** Ranked fourth on the team with a career-high 51 points (31g, 20a) in 79 games during his second NHL season ... Tied for the team lead with 12 power play goals and ranked second in goals ... Placed third on the Thrashers with four game-winning tallies ... Set a career-high with three points (2g, 1a) in the Thrashers season-opening game on 10/10 vs. WSH ... Matched his career-high with three points (2g, 1a) on 11/7 at BUF ... Earned a career-high six-game point streak from 11/2-11/16, recording nine points (4g, 5a) in that stretch ... Recorded his first-career hat trick on 12/26 vs. CAR ... Earned eight points (7g, 1a) during a five-game point streak from 12/23-12/31 ... Appeared in the 2009 NHL Young Stars Game ... Skated in a career-high 21:06 on 1/29 vs. NYI ... Appeared in his 100th career game on 2/10 at TB ... Collected seven points (4g, 3a) during a four-game point/goal streak from 2/15-2/21, including three-straight two-point efforts from 2/15-2/19 ... Scored his 30th goal of the season on 3/17 at PIT ... **2007-08:** Earned 16 points (6g, 10a) in 48 games during his first NHL season ... Became the first player in Thrashers history to score a goal in his NHL debut on 10/5 vs. WSH ... Registered the first assist of his career on 10/13 vs. NJ ... Scored a goal in his first career shootout attempt on 10/30 at MTL ... Tallied two assists for the first multiple-point game of his career on 11/3 at TB ... Scored his first-career power play goal on 11/19 vs. TB ... Re-assigned to the Chicago Wolves (AHL) on 12/11 ... Tallied 25 points (9g, 16a) in 34 games with the Wolves ... Earned an AHL season-high with four points (1g, 3a) on 1/12 vs. the Toronto Marlies ... Recalled by the Thrashers on 2/26 ... Recorded his second multiple-point game of the season (1g, 1a) on 3/19 vs. CAR ... Added 13 points (8g, 5a) in 24 Calder Cup Playoff games with the Wolves ... Scored his first AHL playoff goal on 4/16 vs. Milwaukee.

**AMATEUR CAREER:** Recorded 342 points (153g, 189a) in 247 games over four seasons with the Barrie Colts of the Ontario Hockey League (OHL) from 2003-04 to 2006-07 ... Topped 40 goals and 100 points over consecutive seasons from 2005-06 to 2006-07 ... **2006-07:** Tied for sixth in the OHL with 107 points (41g, 66a) in 57 games with the Colts ... Finished sixth in the league in assists and was tied for 15th in goals ... Scored 10 game-winning

goals to lead the Colts and tie for first in the OHL ... Led the team and tied for third in the league with six shorthanded goals ... Set a career-best with 32 multiple-point games, including five-or-more points on five occasions ... Set career highs with five assists and six points on 10/7 vs. Erie ... Named the OHL Player of the Week for the week ending 10/10 ... Recorded a career-best five-game goal streak from 10/21-10/28 (7g) ... Recorded his only hat trick of the season and tallied five points on 11/17 at Oshawa ... Earned OHL Player of the Week award for period ending 11/21 ... Led the team with nine points, and ranked second with four goals and five assists in eight post-season games ... Member of the Eastern Conference team at the 2007 OHL All-Star Classic ... Made his AHL playoff debut with Chicago in Game Six of the West Division Finals on 5/12 vs. Iowa ... Held scoreless in two post-season games with the Wolves ... **2005-06:** Tied for sixth in the OHL with a career-high 109 points (42g, 67a) in 64 games with the Colts ... Ranked seventh in the league in assists and was tied for 11th in goals ... Set career highs for goals and assists ... Ranked second on the Colts with 23 power play goals ... Tallied three shorthanded goals to tie for first on the team ... Registered 30 multiple-point games, including season-high four-point games on four occasions ... Recorded hat tricks on 10/10 at Belleville and on 11/12 vs. Brampton ... Earned a career-high eight-game assist streak from 11/19-12/9 (16a) ... Posted a career-high 21-game point streak from 11/21-1/12, tallying 42 points (16g, 26a) in that span ... Recorded 23 points (8g, 15a) in 14 post-season contests ... Eighth among OHL players and led the team in playoff scoring ... Led the Colts and tied for eighth in the league in assists ... Tied for second on the team in playoff goals ... Selected to play in the OHL All-Star Classic and the CHL Top Prospects Game ... **2004-05:** Ranked second on the Colts with 68 points (36g, 32a) in 62 games ... Led the team and shared eighth in OHL in goals ... Tied for fourth on the Colts in assists ... Honored as the OHL Player of the Week for the week ending 2/27 ... Tied for third on the team with six points, including a team-high five goals in four post-season contests ... Appeared in the OHL All-Star Classic ... **2003-04:** Collected 58 points (34g, 24a) in 64 games during his rookie season with the Colts ... Led team in goals and ranked second in points ... Recorded a season-high four assists and five points on 2/5 vs. Brampton ... Tallied a career-high four goals on 3/4 vs. Owen Sound ... Ranked third on Barrie with 10 points (5g, 5a) in 12 playoff games ... Tied for first on the team in playoff goals and was third in assists ... Named as OHL Rookie of the Year and was named to the OHL All-Rookie Team.

**INTERNATIONAL CAREER:** Has represented Canada in international competition on three occasions ... Led Canada to a Gold Medal at the 2007 World Junior Championships ... Helped Canada capture the Gold Medal at the 2004 World Junior Cup ... Won the Gold Medal with Team Ontario at the 2004 World Under-17 Challenge.

**PERSONAL:** Born in Edmonton but grew up in Cambridge, Ontario ... Lists winning the 2007 World Junior Championships with Canada and winning the AHL's Calder Cup with Chicago as his favorite hockey memories ... Enjoys playing video games in his spare time.

**CAREER TRANSACTIONS:** Selected by the Thrashers in the first round, 12th overall, of the 2006 NHL Entry Draft.

## CAREER VS NHL

TEAM	GP	G	A	PTS
ANAHEIM	2	1	1	2
ATLANTA	-	-	-	-
BOSTON	9	2	0	2
BUFFALO	9	5	3	8
CALGARY	3	2	0	2
CAROLINA	17	4	10	14
CHICAGO	3	0	0	0
COLORADO	4	1	2	3
COLUMBUS	3	1	0	1
DALLAS	2	0	1	1
DETROIT	3	1	1	2
EDMONTON	1	1	0	1
FLORIDA	17	3	3	6
LOS ANGELES	1	1	1	2
MINNESOTA	3	1	2	3
MONTREAL	10	2	2	4
NASHVILLE	5	3	0	3
NEW JERSEY	9	0	2	2
N.Y. ISLANDERS	11	3	6	9
N.Y. RANGERS	10	2	0	2
OTTAWA	10	1	2	3
PHILADELPHIA	10	2	0	2
PHOENIX	2	1	1	2
PITTSBURGH	9	3	0	3
SAN JOSE	2	1	0	1
ST. LOUIS	3	0	1	1
TAMPA BAY	18	2	8	10
TORONTO	10	3	1	4
VANCOUVER	2	0	0	0
WASHINGTON	18	4	4	8

## CAREER HIGHLIGHTS

First NHL Game: 10/5/07 vs. WSH

First NHL Goal: 10/5/07 vs. WSH (Kolzig)

First NHL Assist: 10/13/07 vs. NJ

Most Goals, Game: 3, 12/26/08 vs. CAR

Most Assists, Game: 2 (5x), last – 3/4/10 vs. NYI

Most Points, Game: 3 (3x), last – 12/26/08 vs. CAR (3g)

Most Penalty Minutes, Game: 6, 3/24/09 at ATL

Most Shots, Game: 6 (4x), last – 3/14/10 vs. PHX

Most Time On Ice, Game: 24:20, 10/3/09 vs. TB

Longest Point Scoring Streak: 6 games, 11/2/08-11/16/08 (4g, 5a)

Longest Goal Scoring Streak: 4 games (2x), last – 2/15/09-2/21/09 (4g)

Longest Assist Streak: 4 games, 11/6/08-11/14/08 (5a)

Hat Tricks: 1, 12/26/08 vs. CAR

Multiple-Point Games: 20 (3, 3-point; 17, 2-point)

Penalty Shots: None

Shootout Attempts: 3-12, 25%

## CAREER STATISTICS

Year	Team	League	REGULAR SEASON											PLAYOFFS				
			GP	G	A	PTS	PIM	+/-	PP	SH	GW	S	ATOI	GP	G	A	PTS	PIM
2003-04	Barrie	OHL	64	34	24	58	18	-	-	-	-	-	-	12	5	5	10	7
2004-05	Barrie	OHL	62	36	32	68	34	-	-	-	-	-	-	4	5	1	6	2
2005-06	Barrie	OHL	64	42	67	109	99	-	-	-	-	-	-	14	8	15	23	19
2006-07	Barrie	OHL	57	41	66	107	77	-	-	-	-	-	-	8	4	5	9	8
	Chicago	AHL	-	-	-	-	-	-	-	-	-	-	-	2	0	0	0	0
2007-08	ATLANTA	NHL	48	6	10	16	18	-2	2	0	1	76	15:36	-	-	-	-	-
	Chicago	AHL	34	9	16	25	10	-	-	-	-	-	-	24	8	5	13	10
2008-09	ATLANTA	NHL	79	31	20	51	24	-5	12	0	4	172	16:55	-	-	-	-	-
2009-10	ATLANTA	NHL	79	13	21	34	20	-6	3	0	1	165	15:45	-	-	-	-	-
NHL/Thrashers Totals (3 seasons)			206	50	51	101	62	-13	17	0	6	413	16:09	-	-	-	-	-



# CHRIS MASON

**GOALTENDER**

**HEIGHT: 6-0**

**WEIGHT: 195**

**CATCHES: LEFT**

**BORN: APRIL 20, 1976**

**RED DEER, ALBERTA**

# 50

**2009-10 SEASON:** Posted a 30-22-8 record, with two shutouts, a 2.53 GAA and a .913 save percentage in 61 games with the St. Louis Blues ... Ranked 13th in the NHL in games played and wins ... Posted wins in back-to-back games from 10/23-10/28, recording a 1.50 GAA and a .950 save percentage during that span ... Turned aside a season-high 42 saves on 1/6 at SJ ... Won four straight games from 1/9-1/16, posting one shutout, a 1.25 GAA and a .946 save percentage in those games ... Earned his first shutout of the season on 1/14 vs. MIN ... Collected a season-high five straight wins from 2/9-3/4, earning a one shutout, a 1.74 GAA and a .949 save percentage.

**PROFESSIONAL CAREER:** Earned a 115-86-27 record with 20 shutouts, 2.54 GAA and a .914 save percentage in 253 NHL games with Nashville and St. Louis ... Appeared in nine Stanley Cup Playoff games ... **2008-09:** Appeared in 57 games during his first season with the Blues, posting a 27-21-7 record with six shutouts, a 2.41 GAA and a .916 save percentage ... Set a career-high for shutouts ... Posted the highest single-season save percentage in Blues history (minimum 25 games played) ... Made his St. Louis debut on 10/11 at NYI ... Earned his first win with the Blues, turning aside 31 shots in a 2-1 win on 11/22 at MIN ... Recorded his first shutout as a Blue on 11/25 at NSH, stopping a career-high 47 shots ... Named the NHL's Third Star of the Week for the week ending 11/30 ... Started in 13-of-14 games during the month of February and allowed one goal or less eight times ... Named the NHL's Third Star of the Month for February after posting a 8-2-4 record with one shutout, a 1.64 GAA and a .939 save percentage ... Earned a five-game winning streak from 3/20-3/29 ... Named the NHL's First Star of the Week for the week ending 3/29, posting a 4-0-0 record with a 1.72 GAA and a .930 save percentage ... Started the Blues final 33 games of the season, posting a 24-8-6 record with five shutouts, a 2.08 GAA and a .924 save percentage during that stretch ... Made his Blues playoff debut on 4/15 at VAN and appeared in all four post-season contests ... **2007-08:** Appeared in 51 games with Nashville, posting an 18-22-6 record with four shutouts, a 2.90 GAA and a .898 save percentage ... Was named the NHL's Third Star of the Week for the week ending 10/7, posting a 2-0-0 record with a .984 save percentage ... **2006-07:** Posted a 24-11-4 record with five shutouts, a 2.38 GAA and a .925 save percentage in 40 games with Nashville ... Ranked second in the NHL in save percentage, tied for sixth in shutouts and ranked 10th in GAA ... Tied a franchise-high for shutouts ... Made a season-high 42 saves for his first shutout of the season on 11/11 vs. COL ... Made 21 consecutive starts for the Predators from 11/25-1/6, posting a 14-6-1 record with three shutouts during that stretch ... Named the NHL's Second Star of the Week for the week ending 12/17, earning a 4-0-0 record with a 1.21 GAA and a .958 save percentage ... **2005-06:** Appeared in 23 games for the Predators, earning a 12-5-1 record with two shutouts, a 2.54 GAA and a .913 save percentage ... Became the first Predators goaltender to score a goal in a 5-1 win on 4/15 vs. PHX ... Finished the season with six straight wins from 4/6-4/18 ... Appeared in all five post-season games for Nashville ... Earned his first career Stanley Cup Playoff win on 4/21 vs. SJ ... **2004-05:** Led Valerenga IF Oslo (Norway) to a league championship, recording a 1.79 GAA in 20 regular-

season games and a 2.01 GAA in 11 post-season contests ... Named the league's top goaltender and playoff MVP ... **2003-04:** Appeared in 17 games with Nashville, posting a 4-4-1 record ... Re-assigned to Milwaukee (AHL) for conditioning purposes from 1/1-1/3 ... Set a franchise record by posting a shutout streak of 141:37 over four appearances from 1/10-1/25 ... Registered his first career NHL shutout in a 0-0 tie on 1/13 vs. LA ... **2002-03:** Finished fourth among AHL goaltenders with 25 wins ... Earned the first shutout in Rampage history on 11/24 at Rochester ... Set a San Antonio franchise record for saves in a game with 55 on 3/9 at Houston ... **2001-02:** Finished the season with 69 career wins as an Admiral, the second-most in franchise history ... Credited with a goal on 10/17 at Utah, becoming the sixth goalie in AHL history (and first Milwaukee Admiral) to score a goal ... **2000-01:** Opened the season in Nashville and was recalled from Milwaukee (IHL) four times throughout the year ... Made his first NHL start on 12/1 vs. CHI ... Ranked fourth in the IHL in GAA (2.35) and shutouts (five), and was fifth in save percentage (.920) ... Posted shutouts in four-of-five starts from 2/3-2/14 ... Set Milwaukee franchise records for single-season (five) and career (eight) shutouts ... **1999-2000:** Started in 20 straight games, the longest streak for a Milwaukee goaltender since 1979-80 ... Made an IHL record 74 saves in Game Two of Milwaukee's playoff series against Cleveland, including 32 in overtime ... Nominated for the IHL's John Snider Trophy, awarded to the IHL Man of the Year (community service) ... **1998-99:** Made three appearances with Nashville while recalled from Milwaukee (IHL) from 12/14-1/19 ... Was also recalled from 3/28-4/12 ... Made eight saves on eight shots in his NHL debut on 12/16 at ANA ... Tied for ninth in the IHL with a 2.90 GAA .

**AMATEUR CAREER:** Posted a 44-95-6 record with four shutouts, a 4.34 GAA and a .900 save percentage in 158 career Western Hockey League games with Victoria and Prince George from 1993 to 1997.

**INTERNATIONAL CAREER:** Appeared for Canada at three World Championships (2006, 2007, 2009) ... Won all four games he appeared in, posting one shutout and a 1.00 GAA while helping Canada to a Silver Medal at the 2009 World Championship ... Won a Gold Medal with the Canadian team at the 2007 World Championship.

**PERSONAL:** Would be in law enforcement if not playing hockey ... His favorite sport other than hockey is baseball ... Lists all of the Rocky movies as his favorite films ... His first job was as a paper boy ... He and his wife, Courtney, have one daughter, Avery

**CAREER TRANSACTIONS:** Selected by New Jersey in the seventh round, 122nd overall, of the 1995 NHL Entry Draft ... Signed by Anaheim as a free agent on June 27, 1997 ... Acquired by Nashville from Anaheim with Marc Moro for Dominic Roussel on Oct. 5, 1998 ... Signed as a free agent by Florida on Aug. 20, 2002 ... Claimed by Nashville from Florida in the 2003 NHL Waiver Draft on Oct. 3, 2003 ... Acquired by St. Louis from Nashville for a fourth-round selection in the 2008 NHL Entry Draft (later traded to NY Rangers - NY Rangers selected Dale Weise) on June 19, 2008 ... Signed by the Thrashers as a free agent on July 1, 2010.

## CAREER VS NHL

TEAM	GP	W-L-OT	GAA
ANAHEIM	12	2-7-1	2.99
ATLANTA	2	1-1-0	2.52
BOSTON	6	2-2-0	3.13
BUFFALO	3	0-3-0	5.12
CALGARY	13	5-4-3	3.06
CAROLINA	4	2-2-0	1.27
CHICAGO	27	12-9-2	2.45
COLORADO	13	6-7-0	2.72
COLUMBUS	22	16-4-2	2.05
DALLAS	9	5-1-1	2.25
DETROIT	19	7-6-3	3.16
EDMONTON	7	5-0-2	1.53
FLORIDA	2	0-2-0	4.10
LOS ANGELES	14	8-3-1	1.95
MINNESOTA	12	5-0-2	3.24
MONTREAL	1	0-0-0	8.57
NASHVILLE	9	3-4-2	1.96
NEW JERSEY	1	1-0-0	2.77
N.Y. ISLANDERS	3	2-1-0	1.96
N.Y. RANGERS	3	2-0-0	1.88
OTTAWA	3	1-2-0	1.68
PHILADELPHIA	5	2-1-1	2.20
PHOENIX	11	7-2-2	2.43
PITTSBURGH	3	0-3-0	4.59
SAN JOSE	11	1-7-2	2.91
ST. LOUIS	19	13-3-1	2.01
TAMPA BAY	3	1-2-0	4.04
TORONTO	2	1-1-0	1.51
VANCOUVER	10	2-4-2	3.03
WASHINGTON	4	3-0-0	1.84

## CAREER HIGHLIGHTS

First NHL Game: 12/16/98 at ANA

First NHL Victory: 1/8/04 vs. COL

Most Saves, Game: 47, 11/25/08 at NSH

Most Shots Faced, Game: 47, 11/25/08 at NSH

30-or-More Shots Faced, Game: 106, last - 4/1/10 at NSH

40-or-More Shots Faced, Game: 13, last - 2/9/10 vs. DET

Longest Winning Streak, Career: 6 games, 4/6/06-4/18/06

Shutouts: 20, last - 2/12/10 vs. TOR (30 saves)

Overtime Record: 9-13-1

Shootout Record: 15-13

Shootout: 58 saves-84 shots, .690

Penalty Shots Record: None

## CAREER STATISTICS

Year	Team	League	REGULAR SEASON								PLAYOFFS						
			GP	W	L	OT	MIN	GA	SO	GAA	GP	W	L	MIN	GA	SO	GAA
1993-94	Victoria	WHL	5	1	4	0	237	27	0	6.84	-	-	-	-	-	-	-
1994-95	Prince George	WHL	44	8	30	1	2288	192	1	5.03	-	-	-	-	-	-	-
1995-96	Prince George	WHL	59	16	37	1	3289	236	1	4.31	-	-	-	-	-	-	-
1996-97	Prince George	WHL	50	19	24	4	2851	172	2	3.62	15	9	6	938	44	1	2.81
1997-98	Cincinnati	AHL	47	13	19	7	2368	136	0	3.45	-	-	-	-	-	-	-
<b>1998-99</b>	<b>Nashville</b>	<b>NHL</b>	<b>3</b>	<b>0</b>	<b>0</b>	<b>0</b>	<b>69</b>	<b>6</b>	<b>0</b>	<b>5.22</b>	-	-	-	-	-	-	-
	Milwaukee	IHL	34	15	12	6	1901	92	1	2.90	-	-	-	-	-	-	-
1999-00	Milwaukee	IHL	53	20	21	8	2952	137	2	2.78	3	1	2	252	11	0	2.62
<b>2000-01</b>	<b>Nashville</b>	<b>NHL</b>	<b>1</b>	<b>0</b>	<b>1</b>	<b>0</b>	<b>59</b>	<b>2</b>	<b>0</b>	<b>2.03</b>	-	-	-	-	-	-	-
	Milwaukee	IHL	37	17	14	5	2226	87	5	2.35	4	1	3	239	12	0	3.02
2001-02	Milwaukee	AHL	48	17	21	7	2755	116	2	2.53	-	-	-	-	-	-	-
2002-03	San Antonio	AHL	50	25	18	6	2914	122	1	2.51	3	0	3	195	9	0	2.77
<b>2003-04</b>	<b>Nashville</b>	<b>NHL</b>	<b>17</b>	<b>4</b>	<b>4</b>	<b>1</b>	<b>744</b>	<b>27</b>	<b>1</b>	<b>2.18</b>	-	-	-	-	-	-	-
	Milwaukee	AHL	1	1	0	0	60	2	0	2.00	-	-	-	-	-	-	-
2004-05	Valerengen	Norway	20	-	-	-	1204	36	1	1.79	11	-	-	657	22	1	2.01
<b>2005-06</b>	<b>Nashville</b>	<b>NHL</b>	<b>23</b>	<b>12</b>	<b>5</b>	<b>1</b>	<b>1227</b>	<b>52</b>	<b>2</b>	<b>2.54</b>	<b>5</b>	<b>1</b>	<b>4</b>	<b>296</b>	<b>17</b>	<b>0</b>	<b>3.45</b>
<b>2006-07</b>	<b>Nashville</b>	<b>NHL</b>	<b>40</b>	<b>24</b>	<b>11</b>	<b>4</b>	<b>2342</b>	<b>93</b>	<b>5</b>	<b>2.38</b>	-	-	-	-	-	-	-
<b>2007-08</b>	<b>Nashville</b>	<b>NHL</b>	<b>51</b>	<b>18</b>	<b>22</b>	<b>6</b>	<b>2692</b>	<b>130</b>	<b>4</b>	<b>2.90</b>	-	-	-	-	-	-	-
<b>2008-09</b>	<b>St. Louis</b>	<b>NHL</b>	<b>57</b>	<b>27</b>	<b>21</b>	<b>7</b>	<b>3215</b>	<b>129</b>	<b>6</b>	<b>2.41</b>	<b>4</b>	<b>0</b>	<b>4</b>	<b>256</b>	<b>10</b>	<b>0</b>	<b>2.34</b>
<b>2009-10</b>	<b>St. Louis</b>	<b>NHL</b>	<b>61</b>	<b>30</b>	<b>22</b>	<b>8</b>	<b>3512</b>	<b>148</b>	<b>2</b>	<b>2.53</b>	-	-	-	-	-	-	-
<b>NHL Totals (8 seasons)</b>			<b>253</b>	<b>115</b>	<b>86</b>	<b>27</b>	<b>13,859</b>	<b>587</b>	<b>20</b>	<b>2.54</b>	<b>9</b>	<b>1</b>	<b>8</b>	<b>552</b>	<b>27</b>	<b>0</b>	<b>2.93</b>



# FREDDY MEYER

## DEFENSE

HEIGHT: 5-10

WEIGHT: 185

SHOOTS: LEFT

BORN: JANUARY 4, 1981

SANBORNVILLE, NEW HAMPSHIRE

# 24

**2009-10 SEASON:** Earned 15 points (4g, 11a) in a career-high 64 games with the NY Islanders ... Led the Islanders with 178 hits ... Earned his first point (1a) on 10/8 at OTT ... Tallied three points (3a) over a four-game span from 10/8-10/16 ... Collected a season-high two points/assists on 11/27 vs. PIT ... Collected one assist and a season-high plus-three rating on 1/12 vs. DET ... Scored his first goal of the season on 1/19 at PIT ... Scored two goals over a three-game span from 3/13-3/16 ... Earned three assists over the final six games of the season from 4/3-4/11.

**PROFESSIONAL CAREER:** Recorded 71 points (19g, 52a) in 266 career NHL games with Philadelphia, Phoenix and the Islanders ... Added one assist in six Stanley Cup Playoff games with the Flyers ... Appeared in 137 American Hockey League games with the Philadelphia Phantoms and San Antonio Rampage from 2003 to 2008, posting 51 points (23g, 28a) in those games ... Earned 15 points (3g, 12a) in 33 AHL post-season games, including capturing the 2005 Calder Cup with the Phantoms ... **2008-09:** Earned nine points (4g, 5a) in 27 games with the Islanders ... Tallied two points (1g, 1a) on 10/25 vs. CAR ... Posted a season-high three points (2g, 1a), including the game-winning goal, on 11/29 vs. OTT ... Collected assists in back-to-back games 12/29-12/31 ... Missed the final 41 games of the season due to injury ... **2007-08:** Appeared in 57 NHL games with Phoenix and the Islanders ... Appeared in five games with the Coyotes before being claimed off waivers by the Islanders on 1/10 ... Earned back-to-back points (2a) from 1/8-1/11 ... Tallied a season-high two assists on 2/7 at PIT ... Recorded points in three straight games (2g, 1a) from 2/14-2/18, including two game-winning goals ... Posted a season-high plus-three rating on 2/18 vs. SJ ... Registered assists in back-to-back games from 3/27-3/29 ... **2006-07:** Tallied eight points (2g, 6a) in 60 NHL games, while splitting the season between Philadelphia and the Islanders ... Began the season with the Flyers and appeared in 25 games, earning five points (2g, 3a) ... Posted his first point of the season (1a) on 10/7 vs. NYR ... Tallied four points (2g, 2a) over a four-game span from 11/20-11/25, including a season-high two points (1g, 1a) on 11/24 vs. CBJ ... Traded to the Islanders on 12/16 ... Missed 12 games due to injury and returned to the lineup to make his Islanders debut on 1/6 at CAR, earning one assist in that contest ... **2005-06:** Recorded 27 points (6g, 21a) in 57 games with the Flyers ... Registered career-highs in points, goals and assists ... Also appeared in 11 AHL games with the Phantoms, posting six points (3g, 3a) ... Missed the first 16 games of the season due to an injury suffered in training camp, and began the year in the AHL ... Earned points in four straight games with the Phantoms from 11/18-11/23, posting four points (2g, 2a) in that stretch ... Recalled by the Flyers on 12/6 and appeared in his first NHL game of the season that night vs. CGY ... Earned his first career NHL point (1a) on 12/22 vs. OTT and tallied an assist the following night at PIT ...

Scored his first career NHL goal on 12/29 at CAR ... Posted his first multiple-point game (1g, 1a) on 1/5 at NYR ... Collected points in three straight games from 1/21-1/25, earning three points (1g, 2a) during that stretch ... Posted a season-high two assists on 2/10 vs. WSH ... Tallied three assists during a three-game point streak from 3/17-3/21 ... Earned five assists during a three-game point streak from 4/11-4/15 ... Tallied one assist in six Stanley Cup Playoff games ... Made his NHL post-season debut on 4/22 at BUF and earned his first career post-season point (1a) on 4/28 vs. BUF ... **2004-05:** Appeared in 59 AHL games with the Phantoms, posting 15 points (6g, 9a) ... Added 12 points (3g, 9a) in 21 post-season games, while helping the Phantoms capture the Calder Cup Championship ... **2003-04:** Made his professional debut, appearing in one NHL game with the Flyers and 59 AHL games with the Phantoms, posting 28 points (14g, 14a) ... Appeared in his first career NHL contest on 3/6 at WSH ... Added three assists in 12 Calder Cup Playoff games.

**AMATEUR CAREER:** Recorded 72 points (17g, 55a) in 126 career games with Boston University from 1999 to 2003 ... **2002-03:** Recorded 21 points (5g, 16a) in 36 games with the Terriers ... Named to the NCAA East First All-American Team and the Hockey East First All-Star Team ... Ranked second among team defensemen in points and assists ... Tied for the lead among defenseman in goals ... **2001-02:** Tallied 20 points (5g, 15a) in 37 games with Boston ... Ranked third among defensemen in points ... **2000-01:** Recorded 19 points (6g, 13a) in 28 games ... **1999-2000:** Appeared in 25 games as a freshman, posting 12 points (1g, 11a) ... Named to the Hockey East All-Rookie Team.

**INTERNATIONAL CAREER:** Represent the United States at the 2006 World Championships, appearing in seven games ... Spent three seasons with the United States National Team Development Program from 1997 to 2000.

**PERSONAL:** Lists winning the Calder Cup as his favorite hockey memory ... If he were not playing hockey he would like to be an organic farmer ... His favorite sport other than hockey is football ... His first job was as a construction worker ... He and his wife, Lindsey, have two children, Frederick V and Carter.

**CAREER TRANSACTIONS:** Signed by Philadelphia as a free agent on May 21, 2003 ... Acquired by the NY Islanders from Philadelphia with a third-round selection (Mark Katic) in the 2007 NHL Entry Draft for Alexei Zhitnik on Dec. 16, 2006 ... Claimed off waivers by Phoenix from the NY Islanders on Oct. 8, 2007 ... Claimed off waivers by the NY Islanders from Phoenix on Nov. 10, 2007 ... Signed by the Thrashers as a free agent on Aug. 19, 2010.



## CAREER VS NHL

TEAM	GP	G	A	PTS
ANAHEIM	3	0	0	0
ATLANTA	11	0	4	4
BOSTON	11	0	1	1
BUFFALO	12	0	2	2
CALGARY	3	0	1	1
CAROLINA	12	4	4	8
CHICAGO	3	0	0	0
COLORADO	2	0	0	0
COLUMBUS	5	1	2	3
DALLAS	1	0	0	0
DETROIT	4	0	1	1
EDMONTON	4	0	0	0
FLORIDA	12	0	1	1
LOS ANGELES	4	0	0	0
MINNESOTA	5	0	0	0
MONTREAL	13	1	3	4
NASHVILLE	4	1	0	1
NEW JERSEY	23	1	2	3
N.Y. ISLANDERS	6	0	1	1
N.Y. RANGERS	22	2	6	8
OTTAWA	12	2	5	7
PHILADELPHIA	16	1	1	2
PHOENIX	2	0	0	0
PITTSBURGH	24	2	13	15
SAN JOSE	4	1	0	1
ST. LOUIS	5	0	0	0
TAMPA BAY	12	0	1	1
TORONTO	13	2	1	3
VANCOUVER	3	1	1	2
WASHINGTON	15	0	2	2

## CAREER HIGHLIGHTS

First NHL Game: 3/6/04 at WSH

First NHL Goal: 12/29/05 at CAR (Ward)

First NHL Assist: 12/22/05 vs. OTT

Most Goals, Game: 2, 11/29/08 vs. OTT

Most Assists, Game: 2 (5x), last – 11/27/09 vs. PIT

Most Points, Game: 3, 11/29/08 vs. OTT (2g, 1a)

Most Penalty Minutes, Game: 6, 4/3/08 vs. NYR

Most Shots, Game: 5, 11/9/06 vs. NYI

Most Time On Ice, Game: 27:49, 2/20/08 at WSH

Longest Point Scoring Streak: 3 games (4x), last – 2/14/08-2/18/08 (2g, 1a)

Longest Goal Scoring Streak: None

Longest Assist Streak: 3 games (2x), last – 4/11/06-4/15/06 (5a)

Hat Tricks: None

Multiple-Point Games: 10 (1, 3-point; 9, 2-point)

Penalty Shots, Career: None

Shootout Attempts: 0-1

## CAREER STATISTICS

Year	Team	League	REGULAR SEASON													PLAYOFFS				
			GP	G	A	PTS	PIM	+/-	PP	SH	GW	S	ATOI	GP	G	A	PTS	PIM		
1998-99	USNTDP	U-18	6	1	4	5	8	-	-	-	-	-	-	-	-	-	-	-	-	
	USNTDP	USHL	54	10	23	33	151	-	-	-	-	-	-	-	-	-	-	-	-	
1999-00	USNTDP	USHL	28	3	8	11	60	-	-	-	-	-	-	-	-	-	-	-	-	
	USNTDP	NAHL	3	0	2	2	0	-	-	-	-	-	-	-	-	-	-	-	-	
	Boston University	H-East	25	1	11	12	52	-	-	-	-	-	-	-	-	-	-	-	-	
2000-01	Boston University	H-East	28	6	13	19	82	-	-	-	-	-	-	-	-	-	-	-	-	
2001-02	Boston University	H-East	37	5	15	20	78	-	-	-	-	-	-	-	-	-	-	-	-	
2002-03	Boston University	H-East	36	5	16	21	76	-	-	-	-	-	-	-	-	-	-	-	-	
2003-04	Philadelphia	NHL	1	0	0	0	0	0	0	0	0	0	1	15:24	-	-	-	-	-	
	Philadelphia	AHL	59	14	14	28	50	-	-	-	-	-	-	-	12	0	3	3	8	
2004-05	Philadelphia	AHL	59	6	9	15	71	-	-	-	-	-	-	21	3	9	12	34		
2005-06	Philadelphia	NHL	57	6	21	27	33	10	2	0	0	68	17:56	6	0	1	1	8		
2006-07	Philadelphia	NHL	25	2	3	5	14	-4	1	0	0	27	18:38	-	-	-	-	-		
	NY Islanders	NHL	35	0	3	3	24	0	0	0	0	14	16:36	-	-	-	-	-		
2007-08	Phoenix	NHL	5	0	0	0	0	-4	0	0	0	2	6:43	-	-	-	-	-		
	San Antonio	AHL	8	0	2	2	12	-	-	-	-	-	-	-	-	-	-	-		
	NY Islanders	NHL	52	3	9	12	22	6	0	0	2	49	19:54	-	-	-	-	-		
2008-09	NY Islanders	NHL	27	4	5	9	14	-19	0	0	1	36	20:59	-	-	-	-	-		
2009-10	NY Islanders	NHL	64	4	11	15	40	-2	0	0	0	56	16:46	-	-	-	-	-		
NHL/Thrashers Totals (6 seasons)			266	19	52	71	147	-13	3	0	3	253	18:01							



# FREDRIK MODIN

LEFT WING

HEIGHT: 6-4

WEIGHT: 220

SHOOTS: LEFT

BORN: OCTOBER 8, 1974

SUNDSVALL, SWEDEN

# 19

**2009-10 SEASON:** Split the season between the Columbus Blue Jackets and Los Angeles Kings, totaling 11 points (5g, 6a) in 44 games ... Began the season with Columbus and tallied six points (2g, 4a) in 24 games ... Made his season debut on 12/12 vs. ANA after missing the first 31 games of the season due to injury ... Earned his first point (1a) of the season on 12/19 at COL ... Scored his first goal, the game winner, on 12/28 vs. DET ... Recorded points in back-to-back games (1g, 1a) on 2/4 and 2/14 ... Traded to Los Angeles on 3/3 and tallied five points (3g, 2a) in 20 games with the Kings ... Collected a season-high two points (1g, 1a) on 3/8 vs. CBJ ... Added four points (3g, 1a) in six post-season games ... Scored goals in each of the first two playoff games on 4/15 and 4/17 ... Earned points in back-to-back games from 4/21-4/23.

**PROFESSIONAL CAREER:** Recorded 452 points (225g, 227a) in 858 career NHL games with Toronto, Tampa Bay, Columbus and Los Angeles ... Added 26 points (14g, 12a) in 57 post-season games and won the Stanley Cup in 2004 with the Lightning ... **2008-09:** Tallied 25 points (9g, 16a) in 50 games with the Blue Jackets ... Earned a season-high two assists on 10/17 vs. NSH ... Recorded points in three straight games from 11/3-11/7, posting three points (2g, 1a) during that stretch ... Collected three points (2g, 1a) during a three-game point streak from 11/29-12/4 ... Tied his season-high with two points (1g, 1a) on 1/3 at STL ... Matched his season-high with two assists on 1/21 at CGY ... Scored one goal in four Stanley Cup Playoff games ... **2007-08:** Recorded 12 points (6g, 6a) in 23 games with Columbus ... Tallied his 200th career assist on 10/5 vs. ANA ... Missed six games from 10/17-10/27 due to a groin injury ... Missed 35 games from 11/4-11/17 due to a back injury ... Returned for five games and scored two goals ... Missed six games from 1/31-2/10 with a hamstring injury ... Missed four games from 3/2-3/9 ... Played his 100th game as a Blue Jacket on 3/16 vs. DET ... Missed the season's final seven games with a concussion ... **2006-07:** Earned 42 points (22g, 20a) in 79 games during his first season with the Blue Jackets ... Ranked second in goals, game-winning goals (4) and shots (220), while tying for third in points ... Recorded his third-straight and fifth overall 20-goal season ... Tied a Columbus franchise record with a career-high 10 shots on 11/24 at PHI ... Played in his 700th career game and scored one goal on 1/5 at ANA ... Scored his 200th career goal on 3/15 at ANA ... Posted his 20th goal of the season and his 400th career point on 3/25 vs. STL ... **2005-06:** Collected 54 points (31g, 23a) in 77 games with Tampa Bay ... Tied for second on the team in goals, was fifth in points, and seventh in assists ... Ranked second on the team with a plus-five rating ... Scored 30 goals for the second time in his career ... Tallied eight points (4g, 4a) during a five-game point streak from 11/20-11/27 ... Recorded his third career hat trick on 1/28 at PHI ... Posted nine points (4g, 5a) during a six-game point streak from 3/17-4/3 ... **2003-04:** Collected 57 points (29g, 28a) and a plus-31 rating in all 82 games with Tampa Bay ... Set career-highs in games played, assists, points and plus/minus rating ... Ranked fourth in the NHL in plus/minus ... Had 17 multiple-point games and topped the 20-goal mark for the first time since 2000-01 ... Tallied two assists on 11/11 vs. CAR for his 50th career multiple-point game ... Posted his second career hat trick on 1/3 vs. PHI ... Recorded 19 points (8g, 11a) in 23 playoff games while helping the Lightning capture the Stanley Cup Championship ... Set playoff career-highs in games played, goals, assists and

points ... Scored the game-winning goal in Game Seven of the Eastern Conference Finals vs. PHI ... **2002-03:** Recorded 40 points (17g, 23a) in 76 games with Tampa Bay ... Scored his first-career shorthanded goal on 1/28 at PHI ... Appeared in his 500th career NHL game on 3/31 at BOS ... Scored two goals in 11 playoff games ... Scored his first-career playoff goal in Game Two of the Eastern Conference Quarterfinals on 4/12 vs. WSH ... **2001-02:** Tallied 31 points (14g, 17a) in 54 games with the Lightning ... Missed 26 games due to a wrist injury ... Ranked second on the team with four game-winning goals ... Had six multiple-point games ... Recorded nine points (4g, 5a) during an eight-game point streak from 11/21-12/8 ... **2000-01:** Posted 56 points (32g, 24a) in 76 games with Tampa Bay ... Led the team in goals and power play goals (8), and tied for the team lead in game-winning goals (4) ... Ranked second in points ... Was named to his first All-Star Game and posted four assists, which tied the second highest assist total in All-Star Game history ... Won the NHL's Hardest Shot Competition (102.1 mph) ... Had 14 multiple-point games ... Scored his first career hat trick on 10/22 at NYR ... Tied a career-long goal streak with six goals in four games from 10/15-10/22 ... **1999-2000:** Earned 48 points (22g, 26a) in 80 games with the Lightning ... Tied for first on the team in games played, was second in goals and points, and tied for second in assists ... Ranked first on team in game-winning goals (5) ... **1998-99:** Posted 31 points (16g, 15a) in 67 games with Toronto ... Appeared in eight Stanley Cup Playoff games ... **1997-98:** Earned 32 points (16g, 16a) in 74 games with the Maple Leafs ... Ranked third on the team in game-winning goals (4) and tied for fourth in goals ... **1996-97:** Tallied 13 points (6g, 7a) in 76 games during his rookie season with Toronto ... Made his NHL debut on 10/5 vs. ANA ... Recorded his first career point (1a) on 10/22 vs. SJ ... Scored his first career goal on 11/7 at OTT ... Scored two goals for his first multiple-point game on 12/23 vs. PIT.

**EUROPEAN CAREER:** Recorded 67 points (25g, 42a) in 102 career games with Brynas and Timra of the Swedish Elite League ... **2004-05:** Appeared in 43 games with Timra, posting 36 points (12g, 24a).

**INTERNATIONAL CAREER:** Represented Sweden in international competition eight times, including the World Junior Championships, World Championships, World Cup of Hockey and Winter Olympics ... Won Gold Medals at the 1998 World Championships and 2006 Winter Olympics.

**PERSONAL:** Lists winning the Stanley Cup as his favorite hockey memory ... His favorite sports other than hockey are golf and tennis ... Would be a carpenter if he were not playing hockey ... Worked in a lumber yard as his first job ... He and his wife, Linda, have one son, Jesper, and one daughter, Ida.

**CAREER TRANSACTIONS:** Selected by Toronto in the third round, 64th overall, of the 1994 NHL Entry Draft ... Acquired by Tampa Bay from Toronto for Cory Cross and a seventh-round selection (Ivan Kolozvary) in the 2001 NHL Entry Draft on Oct. 1, 1999 ... Acquired by Columbus from Tampa Bay with Fredrik Norrena for Marc Denis on June 30, 2006 ... Acquired by Los Angeles from Columbus for future considerations on March 3, 2010 ... Signed by the Thrashers as a free agent on Sept. 6, 2010.

## CAREER VS NHL

TEAM	GP	G	A	PTS
ANAHEIM	26	5	6	11
ATLANTA	32	14	15	29
BOSTON	32	10	7	17
BUFFALO	32	4	5	9
CALGARY	22	2	10	12
CAROLINA	38	15	17	32
CHICAGO	37	10	5	15
COLORADO	30	8	8	16
COLUMBUS	8	2	2	4
DALLAS	33	4	10	14
DETROIT	40	8	7	15
EDMONTON	24	3	7	10
FLORIDA	36	10	14	24
LOS ANGELES	26	5	5	10
MINNESOTA	16	2	2	4
MONTREAL	32	7	11	18
NASHVILLE	27	5	5	10
NEW JERSEY	30	10	9	19
N.Y. ISLANDERS	32	9	9	18
N.Y. RANGERS	27	15	12	27
OTTAWA	32	5	8	13
PHILADELPHIA	31	12	4	16
PHOENIX	32	7	7	14
PITTSBURGH	32	11	7	18
SAN JOSE	25	5	6	11
ST. LOUIS	33	11	8	19
TAMPA BAY	7	2	1	3
TORONTO	24	4	8	12
VANCOUVER	24	6	3	9
WASHINGTON	38	14	9	18

## CAREER HIGHLIGHTS

First NHL Game: 10/5/96 vs. ANA

First NHL Goal: 11/7/96 at OTT (Rhodes)

First NHL Assist: 10/22/96 vs. SJ

Most Goals, Game: 3 (3x), last – 1/28/06 at PHI

Most Assists, Game: 3 (2x), last – 3/30/00 vs. OTT

Most Points, Game: 4, 11/17/99 at ATL (1g, 3a)

Most Penalty Minutes, Game: 15, 3/22/03 at PHX

Most Shots, Game: 10, 11/24/06 at PHI

Most Time On Ice, Game: 25:48, 12/23/05 vs. BUF

Longest Point Scoring Streak: 8 games, 11/21/01-12/8/01 (4g, 5a)

Longest Goal Scoring Streak: 4 games (2x), last – 10/15/00-10/22/00 (6g)

Longest Assist Streak: 4 games, 3/19/06-3/25/06 (5a)

Hat Tricks: 3 (3x), last – 1/28/06 at PHI

Multiple-Point Games: 96 (1, 4-point; 13, 3-point; 82, 2-point)

Penalty Shots, Career: 1 (0 goals), 4/10/10 at EDM (Dubnyk)

Shootout Attempts: 0-3

## CAREER STATISTICS

Year	Team	League	REGULAR SEASON													PLAYOFFS						
			GP	G	A	PTS	PIM	+/-	PP	SH	GW	S	ATOI	GP	G	A	PTS	PIM				
1991-92	Timra	Sweden-2	11	1	0	1	0	-	-	-	-	-	-	-	-	-	-	-	-	-	-	-
1992-93	Timra	Sweden-2	30	5	7	12	12	-	-	-	-	-	-	-	-	-	-	5	1	0	1	0
1993-94	Timra	Sweden-2	30	16	15	31	36	-	-	-	-	-	-	-	-	-	-	2	0	1	1	6
1994-95	Brynas	Sweden	38	9	10	19	33	-	-	-	-	-	-	-	-	-	-	14	4	4	8	6
1995-96	Brynas	Sweden	22	4	8	12	22	-	-	-	-	-	-	-	-	-	-	-	-	-	-	-
1996-97	Toronto	NHL	76	6	7	13	24	-14	0	0	0	85	-	-	-	-	-	-	-	-	-	-
1997-98	Toronto	NHL	74	16	16	32	32	-5	1	0	4	137	11:33	-	-	-	-	-	-	-	-	-
1998-99	Toronto	NHL	67	16	15	31	35	14	1	0	3	108	13:33	8	0	0	0	6	-	-	-	-
1999-00	Tampa Bay	NHL	80	22	26	48	18	-26	3	0	5	167	15:32	-	-	-	-	-	-	-	-	-
2000-01	Tampa Bay	NHL	76	32	24	56	48	-1	8	0	4	217	17:15	-	-	-	-	-	-	-	-	-
2001-02	Tampa Bay	NHL	54	14	17	31	27	0	2	0	4	141	19:05	-	-	-	-	-	-	-	-	-
2002-03	Tampa Bay	NHL	76	17	23	40	43	7	2	1	4	179	17:22	11	2	0	2	18	-	-	-	-
2003-04	Tampa Bay	NHL	82	29	28	57	32	31	5	1	2	206	18:11	23	8	11	19	10	-	-	-	-
2004-05	Timra	Sweden	43	12	24	36	58	-	-	-	-	-	-	7	1	1	2	8	-	-	-	-
2005-06	Tampa Bay	NHL	77	31	23	54	56	5	12	1	4	221	19:35	5	0	0	0	6	-	-	-	-
2006-07	Columbus	NHL	79	22	20	42	50	-3	6	0	4	220	19:06	-	-	-	-	-	-	-	-	-
2007-08	Columbus	NHL	23	6	6	12	20	1	2	0	1	41	16:50	-	-	-	-	-	-	-	-	-
2008-09	Columbus	NHL	50	9	16	25	28	2	2	0	0	113	16:52	4	1	0	1	0	-	-	-	-
2009-10	Columbus	NHL	24	2	4	6	12	-6	0	0	2	35	14:40	-	-	-	-	-	-	-	-	-
	Los Angeles	NHL	20	3	2	5	14	-2	2	0	0	32	14:54	6	3	1	4	2	-	-	-	-
NHL Totals (13 seasons)			858	225	227	452	439	3	46	3	37	1902	16:42	57	14	12	26	42	-	-	-	-



# JOHNNY ODUYA

## DEFENSE

HEIGHT: 6-0

WEIGHT: 190

SHOOTS: LEFT

BORN: OCTOBER 1, 1981

STOCKHOLM, SWEDEN

# 29

**2009-10 SEASON:** Recorded 13 points (3g, 10a) in 67 games with New Jersey and Atlanta ... Began the season with the Devils and posted four points (2g, 2a) in 40 games ... Established a season-high plus-three rating on 10/22 at NYR ... Earned his first point of the season with one goal on 12/5 vs. DET ... Tallied his first assist of the season on 1/8 vs. TB ... Tallied two points (1g, 1a) over a three-game span from 1/27-1/31 ... Registered nine points (1g, 8a) in 27 games with the Thrashers after being acquired on 2/4 ... Earned his first assist as a Thrasher on 2/10 at COL ... Tallied assists in three straight games (3a) from 2/10-2/13 ... Matched his season-high with a plus-three rating on 3/4 vs. NYI ... Earned points in back-to-back games (1g, 1a) from 3/9-3/11, including his first goal as a Thrasher on 3/11 at CBJ ... Posted a season-high plus-three rating for the third time this season on 3/21 at PHI ... Collected assists in back-to-back games (2a) on 4/1 and 4/3 ... Appeared in his 300th career game on 4/10 vs. PIT.

**PROFESSIONAL CAREER:** Appeared in 300 NHL games with New Jersey and Atlanta, posting 79 points (18g, 61a) and a plus-51 rating ... Added two assists in 18 Stanley Cup Playoff games with the Devils ... **2008-09:** Tallied 29 points (7g, 22a) in 82 games for New Jersey ... Set new career-highs in games played, points, goals and assists ... Was one of five Devils players and the only defenseman to appear in every regular-season game ... Led New Jersey defensemen in goals, tied for second in points, assists and plus/minus rating (plus-21) ... Tied his career-high with three assists on 11/1 vs. ATL ... Earned two points (1g, 1a), including the game-winning goal in overtime on 11/26 at FLA ... Scored his first-career short-handed goal on 12/12 vs. NYR ... Earned points in three straight games from 1/21-1/29, collecting four points (1g, 3a) during that stretch ... Appeared in his 200th career game on 1/29 at BOS ... Posted a season-high four-game point streak from 2/26-3/3, registering five points (2g, 3a) in those games and scored his second overtime goal of the season on 3/3 at TOR ... Appeared in seven Stanley Cup Playoff games, earning a plus-three rating ... **2007-08:** Earned 26 points (6g, 20a) in 75 games with the Devils ... Led the team with a career-high plus-27 rating ... Led Devils defensemen in goals and ranked second in points and assists ... Collected his first point of the season (1a) on 11/3 at NYR ... Recorded points in back-to-back games from 1/4-1/5, posting two points (1g, 1a) during that span ... Registered a career-high four points (1g, 3a) on 1/22 at PHI ... Posted a three-game assist streak (3a) from

2/1-2/4 ... Scored a career-high two goals on 3/28 vs. PHI ... Tallied two assists on 4/1 at NYI ... Added one assist in five post-season contests ... **2006-07:** Appeared in 76 games with the Devils during his rookie campaign, posting 11 points (2g, 9a) ... Made his NHL debut in the season-opening game on 10/6 at CAR ... Collected his first career NHL point (1a) on 11/9 vs. CHI and tallied assists in back-to-back games (2a) from 11/9-11/11 ... Scored his first career NHL goal on 12/19 vs. ATL ... Missed six games from 1/6-1/16 with a shoulder injury ... Posted assists in back-to-back games (2a) from 3/6-3/8 ... Made his Stanley Cup Playoff debut, recording one assist in six games ... Recorded his first career post-season point (1a) in Game Four of the Eastern Conference Quarterfinals on 4/18 at TB.

**AMATEUR CAREER:** Made his North American debut during the 2000-01 season, recording 68 points (14g, 54a) in 68 Quebec Major Junior Hockey League games with Moncton and Victoriaville ... Added 13 points (4g, 9a) in 13 QMJHL post-season contests.

**EUROPEAN CAREER:** Spent nine total seasons in Sweden, including three in the Swedish Elite League from 2003-04 to 2005-06 ... Tallied Elite League career-highs in points (19), goals (8) and assists (11) in 47 games with Frolunda HC Goteborg in 2005-06.

**INTERNATIONAL CAREER:** Represented Sweden in international competition twice, including the 2010 Winter Olympics and 2009 World Championships.

**PERSONAL:** Lists watching Sweden win the Olympic gold medal in 1994 as his favorite hockey memory ... His brother, Fredrik, was drafted by the San Jose Sharks in 1993 ... His first job was landscaping at a cemetery.

**CAREER TRANSACTIONS:** Selected by Washington in the seventh round, 221st overall, of the 2001 NHL Entry Draft ... Signed by New Jersey as a free agent on July 25, 2006 ... Acquired by the Thrashers from New Jersey with Niclas Bergfors, Patrice Cormier, a first-round choice in the 2010 Draft (later traded to Chicago - Chicago selected Kevin Hayes) and a second-round choice in the 2010 Draft (later traded to Chicago - Chicago selected Justin Holl) for Ilya Kovalchuk, Anssi Salmela and a second-round choice in the 2010 Draft (Jonathon Merrill).

## CAREER VS NHL

TEAM	GP	G	A	PTS
ANAHEIM	3	0	0	0
ATLANTA	14	1	3	4
BOSTON	13	1	2	3
BUFFALO	16	0	2	2
CALGARY	2	0	0	0
CAROLINA	17	2	1	3
CHICAGO	5	0	2	2
COLORADO	4	0	3	3
COLUMBUS	3	1	0	1
DALLAS	4	0	0	0
DETROIT	3	1	1	2
EDMONTON	2	0	1	1
FLORIDA	17	2	3	5
LOS ANGELES	5	1	1	2
MINNESOTA	4	1	1	2
MONTREAL	14	1	1	2
NASHVILLE	3	0	1	1
NEW JERSEY	1	0	0	0
N.Y. ISLANDERS	24	0	7	7
N.Y. RANGERS	24	1	4	5
OTTAWA	14	1	4	5
PHILADELPHIA	25	4	8	12
PHOENIX	5	0	1	1
PITTSBURGH	27	0	5	5
SAN JOSE	3	0	0	0
ST. LOUIS	1	0	0	0
TAMPA BAY	15	0	2	2
TORONTO	16	1	2	3
VANCOUVER	1	0	1	1
WASHINGTON	15	0	5	5

## CAREER HIGHLIGHTS

First NHL Game: 10/6/06 at CAR  
 First NHL Goal: 12/19/06 vs. ATL (Lehtonen)  
 First NHL Assist: 11/9/06 vs. CHI  
 Most Goals, Game: 2, 3/28/08 vs. PHI  
 Most Assists, Game: 3 (2x), last – 11/1/08 vs. ATL  
 Most Points, Game: 4, 1/22/08 at PHI (1g, 3a)  
 Most Penalty Minutes, Game: 5, 3/17/07 vs. CAR  
 Most Shots, Game: 5, 3/28/08 vs. PHI  
 Most Time On Ice, Game: 31:02, 1/2/07 vs. NYR  
 Longest Point Scoring Streak: 4 games, 2/26/09-3/3/09 (2g, 3a)  
 Longest Goal Scoring Streak: 2 games, 3/1/09-3/3/09 (2g)  
 Longest Assist Streak: 3 games (4x), last – 2/10/10-2/13/10 (3a)  
 Hat Tricks: None  
 Multiple-Point Games: 8 (1, 4-point; 1, 3-point; 6, 2-point)  
 Penalty Shots, Career: None  
 Shootout Attempts: None

## CAREER STATISTICS

Year	Team	League	REGULAR SEASON													PLAYOFFS					
			GP	G	A	PTS	PIM	+/-	PP	SH	GW	S	ATOI	GP	G	A	PTS	PIM			
1996-97	Hammarby	Sweden Jr.	13	0	0	0	-	-	-	-	-	-	-	-	-	-	-	-	-	-	
1997-98	Hammarby	Sweden Jr.	26	3	11	14	70	-	-	-	-	-	-	-	-	-	-	-	-	-	
1998-99	Hammarby	Sweden Jr.	38	14	31	45	45	-	-	-	-	-	-	-	-	-	-	-	-	-	
1999-00	Hammarby	Sweden Jr.	33	3	18	21	48	-	-	-	-	-	-	-	-	-	-	-	-	-	
	Hammarby	Sweden-2	1	0	0	0	0	-	-	-	-	-	-	-	-	-	-	-	-	-	
2000-01	Moncton	QMJHL	44	11	38	49	147	-	-	-	-	-	-	-	-	-	-	-	-	-	
	Victoriaville	QMJHL	24	3	16	19	112	-	-	-	-	-	-	-	-	-	-	-	-	-	
2001-02	Hammarby	Sweden-2	46	11	14	25	66	-	-	-	-	-	-	-	-	-	-	-	-	-	
2002-03	Hammarby	Sweden-2	48	15	25	40	200	-	-	-	-	-	-	-	-	-	-	-	-	-	
2003-04	Djurgarden	Sweden	42	4	4	8	173	-	-	-	-	-	-	-	-	-	-	-	-	-	
2004-05	Djurgarden	Sweden	49	2	4	6	139	-	-	-	-	-	-	-	-	-	-	-	-	-	
2005-06	Frolunda	Sweden	47	8	11	19	95	-	-	-	-	-	-	-	-	-	-	-	-	-	
2006-07	New Jersey	NHL	76	2	9	11	61	-5	0	0	0	55	18:30	6	0	1	1	6	-	-	
2007-08	New Jersey	NHL	75	6	20	26	46	27	2	0	0	63	19:01	5	0	1	1	6	-	-	
2008-09	New Jersey	NHL	82	7	22	29	30	21	1	1	4	108	20:52	7	0	0	0	2	-	-	
2009-10	New Jersey	NHL	40	2	2	4	18	2	0	0	0	44	21:11	-	-	-	-	-	-	-	
	ATLANTA	NHL	27	1	8	9	12	6	0	0	0	24	21:22	-	-	-	-	-	-	-	
NHL Totals (4 seasons)			300	18	61	79	167	51	3	1	4	44	21:11	18	0	2	2	14	-	-	
Thrashers Totals (1 season)			27	1	8	9	12	6	0	0	0	24	21:22	-	-	-	-	-	-	-	-



# ONDREJ PAVELEC

**GOALTENDER**

**HEIGHT: 6-3**

**WEIGHT: 220**

**CATCHES: LEFT**

**BORN: AUGUST 31, 1987**

**KLADNO, CZECH REPUBLIC**

# 31

**2009-10 SEASON:** Appeared in 42 games during his first full NHL season, earning a 14-18-7 record with two shutouts, a 3.29 goals-against average and a .906 save percentage ... Set new career-highs in games played, wins, shutouts, GAA and save percentage ... Began the season with back-to-back wins on 10/3 and 10/8, posting a 2.50 GAA and a .929 save percentage in those games ... Won two straight starts from 10/31-11/3, posting a 2.50 GAA and a .944 save percentage in those games ... Made a career-high 50 saves on a career-most 51 shots against on 10/31 at OTT ... Recorded his first-career shutout with 38 saves on 11/13 vs. LA ... Won back-to-back starts for the third time this season from 11/25-11/27 ... Posted his second shutout, with a 40 save performance, on 11/25 at DET ... Recorded his first career point with one assist on 1/12 vs. OTT ... Posted a 3-0-1 record over a four-game span from 1/12-1/19, earning a 2.23 GAA and a .933 save percentage ... Was a member of the Czech Republic team at the 2010 Winter Olympics.

**PROFESSIONAL CAREER:** Appeared in 61 NHL games with the Thrashers, posting a 20-28-7 record with a 3.33 GAA and a .902 save percentage ... Earned a 51-36-5 record with five shutouts, a 2.69 GAA and a .912 save percentage in 92 career games with Chicago (AHL) ... Appeared in 24 post-season games with Chicago, while helping the Wolves capture the 2008 Calder Cup Championship ... **2008-09:** Appeared in 40 games with Chicago (AHL), earning an 18-20-2 record with three shutouts, a 2.58 GAA and a .914 save percentage ... Set new career bests for shutouts, GAA and save percentage ... Also appeared in 12 NHL games with Atlanta, posting a 3-7-0 record with a 3.61 GAA and a .880 save percentage ... Earned four consecutive wins with Chicago from 10/17-10/25, recording one shutout, a 1.50 GAA and a .945 save percentage during that span ... Earned his second shutout of the season with a 35-save performance on 10/29 vs. Providence ... Earned his first recall of the season by Atlanta on 11/1 ... Earned a 2-0-0 record in three appearances during his first stint with the Thrashers ... Re-assigned to Chicago on 11/10 and recalled two days later for the second time this season ... Appeared in six games with Atlanta during his second recall from 11/12-12/19 ... Returned to the Wolves lineup on 12/21 vs. Rockford and won four straight starts from 2/21-3/1, recording one shutout, a 0.75 GAA and a .978 save percentage in that span ... Recalled by Atlanta for the third time on 4/5 and played one game on 4/7 vs. WSH ... **2007-08:** Posted a 33-16-3 record with two shutouts, a 2.77 GAA and a .911 save percentage in 52 games with the Chicago Wolves (AHL) ... Ranked first among rookies and second overall in the AHL in wins ... Earned his first AHL win in his debut on 10/6 at Houston ... Recalled by Atlanta on 10/19 ... Posted a 3-3-0 record with a 3.11 GAA and a .904 save percentage in seven appearances with the Thrashers ... Made his NHL debut in relief duty on 10/20 at TB ... Collected his first NHL win in his first start on 11/3 at TB ... Posted a three-game winning streak from 11/3-11/9, earning a 1.98 GAA and a .942 save percentage during that stretch ... Re-assigned to the Wolves on 12/1 ... Recorded a season-high seven-game winning streak from 12/13-1/2, posting a 2.66 GAA and a .911 save percentage in those games ... Posted his first professional shutout on 2/8 at lowa ... Named the AHL Goaltender of the Month for February ... Earned his second shutout of the season on 4/5 vs. Quad City ... Earned a 16-8 record with two shutouts, a 2.34 GAA and a .921 save

percentage in 24 playoff games while leading the Wolves to the 2008 Calder Cup Championship ... Set a franchise record and became just the third goalie in AHL history to record 16 wins in a single post-season ... Made his professional playoff debut on 4/16 vs. Milwaukee ... Collected his first playoff win on 4/18 vs. Milwaukee ... Made 30 saves on 4/26 vs. Milwaukee to post his first professional playoff shutout ... Posted a five-game winning streak from 5/11-5/20 ... Made 25 saves in the Wolves Calder Cup-clinching win on 6/10 vs. Wilkes-Barre.

**AMATEUR CAREER:** Earned a 55-29 record with four shutouts and a 2.51 GAA in two seasons with Cape Breton (QM-JHL) from 2005-06 to 2006-07 ... **2006-07:** Posted a 28-11 with one shutout, a 2.52 GAA and a .908 save percentage in 43 games with Cape Breton ... Led QMJHL goaltenders in GAA and finished third in save percentage ... Earned the QMJHL's Jacques Plante Trophy with the lowest GAA among league goalies for the second consecutive season ... Named a QMJHL First-Team All-Star ... Earned a career-high in wins, which tied for fifth in the league ... Named the QMJHL's Player of the Month for January after posting a 4-0 record, a 1.49 GAA, .951 save percentage and one shutout in four games ... Earned an 11-5 record and led league goaltenders with a 2.29 GAA and .920 save percentage in 16 post-season games to help the Screaming Eagles reach the league semifinals ... **2005-06:** Made his North American debut with Cape Breton, posting a 27-18 record, three shutouts, a 2.51 GAA and a .929 save percentage in 47 games ... Named the QMJHL's Best Goaltender, Defensive Rookie of the Year and Rookie of the Year ... Selected as a QMJHL First-Team All-Star ... Named to the QMJHL All-Rookie Team ... Ranked second among rookie goalies in GAA and minutes ... Named QMJHL Rookie of the Month for February after going 7-2 with a 2.11 GAA and a .938 save percentage ... Posted a 4-5 record with a 2.25 GAA and a 926 save percentage in nine playoff games.

**EUROPEAN CAREER:** Spent two seasons with the Kladno organization in Czech Republic from 2003 to 2005 ... **2004-05:** Recorded a 2.31 GAA with seven shutouts and .929 save percentage in 39 games with Kladno of the Czech Republic Junior League ... Earned one shutout and a 2.45 GAA in 10 playoff games ... **2003-04:** Posted a 2.22 GAA and three shutouts with Kladno's under-17 team.

**INTERNATIONAL CAREER:** Won a Gold Medal at the 2010 IIHF World Championships and was a member of the 2010 Czech Republic Olympic Team ... Appeared in the 2007 World Junior Championships ... Helped the Czech Republic to fourth place at the 2005 World Under-18 Championships.

**PERSONAL:** Lists playing his first NHL game as his most memorable hockey moment ... Enjoys playing tennis, golf and soccer in his spare time ... Both his father and sister are hockey coaches in Czech Republic ... Resides in Kladno, Czech Republic, during the off-season ... Was a fan of Dominik Hasek growing up ... If he weren't playing hockey, would have like to have played pro soccer.

**CAREER TRANSACTIONS:** Selected by the Thrashers in the second round, 41st overall, of the 2005 NHL Entry Draft.

## CAREER VS NHL

TEAM	GP	W-L-OT	GAA
ANAHEIM	-	-	-
ATLANTA	-	-	-
BOSTON	4	0-1-1	6.55
BUFFALO	1	0-0-1	1.94
CALGARY	-	-	-
CAROLINA	5	2-3-0	4.03
CHICAGO	1	0-0-1	3.69
COLORADO	-	-	-
COLUMBUS	2	0-2-0	2.54
DALLAS	1	1-0-0	4.92
DETROIT	1	1-0-1	0.00
EDMONTON	-	-	-
FLORIDA	2	2-0-0	2.00
LOS ANGELES	1	1-0-0	0.00
MINNESOTA	-	-	-
MONTREAL	2	1-0-1	2.40
NASHVILLE	-	-	-
NEW JERSEY	3	1-1-0	3.02
N.Y. ISLANDERS	3	1-2-0	4.20
N.Y. RANGERS	-	-	-
OTTAWA	6	3-3-0	2.39
PHILADELPHIA	1	1-0-0	1.00
PHOENIX	1	0-0-1	1.85
PITTSBURGH	4	0-4-0	5.22
SAN JOSE	1	0-0-0	0.00
ST. LOUIS	2	1-1-0	2.52
TAMPA BAY	6	2-2-1	3.38
TORONTO	4	2-1-1	3.26
VANCOUVER	1	0-1-0	4.07
WASHINGTON	9	1-7-0	4.10

## CAREER HIGHLIGHTS

First NHL Game: 10/20/07 at TB

First NHL Victory: 10/20/07 at TB

Most Saves, Game: 50, 10/31/09 at OTT

Most Shots Faced, Game: 51, 10/31/09 at OTT

30-or-More Shots Faced, Game: 35, last – 4/9/10 at WSH

40-or-More Shots Faced, Game: 10, last – 4/9/10 at WSH

Longest Winning Streak, Career: 3 games, 11/3/07-11/9/07

Shutouts: 2, last – 11/25/09 at DET (40 saves)

Overtime Record: 2-3-0

Shootout Record: 0-4

Shootout: 5 saves-11 shots, .455%

Penalty Shots Record: 1 shot – 1 save, 1/16/10 at CAR (Staal) – no goal

## CAREER STATISTICS

Year	Team	League	REGULAR SEASON									PLAYOFFS					
			GP	W	L	OT	MINS	GA	SO	GAA	GP	W	L	MINS	GA	SO	GAA
2003-04	Kladno	Czech U-17	38	-	-	-	2079	77	3	2.22							
2004-05	Kladno	Czech Jr.	39	-	-	-	2218	85	7	2.30	10	-	-	587	24	1	2.45
	HK LEV Slany	Czech-3	1	-	-	-	60	4	0	4.00	-	-	-	-	-	-	-
2005-06	Cape Breton	QMJHL	47	27	18	0	2578	108	3	2.51	9	4	5	507	19	0	2.25
2006-07	Cape Breton	QMJHL	43	28	11	0	2335	98	1	2.52	16	11	5	970	37	2	2.29
2007-08	ATLANTA	NHL	7	3	3	0	347	18	0	3.11	-	-	-	-	-	-	-
	Chicago	AHL	52	33	16	5	3033	140	2	2.77	24	16	8	1438	56	2	2.34
2008-09	ATLANTA	NHL	12	3	7	0	599	36	0	3.61	-	-	-	-	-	-	-
	Chicago	AHL	40	18	20	2	2417	104	3	2.58	-	-	-	-	-	-	-
2009-10	ATLANTA	NHL	42	14	18	7	2317	127	2	3.29	-	-	-	-	-	-	-
NHL/Thrashers Totals (3 seasons)			61	20	28	7	3264	181	2	3.33	-	-	-	-	-	-	-



# RICH PEVERLEY

**CENTER**

**HEIGHT: 6-0**

**WEIGHT: 195**

**SHOOTS: RIGHT**

**BORN: JULY 8, 1982**

**KINGSTON, ONTARIO**

# 47

**2009-10 SEASON:** Tallied 55 points (22g, 33a) in 82 games with the Thrashers ... Set new career-highs in games played, goals, assists, points, game-winning goals (7), power play goals (7), shorthanded goals (2), and shots (166) ... Led the team and tied for fourth in the NHL in game-winning tallies ... Ranked second on the team in power-play goals, third in points and goals, and was fourth in assists ... Recorded at least one shot on goal in 75-of-82 games ... Tied his career-high with three points (2g, 1a) in the season-opening game on 10/3 vs. TB ... Posted a career-high eight-game point streak from 10/16-11/3, recording 12 points (5g, 7a) in those games and matched his career-high with three points (1g, 2a) on 11/3 at STL ... Tied his career-high with three points (1g, 2a) for the third time this season on 11/12 at NYR ... Recorded six points (1g, 5a) during a three-game point streak from 11/12-11/15 ... Scored game-winning goals in back-to-back games on 11/27 and 11/28 ... Tied his career-high with three points (2g, 1a) for the fourth time on 12/17 vs. DAL ... Earned four points (1g, 3a) over a three-game point/assist streak from 3/2-3/6 ... Tallied his 100th career point on 3/2 vs. FLA ... Skated in a career-high 23:54 of ice time on 4/10 vs. PIT.

**PROFESSIONAL CAREER:** Recorded 110 points (42g, 68a) in 194 career NHL games with Nashville and Atlanta ... Appeared in six Stanley Cup Playoff games with Nashville, collecting two assists ... Earned 168 points (56g, 112a) in 177 career American Hockey League games with Portland and Milwaukee ... Appeared in 80 ECHL games with South Carolina and Reading, posting 73 points (34g, 39a) ... **2008-09:** Tallied 44 points (15g, 29a) in 66 games with Nashville and Atlanta ... Set new career-highs in games played, points, goals, assists, power play goals (2), shorthanded goals (1), game-winning goals (5) and plus/minus rating (plus-13) ... Made his season debut with the Predators on 10/10 at STL ... Posted two assists on 10/15 at DAL ... Earned a three-game point streak from 10/15-10/18, recording four points (1g, 3a) in those games ... Claimed off waivers by the Thrashers on 1/10 ... Recorded 35 points (13g, 22a) in 39 games with Atlanta ... Made his Thrashers debut on 1/14 vs. OTT ... Earned a career-high three points (1g, 2a) in his second game with Atlanta on 1/16 vs. TOR ... Posted a career-high three assists on 1/17 at NSH ... Recorded points in four straight games from 1/16-1/21, collecting eight points (2g, 6a) in those games ... Tied his career-high with three points (1g, 2a) on 1/29 vs. NYI ... Scored the first shorthanded goal of his career on 2/24 vs. COL ... Scored a career-high two goals, including his fourth game-winner of the season, on 2/28 vs. CAR ... Recorded points in three straight games from 3/6-3/10, tallying three points (2g, 1a) in those contests ... Appeared in his 100th NHL game on 3/16 vs. WSH ... Tied a career-high with two goals on 4/3 at FLA ... **2007-08:** Recorded 10 points (5g, 5a) in 33 NHL games over three stints with the Predators ... Appeared in 45 games with the AHL's Milwaukee Admirals, posting 54 points (14g, 40a) ... Began the season in Milwaukee and recorded points in each of the first six games of the season, earning 11 points (2g, 9a) during that span ... Recalled by Nashville on 10/27 and made his season debut that night vs. FLA ... Appeared in five NHL games before returning to Milwaukee on 11/8 vs. Houston ... Earned a five-game point streak (2g, 5a) from 12/14-12/22 ... Collected a season-high four assists on

12/31 at Rockford ... Returned to the NHL on 1/15 vs. CGY ... Recorded his first NHL point (1a) of the season on 1/19 at STL ... Scored his first goal of the season with Nashville on 1/24 at PHX ... Earned his first career multiple-point game (1g, 1a) on 2/10 at PHX ... Named to the 2008 AHL All-Star Classic, but missed the event to due his NHL recall ... Returned to the Admirals lineup on 2/19 vs. Quad City ... Tied his season-high with four points (1g, 3a) on 2/21 at Iowa and on 3/1 at Chicago ... Recorded points in each of his final five AHL games of the season from 2/27-3/8, posting 12 points (4g, 8a) during that stretch ... Recalled by Nashville for the third time on 3/10 ... Scored his first career game-winning goal on 3/15 at DET ... Earned his second multiple-point game (1g, 1a) on 4/1 at STL ... Earned two assists in six Stanley Cup Playoff games ... **2006-07:** Collected one assist in 13 NHL games with Nashville and 68 points (30g, 38a) in 66 AHL games with Milwaukee ... Recorded points in each of the Admirals first five games (1g, 4a) ... Established a season-high with three points (1g, 2a) on 11/22 at Rochester ... Registered a career-high 15-game point streak from 11/29-12/27, earning 21 points (8g, 13a) during that streak ... Recorded at least one point in 14-of-15 games during the month of December, totaling 21 points (9g, 12a) during the month ... Earned his first-career NHL recall on 3/4 and made his NHL debut that night at ANA, recording one assist in the game ... Re-assigned to Milwaukee on 4/2 and appeared in four playoff games, earning three points (1g, 2a) ... **2005-06:** Recorded 46 points (12g, 34a) in 65 AHL games with Milwaukee ... Appeared in 11 ECHL games with Reading, posting 15 points (4g, 11a) ... Ranked third on the Admirals in assists and was fourth in points ... Earned a season-high three points on 12/3 at Grand Rapids (1g, 2a) and 1/27 at Cleveland (1g, 2a) ... **2004-05:** Recorded 58 points (30g, 28a) in 69 games with South Carolina (ECHL) and played in one game with Portland (AHL) during his first professional season ... Ranked second on South Carolina in goals and fourth in points.

**AMATEUR CAREER:** Earned 117 points (44g, 73a) in 138 games over four seasons with St. Lawrence University (ECAC) from 2000-01 to 2003-04 ... **2003-04:** Led his team and tied for second in ECAC scoring with 42 points (17g, 25a) ... Set collegiate career-highs for points, goals, assists and games played (41) ... **2002-03:** Led St. Lawrence and tied for 10th in the ECAC with 38 points (15g, 23a) in 34 games ... **2001-02:** Led the team and tied for 10th in the ECAC with 31 points (10g, 21a) in 34 games ... **2000-01:** Recorded six points (2g, 4a) in 29 games during his freshman season.

**INTERNATIONAL CAREER:** Represented Canada in the 2010 IIHF World Championships, posting four points (1g, 3a) in seven games.

**PERSONAL:** He and his wife, Nathalie, have one daughter, Isabelle, and reside in Guelph, Ontario in the off-season ... Lists his first NHL game as his most memorable hockey moment ... If he weren't playing hockey, would like to be a professional race car driver ... Enjoys watching soccer in his spare time ... Lists Jeremy Roenick as his favorite player growing up.

**CAREER TRANSACTIONS:** Signed by Nashville as a free agent on Jan. 17, 2007 ... Claimed by the Thrashers off waivers from Nashville on Jan. 10.



## CAREER VS NHL

TEAM	GP	G	A	PTS
ANAHEIM	5	1	2	3
ATLANTA	-	-	-	-
BOSTON	5	0	0	0
BUFFALO	6	0	3	3
CALGARY	8	0	2	2
CAROLINA	10	6	1	7
CHICAGO	7	1	0	1
COLORADO	7	2	1	3
COLUMBUS	9	1	1	2
DALLAS	7	2	3	5
DETROIT	11	1	2	3
EDMONTON	6	0	2	2
FLORIDA	12	3	1	4
LOS ANGELES	3	0	2	2
MINNESOTA	1	0	0	0
MONTREAL	7	3	5	8
NASHVILLE	3	0	3	3
NEW JERSEY	5	2	1	3
N.Y. ISLANDERS	6	2	5	7
N.Y. RANGERS	6	1	5	6
OTTAWA	6	1	3	4
PHILADELPHIA	6	3	2	5
PHOENIX	6	2	4	6
PITTSBURGH	5	1	1	2
SAN JOSE	6	1	1	2
ST. LOUIS	9	1	3	4
TAMPA BAY	11	2	5	7
TORONTO	5	2	3	5
VANCOUVER	5	1	2	3
WASHINGTON	11	3	5	8

## CAREER HIGHLIGHTS

First NHL Game: 3/4/07 at ANA

First NHL Goal: 1/24/08 at PHX

First NHL Assist: 3/4/07 at ANA

Most Goals, Game: 2 (5x), last – 12/17/09 vs. DAL

Most Assists, Game: 3, 1/17/09 at NSH

Most Points, Game: 3 (7x), last – 12/17/09 vs. DAL

Most Penalty Minutes, Game: 5, 12/19/08 vs. VAN

Most Shots, Game: 6 (2x), last – 4/3/09 vs. FLA

Most Time On Ice, Game: 23:54, 4/10/10 vs. PIT

Longest Point Scoring Streak: 8 games, 10/16/09-11/3/09 (5g, 7a)

Longest Goal Scoring Streak: 3 games, 2/24/09-2/28/09 (4g)

Longest Assist Streak: 3 games (5x), last – 3/2/10-3/6/10 (3a)

Hat Tricks: None

Multiple-Point Games: 23 (7, 3-point, 16, 2-point)

Penalty Shots: None

Shootout Attempts: 5-16, 31.3%

## CAREER STATISTICS

Year	Team	League	REGULAR SEASON													PLAYOFFS							
			GP	G	A	PTS	PIM	+/-	PP	SH	GW	S	ATOI	GP	G	A	PTS	PIM					
2000-01	St. Lawrence	ECAC	29	2	4	6	4	-	-	-	-	-	-	-	-	-	-	-	-	-	-	-	
2001-02	St. Lawrence	ECAC	34	10	21	31	18	-	-	-	-	-	-	-	-	-	-	-	-	-	-	-	
2002-03	St. Lawrence	ECAC	34	15	23	38	12	-	-	-	-	-	-	-	-	-	-	-	-	-	-	-	
2003-04	St. Lawrence	ECAC	41	17	25	42	34	-	-	-	-	-	-	-	-	-	-	-	-	-	-	-	
2004-05	Portland	AHL	1	0	0	0	0	-	-	-	-	-	-	-	-	-	-	-	-	-	-	-	
	South Carolina	ECHL	69	30	28	58	72	-	-	-	-	-	-	-	-	-	-	-	-	-	-	-	
2005-06	Milwaukee	AHL	65	12	34	46	44	-	-	-	-	-	-	-	-	-	-	-	-	-	-	-	
	Reading	ECHL	11	4	11	15	4	-	-	-	-	-	-	-	-	-	-	-	-	-	-	-	
2006-07	Nashville	NHL	13	0	1	1	0	-1	0	0	0	0	9	7:31	-	-	-	-	-	-	-	-	
	Milwaukee	AHL	66	30	38	68	62	-	-	-	-	-	-	-	-	-	-	-	-	-	-	-	
2007-08	Nashville	NHL	33	5	5	10	8	4	0	0	2	43	10:20	6	0	2	2	0	-	-	-	-	
	Milwaukee	AHL	45	14	40	54	50	-	-	-	-	-	-	-	-	-	-	-	-	-	-	-	
2008-09	Nashville	NHL	27	2	7	9	15	-3	0	0	0	42	12:07	-	-	-	-	-	-	-	-	-	
	ATLANTA	NHL	39	13	22	35	18	16	2	1	5	75	18:49	-	-	-	-	-	-	-	-	-	
2009-10	ATLANTA	NHL	82	22	33	55	36	-14	7	2	7	166	18:39	-	-	-	-	-	-	-	-	-	
NHL Totals (4 seasons)			194	42	68	110	77	2	9	3	14	335	15:37	6	0	2	2	0	-	-	-	-	
Thrashers Totals (2 seasons)			121	35	55	90	54	2	9	3	12	241	18:44	-	-	-	-	-	-	-	-	-	-



# JIM SLATER

**CENTER**

**HEIGHT: 6-0**

**WEIGHT: 200**

**SHOOTS: LEFT**

**BORN: DECEMBER 9, 1982**

**LAPEER, MICHIGAN**

# 23

**2009-10 SEASON:** Appeared in 61 games with the Thrashers, recording 18 points (11g, 7a) ... Set a new career-high in goals ... Tied career-highs with one power play goal and two game-winning goals ... Awarded with the 2010 Dan Snyder Memorial Trophy and was co-winner of the Gilner-Reeves Community Service Award ... Scored his first goal of the season on 12/17 vs. DAL ... Tied his career-high with two goals on 1/5 at PIT ... Scored three goals over a two-game span from 1/5-1/7 ... Earned seven points (4g, 3a) over an eight-game stretch from 1/5-1/19 ... Appeared in his 300th career game on 1/16 at CAR ... Matched his season and career-high with two goals, including the game winner, on 1/28 at PHI ... Tied his career-high with six shots on 2/6 vs. FLA ... Recorded points in back-to-back games (1g, 1a) on 2/13 and 3/2 ... Collected his second game-winning goal of the season on 3/16 vs. BUF ... Tied his season-high with two points (1g, 1a) on 3/18 vs. OTT ... Matched his career-high with six shots on goal on 3/25 vs. TOR.

**PROFESSIONAL CAREER:** Tallied 88 points (42g, 46a) and 261 penalty minutes in 335 career NHL games with Atlanta ... **2008-09:** Tallied 18 points (8g, 10a) in 60 games with the Thrashers ... Ranked second on the team with a career-high tying two shorthanded goals ... Scored his first goal of the season on 10/24 at DET ... Earned assists in back-to-back games from 12/3-12/6 ... Recorded his 10th point of the season with an assist on 1/4 vs. TB ... Earned four points (2g, 2a) over a six-game stretch from 12/30-1/10 ... Recorded points in back-to-back games (1g, 1a) from 1/17-1/20 ... Missed 15 games with a shoulder injury from 1/21-2/26 ... Returned from injury and scored his sixth goal of the season on 3/3 vs. FLA ... Recorded three points (2g, 1a) in five games from 3/3-3/12 ... Scored his second shorthanded goal of the season, fourth of his career, on 4/5 at WSH ... **2007-08:** Appeared in 69 games for Atlanta, posting 13 points (8g, 5a) ... Set a new career best and tied for the team lead with two shorthanded goals ... Set a new career high with two assists and posted a season-high plus-two rating on 12/7 vs. NYR ... Missed nine games with a lower-body injury from 12/29-1/15 ... Appeared in three games with the Chicago Wolves (AHL) on a conditioning assignment from 1/16-1/23 ... Scored his first two goals of the season in back-to-back games on 1/30 vs. PIT and 2/1 vs. BUF ... Posted goals in back-to-back games on 3/1 at BOS and 3/2 at PIT ... Appeared in his 200th career NHL game on 3/5 vs. CAR ... Earned his first-career two-goal game, including the first shorthanded tally of his career, on 3/21 vs. WSH ... Scored his second-career shorthanded goal on 3/28 at CAR ... **2006-07:** Played in a career-high 74 games, recording 19 points (5g, 14a) ... Set a new career-high in assists and ranked fifth on the team with a plus-eight rating ... Missed four games with a lower-body injury from 11/30-12/7 ... Played in his 100th career NHL game on 12/15 vs. WSH ... Set career-high with three-game point streak (1g, 2a) from 12/26-12/30 ... Recorded assists in career-high tying consecutive games for the third time in his career from 12/27-12/30 ... Took a career-high six shots on goal on 1/1 at OTT ... Matched career-high with two points (1g, 1a) on 2/1 vs. NYI ... Tied career-high three-game point streak (2g, 2a) from 2/1-2/6 ... Earned two assists over a three-game span from 3/8-3/12 ... Made his NHL post-season debut on 4/12 vs. NYR ... Appeared in four playoff games ... **2005-06:** Recorded 20 points (10g, 10a) in 71 games during his rookie season with the Thrashers ... Earned 18 of his 20

points at even strength ... Made his NHL debut on 10/5 at FLA ... Earned two points (1g, 1a) in four games with the Wolves ... recalled by Atlanta on 10/22 after being re-assigned to Chicago on 10/6 ... Earned his first NHL point with one assist on 1/4 at WSH ... Scored his first NHL goal on 11/9 vs. PIT ... Earned six points (3g, 3a) over a six-game span from 11/4-11/16 ... Skated in a career-high 19:27 of ice time on 3/6 vs. FLA ... Won 57.6% of his face-offs (84-for-146) during the final 22 games, including winning 91% (10-for-11) on 3/18 vs. PHI ... Earned a two-game goal and point streak (2g) from 4/1-4/3.

**AMATEUR CAREER:** Recorded 172 points (64g, 108a) and 144 penalty minutes in 157 career games with Michigan State University from 2001 to 2005 ... Missed just six games during his four-year tenure and appeared in 88 consecutive games from 3/7/03 to 3/19/05, including every game of his junior and senior seasons ... Named Michigan State's MVP in consecutive seasons (2003-04 and 2004-05) ... Two-time selection to the CCHA First All-Conference Team (2002-03 and 2003-04) ... **2004-05:** Ranked fifth in the CCHA and shared 11th in the nation with a team-best and career-high tying 48 points (16g, 32a) in 41 games with MSU ... Tied for fourth in the CCHA, tied for ninth in the country and led the Spartans with a career-best 32 assists ... Tied for 18th in the CCHA and third on Michigan State with 16 goals ... Ranked third on MSU with a career-best eight power play goals ... **2003-04:** A Top 10 Finalist for the Hobey Baker Memorial Trophy ... Finalist for the CCHA Player of the Year Award ... Recipient of Michigan State's Outstanding Offensive Player Award ... Tied for 10th among all NCAA Division I players, tied for CCHA lead and led his team with 48 points (19g, 29a) in 42 games with the Spartans ... Tied for fourth in the CCHA and second on MSU with a career-best 19 goals ... Ranked fourth in the league and 11th in the nation with a team-best 29 assists ... Scored a career-high four game-winning goals ... Led CCHA with a career-best plus-27 rating ... Named CCHA Player of the Month for February ... **2002-03:** Recorded 44 points (18g, 26a) in 37 games with Michigan State ... Named to the NCAA Second All-American Team and named a CCHA First-Team All-Star ... Ranked 10th in the CCHA and led Michigan State underclassmen in points ... Ranked second on Spartans in goals, and was 10th in the league and third on team in assists ... **2001-02:** Recorded 32 points (11g, 21a) in 37 games as a freshman at Michigan State ... Led MSU freshmen in goals, assists and points ... Ranked second on the team in assists and was fourth in points and assists ... Honored as Michigan State's Rookie of the Year ... Named to the CCHA All-Rookie Team.

**INTERNATIONAL CAREER:** Member of the United States team at the 2006 World Championships in Riga, Latvia, tallying one assist in seven games ... Played for USA at the 2002 World Junior Championships, recording five points (1g, 4a) in seven games ... Led team in assists and was third in points.

**PERSONAL:** Spends the off-season in Michigan and California ... His father, Bill, played defensive line for the Minnesota Vikings and New England Patriots ... Enjoys playing golf, tennis and watching movies in his spare time.

**CAREER TRANSACTIONS:** Selected by the Thrashers in the first round, 30th overall, of the 2002 NHL Entry Draft.

## CAREER VS NHL

TEAM	GP	G	A	PTS
ANAHEIM	3	0	0	0
ATLANTA	-	-	-	-
BOSTON	17	2	2	4
BUFFALO	15	2	4	6
CALGARY	4	0	1	1
CAROLINA	31	6	4	10
CHICAGO	3	1	1	2
COLORADO	4	0	0	0
COLUMBUS	5	0	0	0
DALLAS	3	1	0	1
DETROIT	3	1	0	1
EDMONTON	3	1	0	1
FLORIDA	29	2	7	9
LOS ANGELES	3	1	1	2
MINNESOTA	4	0	0	0
MONTREAL	15	1	2	3
NASHVILLE	6	1	0	1
NEW JERSEY	17	1	0	1
N.Y. ISLANDERS	18	2	5	7
N.Y. RANGERS	14	2	2	4
OTTAWA	19	2	4	6
PHILADELPHIA	15	3	1	4
PHOENIX	3	0	1	1
PITTSBURGH	17	7	1	8
SAN JOSE	2	0	1	1
ST. LOUIS	4	0	0	0
TAMPA BAY	30	2	4	6
TORONTO	14	1	2	3
VANCOUVER	4	0	0	0
WASHINGTON	30	3	3	6

## CAREER HIGHLIGHTS

First NHL Game: 10/5/05 at FLA

First NHL Goal: 11/9/05 vs. PIT

First NHL Assist: 11/4/05 at WSH

Most Goals, Game: 2 (3x), last – 1/28/10 at PHI

Most Assists, Game: 2, 12/7/07 vs. NYR

Most Points, Game: 2 (10x), last – 3/18/10 vs. OTT

Most Penalty Minutes, Game: 10 (3x), last – 3/6/09 vs. MTL

Most Shots, Game: 6 (3x), last – 3/25/10 vs. TOR

Most Time On Ice, Game: 19:27, 3/6/06 vs. FLA

Longest Point Scoring Streak: 3 games (3x), last – 1/17/09-3/3/09 (2g, 1a)

Longest Goal Scoring Streak: 2 games (6x), last – 3/16/10-3/18/10 (2g)

Longest Assist Streak: 2 games (4x), last – 12/3/08-12/6/08 (2a)

Hat Tricks: None

Multiple-Point Games: 10 (10, 2-point)

Penalty Shots: 2 (0 goals), last – 10/29/09 vs. WSH (Varlamov) – no goal

Shootout Attempts: 1-1, 100%

## CAREER STATISTICS

Year	Team	League	REGULAR SEASON													PLAYOFFS				
			GP	G	A	PTS	PIM	+/-	PP	SH	GW	S	ATOI	GP	G	A	PTS	PIM		
1998-99	Cleveland	NAHL	50	13	20	33	58	-	-	-	-	-	-	-	2	0	0	0	2	
1999-00	Cleveland	NAHL	56	35	50	85	129	-	-	-	-	-	-	-	3	1	3	4	4	
2000-01	Cleveland	NAHL	48	27	37	64	122	-	-	-	-	-	-	-	6	6	6	12	6	
2001-02	Michigan State	CCHA	37	11	21	32	50	-	-	-	-	-	-	-	-	-	-	-	-	
2002-03	Michigan State	CCHA	37	18	26	44	26	-	-	-	-	-	-	-	-	-	-	-	-	
2003-04	Michigan State	CCHA	42	19	29	48	38	-	-	-	-	-	-	-	-	-	-	-	-	
2004-05	Michigan State	CCHA	41	16	32	48	30	-	-	-	-	-	-	-	-	-	-	-	-	
2005-06	ATLANTA	NHL	71	10	10	20	46	1	1	0	0	108	10:05	-	-	-	-	-		
	Chicago	AHL	4	0	2	2	2	-	-	-	-	-	-	-	-	-	-	-	-	
2006-07	ATLANTA	NHL	74	5	14	19	62	8	0	0	2	90	10:13	4	0	0	0	2		
2007-08	ATLANTA	NHL	69	8	5	13	41	-10	0	2	0	95	10:23	-	-	-	-	-		
	Chicago	AHL	3	0	0	0	0	-	-	-	-	-	-	-	-	-	-	-	-	
2008-09	ATLANTA	NHL	60	8	10	18	52	0	0	2	0	94	11:14	-	-	-	-	-		
2009-10	ATLANTA	NHL	61	11	7	18	60	1	1	0	2	107	12:12	-	-	-	-	-		
NHL/Thrashers Totals (5 seasons)			335	42	46	88	261	0	2	4	4	494	10:46	4	0	0	0	2		



# BRENT SOPEL

# 3

## DEFENSE

**HEIGHT: 6-2**

**SHOOTS: RIGHT**

**WEIGHT: 205**

**BORN: JANUARY 7, 1977**

**SASKATOON, SASKATCHEWAN**

**2009-10 SEASON:** Appeared in 73 games with the Chicago Blackhawks, posting eight points (1g, 7a) ... Skated in a season-high 22:53 of ice time on 10/24 vs. NSH ... Tallied his first point of the season (1a) on 11/9 vs. COL ... Scored his lone goal on 11/15 vs. SJ ... Earned one assist and a season-high plus-three rating on 11/25 at SJ ... Matched his season-high with a plus-three rating on 12/31 vs. NJ ... Posted assists in back-to-back games on 4/7 and 4/9 ... Tied his season-high with a plus-three rating, for the third time this season, on 4/9 at COL ... Added six points (1g, 5a) in 22 playoff games, while helped lead Chicago to the 2010 Stanley Cup Championship.

**PROFESSIONAL CAREER:** Appeared in 588 NHL games with Vancouver, the NY Islanders, Los Angeles and Chicago, earning 211 points (42g, 169a) ... Added 17 points (3g, 14a) in 64 career post-season games with Vancouver and Chicago ... Won the 2010 Stanley Cup with the Blackhawks ... **2008-09:** Appeared in 23 games with Chicago, posting two points (1g, 1a) ... Missed 51 games due to injury ... Scored his only goal of the season, the game-winning tally, on 10/31 vs. DAL ... **2007-08:** Posted 20 points (1g, 19a) in 58 games with the Blackhawks ... Tied for third among Chicago defenseman in assists and ranked fourth in points and plus/minus (plus-nine) ... Missed seven games with a broken finger from 12/30-1/9 ... Scored his only goal of the season in his first game back from injury on 1/11 vs. MIN ... Posted four assists over a two-game span from 2/13-2/14 ... **2006-07:** Split the season between the Los Angeles Kings and Vancouver Canucks, totaling 28 points (5g, 23a) in 64 games ... Began the season with the Kings and recorded 23 points (4g, 19a) in 44 games ... Earned assists in three straight games from 10/7-10/12, posting four points (2g, 2a) during that stretch ... Scored a season-high two goals 10/30 vs. NYR ... Tallied two assists on 12/14 at SJ ... Matched his season-high with two assists on 12/29 at CGY ... Traded to Vancouver on 2/26 and posted five points (1g, 4a) in 20 regular season games with the Canucks ... Earned his first point (1a) with Vancouver in his second game on 3/1 vs. PHX ... Appeared in 11 Stanley Cup Playoff games with the Canucks ... **2005-06:** Split time between the NY Islanders and Los Angeles Kings, collecting 28 points (2g, 26a) in 68 total games ... Started the season in New York, earning 27 points (2g, 25a) in 57 games ... Posted a season-high four-game point streak from 11/23-11/29, tallying four points (1g, 3a) during that stretch ... Traded to Los Angeles on 3/8 and made his debut with the Kings on 3/16 ... Posted one assist in 11 games with the Kings ... **2004-05:** Did not play ... **2003-04:** Registered 42 points (10g, 32a) in 80 games with the Vancouver Canucks ... Set career-highs in points, goals and assists ... Led Vancouver defensemen in points and assists ... Tallied one assist in seven Stanley Cup Playoff games ... **2002-03:** Appeared in a career-high 81 games with Vancouver, collecting 37 points

(7g, 30a) ... Posted Stanley Cup Playoff career-highs in games played (14), goals (two), assists (six) and points (eight) ... **2001-02:** Skated in his first-full NHL campaign, collecting 25 points (8g, 17a) in 66 contests with the Canucks ... Recorded two assists in six post-season games ... **2000-01:** Appeared in 52 games with Vancouver, posting 14 points (4g, 10a) ... Made his Stanley Cup Playoff debut, skating in four games ... Recorded one assist in four games with the Kansas City Blades of the now-defunct International Hockey League ... **1999-2000:** Recorded six points (2g, 4a) in 18 games with Vancouver and 31 points (6g, 25a) in 50 American Hockey League games with the Syracuse Crunch ... **1998-99:** Made his NHL debut, scoring one goal in five games with Vancouver ... Recorded 31 points (10g, 21a) in 53 games with Syracuse (AHL) ... **1997-98:** Posted an AHL career-high 43 points (10g, 33a) during his first professional season with the Crunch ... **1996-97:** Made his professional debut, skating in two games with Syracuse (AHL) at the conclusion of his junior hockey season.

**AMATEUR CAREER:** Appeared in 207 Western Hockey League games with Saskatoon and Swift Current from 1993 to 1997, posting 155 points (35g, 120a) ... Added 22 points (6g, 16a) in 19 career WHL post-season contests.

**PERSONAL:** Spends his off-seasons in Chicago ... Would be a farmer if he were not playing hockey ... He and his wife, Kelly, have started their own charity called "Angels Get Their Wings", which purchases burial plots and headstones for deceased children from families who cannot afford to do so ... His first job was as a farmer's assistant ... Has two sons, Paul and Jacob, and two daughters, Lyla and Jayla.

**CAREER TRANSACTIONS:** Selected by Vancouver in the sixth round, 144th overall, of the 1995 NHL Entry Draft ... Acquired by the NY Islanders from Vancouver for a second-round selection in the 2006 NHL Entry Draft (later traded to Anaheim - Anaheim selected Bryce Swan) on Aug. 3, 2005 ... Acquired by Los Angeles from the NY Islanders with Mark Parrish for Denis Grebeshkov, Jeff Tambellini on March 8, 2006 ... Acquired by Vancouver from Los Angeles for Anaheim's second-round choice in the 2007 NHL Entry Draft (previously acquired - Los Angeles selected Wayne Simmonds) and a fourth-round selection in the 2008 NHL Entry Draft (later traded to Buffalo - Buffalo selected Justin Jokinen) on Feb. 26, 2006 ... Signed by Chicago as a free agent on Oct. 3, 2007 ... Acquired by the Thrashers from Chicago with Dustin Byfugle, Ben Eager, and Akim Aliu for Marty Reasoner, Jeremy Morin, Joey Crabb, a first-round choice in the 2010 Entry Draft (Chicago selected Kevin Hayes) and a second-round selection in the 2010 Entry Draft (Chicago selected Justin Holl) on June 24, 2010.

## CAREER VS NHL

TEAM	GP	G	A	PTS
ANAHEIM	30	1	6	7
ATLANTA	7	0	1	1
BOSTON	11	0	2	2
BUFFALO	12	1	4	5
CALGARY	33	5	7	12
CAROLINA	10	2	6	8
CHICAGO	16	2	7	9
COLORADO	34	2	14	16
COLUMBUS	28	0	10	10
DALLAS	26	1	6	7
DETROIT	32	1	5	6
EDMONTON	30	2	12	14
FLORIDA	10	0	2	2
LOS ANGELES	26	3	4	7
MINNESOTA	33	2	5	7
MONTREAL	11	1	4	5
NASHVILLE	30	2	8	10
NEW JERSEY	13	2	5	7
N.Y. ISLANDERS	7	1	2	3
N.Y. RANGERS	11	2	4	6
OTTAWA	13	0	2	2
PHILADELPHIA	11	0	4	4
PHOENIX	30	1	9	10
PITTSBURGH	10	0	5	5
SAN JOSE	30	5	8	13
ST. LOUIS	38	2	12	14
TAMPA BAY	10	0	3	3
TORONTO	12	2	7	9
VANCOUVER	12	0	0	0
WASHINGTON	12	2	5	7

## CAREER HIGHLIGHTS

First NHL Game: 4/5/99 at CHI

First NHL Goal: 4/10/99 vs. EDM (Salò)

First NHL Assist: 3/6/00 vs. TOR

Most Goals, Game: 2 (4x), last -10/30/06 vs. NYR

Most Assists, Game: 2 (22x), last -2/14/08 at NSH

Most Points, Game: 3 (6x), last -3/3/04 at COL (1g, 2a)

Most Penalty Minutes, Game: 12, 3/8/00 at DAL

Most Shots, Game: 7 (3x), last -2/11/06 at NJ

Most Time On Ice, Game: 32:03, 3/16/04 vs. NSH

Longest Point Scoring Streak: 7 games, 2/13/03-2/25/03 (1g, 7a)

Longest Goal Scoring Streak: 2 games (3x), last -10/7/06-10/10/06 (2g)

Longest Assist Streak: 5 games, 2/18/03-2/25/03 (5a)

Hat Tricks: None


Multiple-Point Games: 35 (6, 3-point; 29, 2-point)

Penalty Shots, Career: None

Shootout Attempts: None

## CAREER STATISTICS

Year	Team	League	REGULAR SEASON													PLAYOFFS				
			GP	G	A	PTS	PIM	+/-	PP	SH	GW	S	ATOI	GP	G	A	PTS	PIM		
1992-93	Sask. Legion	SMHL	36	7	17	24	95	-	-	-	-	-	-	-	-	-	-	-	-	-
1993-94	Sask. Blazers	SMHL	37	9	30	39	180	-	-	-	-	-	-	-	-	-	-	-	-	-
	Saskatoon	WHL	11	2	2	4	2	-	-	-	-	-	-	-	-	-	-	-	-	-
1994-95	Saskatoon	WHL	22	1	10	11	31	-	-	-	-	-	-	-	-	-	-	-	-	-
	Swift Current	WHL	41	4	19	23	50	-	-	-	-	-	-	-	3	0	3	3	0	0
1995-96	Swift Current	WHL	71	13	48	61	87	-	-	-	-	-	-	-	6	1	2	3	4	4
	Syracuse	AHL	1	0	0	0	0	-	-	-	-	-	-	-	-	-	-	-	-	-
1996-97	Swift Current	WHL	62	15	41	56	109	-	-	-	-	-	-	-	10	5	11	16	32	32
	Syracuse	AHL	2	0	0	0	0	-	-	-	-	-	-	-	3	0	0	0	0	0
1997-98	Syracuse	AHL	76	10	33	43	70	-	-	-	-	-	-	-	5	0	7	7	12	12
1998-99	Vancouver	NHL	5	1	0	1	4	-1	1	0	0	5	11:57	-	-	-	-	-	-	-
	Syracuse	AHL	53	10	21	31	59	-	-	-	-	-	-	-	-	-	-	-	-	-
1999-00	Vancouver	NHL	18	2	4	6	12	9	0	0	1	11	10:30	-	-	-	-	-	-	-
	Syracuse	AHL	50	6	25	31	67	-	-	-	-	-	-	4	0	2	2	8	8	8
2000-01	Vancouver	NHL	52	4	10	14	10	4	0	0	1	57	16:00	4	0	0	0	2	2	2
	Kansas City	IHL	4	0	1	1	0	-	-	-	-	-	-	-	-	-	-	-	-	-
2001-02	Vancouver	NHL	66	8	17	25	44	21	1	0	3	116	19:01	6	0	2	2	2	2	2
2002-03	Vancouver	NHL	81	7	30	37	23	-15	6	0	1	167	21:41	14	2	6	8	4	4	4
2003-04	Vancouver	NHL	80	10	32	42	36	11	6	0	2	173	21:55	7	0	1	1	0	0	0
2004-05	DID NOT PLAY																			
2005-06	NY Islanders	NHL	57	2	25	27	64	-9	2	0	0	121	23:34	-	-	-	-	-	-	-
	Los Angeles	NHL	11	0	1	1	6	-4	0	0	0	12	22:01	-	-	-	-	-	-	-
2006-07	Los Angeles	NHL	44	4	19	23	14	2	2	0	2	104	21:06	-	-	-	-	-	-	-
	Vancouver	NHL	20	1	4	5	10	0	0	0	0	27	18:24	11	0	0	0	0	2	2
2007-08	Chicago	NHL	58	1	19	20	28	9	0	0	0	56	20:18	-	-	-	-	-	-	-
2008-09	Chicago	NHL	23	1	1	2	8	-4	0	0	1	15	13:48	-	-	-	-	-	-	-
2009-10	Chicago	NHL	73	1	7	8	34	3	0	0	0	48	14:51	22	1	5	6	8	8	8
NHL TOTALS (11 seasons)			588	42	169	211	293	26	18	0	11	912	19:14	64	3	14	17	18	18	18



# CHRIS THORBURN

**RIGHT WING**

**HEIGHT: 6-3**

**WEIGHT: 230**

**SHOOTS: RIGHT**

**BORN: JUNE 3, 1983**

**SAULT STE. MARIE, ONTARIO**

# 27

**2009-10 SEASON:** Registered 13 points (4g, 9a) in 76 games for the Thrashers... Led the team and tied for fifth in the NHL with a career-high three shorthanded goals ... Tied for second on the Thrashers with three shorthanded points ... Established a new career-high with 9:58 of average time on ice ... Earned a career-high plus-six rating ... Tallied one assist in the season-opening game on 10/3 vs. TB ... Began the season with assists in back-to-back games ... Scored his first goal of the season and appeared in his 200th career game on 10/16 at NJ ... Called for a season-high 15 penalty minutes on 11/13 vs. LA ... Earned a plus-three rating over a two game stretch from 1/5-1/7 ... Skated in a season-high 14:43 of ice time on 1/12 vs. OTT ... Earned three assists over a five game span from 3/12-3/30.

**PROFESSIONAL CAREER:** Recorded 52 points (19g, 33a) in 272 career NHL games with Buffalo, Pittsburgh and Atlanta ... Appeared in 211 American Hockey League (AHL) games with Rochester, tallying 102 points (41g, 61a) and 398 penalty minutes ... Tallied six points (3g, 3a) in 20 AHL post-season contests ... **2008-09:** Played in all 82 games for Atlanta, earning 15 points (7g, 8a) ... Set new career highs for games played, goals, penalty minutes (104), shots (85) and average time on ice per game (9:35) ... Established a season-high with three shots on 10/14 vs. MIN ... Recorded his first point of the season with one assist and earned a season-high plus-two rating on 11/9 at CAR ... Scored his first goal of the year on 11/25 at TOR ... Earned three points (2g, 1a) over a four-game stretch from 12/2-12/10 ... Set a career high with 16:38 of ice time on 12/13 at BOS ... Tallied a season-high two points (1g, 1a) on 1/20 vs. MTL ... Registered points in back-to-back games from 1/20-1/21, including goals in consecutive games, earning three points (2g, 1a) in that span ... Scored his seventh goal, the game-winner, on 3/8 vs. CGY ... **2007-08:** Recorded 18 points (5g, 13a) in 73 games during his first season with the Thrashers ... Established new career highs in points and assists ... Took a career-high five shots on goal on two occasions ... Made his debut in a Thrashers uniform on 10/10 at OTT ... Scored his first goal of the season and first as a Thrasher on 11/9 at FLA ... Called for a career-high 17 penalty minutes on 1/18 at BUF ... Posted his first multiple-point game as a Thrasher with two points (1g, 1a) and earned a season-high plus-three rating in a season-high 14:58 of ice time on 3/13 vs. CGY ... Recorded a career-high two assists on 3/31 at TB ... Recorded eight points (2g, 6a) in the final 11 games of the season from 3/18-4/5 ... **2006-07:** Appeared in 39 games with Pittsburgh, recording five points (3g, 2a) and 69 penalty minutes ... Earned a plus or even rating in 32 out of 39 contests and finished season with a plus-one rating ... Recorded a season-high 10 penalty minutes on two occasions ... Took a season-high three shots on goal five times ... Averaged 7:53 of ice time in his first full NHL season ... Did not dress for 32 of Pittsburgh's final 35 regular-season games ... Scored his first-career NHL goal on 11/6 at ANA ... Tallied his first-career game-winning goal on 11/28 vs. NYI ... Skated in a season-high 13:37 of ice time on 12/1 at NJ ... Had a two-game point streak (1g, 1a) from 12/11-12/13 ... **2005-06:** Set AHL career highs with 77 games played, 23 goals, 27 assists and 50 points with Rochester ... Led the Amers with 11 power play goals and was third on the team in points ... Began the season with a three-game point streak from 10/7-10/14, recording four

points (1g, 3a) during that stretch ... Established a season-high three points (2g, 1a) on 11/11 vs. Manitoba and tied it on 11/23 vs. Binghamton ... Earned his first NHL recall on 12/2 and made his NHL debut that night vs. SJ ... Tallied his first NHL point with an assist on 12/4 vs. COL ... Posted a season-high five-game point streak (2g, 6a) from 1/3-1/15, including a season-high tying three points (1g, 2a) on 1/3 at Manitoba ... Collected four points (3g, 1a) over a three-game span from 2/17-2/19 ... **2004-05:** Recorded 29 points (12g, 17a) in 73 games with Rochester ... Scored the game-winning goal on 12/17 at St. John's ... Scored one goal and added one assist on 1/25 at Cleveland ... Registered two points (1g, 1a) on 1/28 vs. Binghamton ... **2003-04:** Posted 22 points (6g, 16a) in 58 games during his first professional season with Rochester ... Recorded five points (3g, 2a) in 16 Calder Cup Playoff games ... Missed 21 games with a foot injury ... Scored his first professional goal, on the power play, on 12/27 at Toronto ... Recorded his first professional assist on 12/28 vs. Syracuse ... Posted two points (1g, 1a) on 2/18 vs. San Antonio for his first-career multiple-point game ... Recorded two assists on 2/29 vs. Syracuse ... Registered an assist on 3/5 vs. Binghamton for points in back-to-back games ... Recorded a point in four of Rochester's final six games ... Assisted on goals in back-to-back games on 4/2 and 4/3, both vs. Syracuse ... Had two assists on 4/9 vs. Syracuse ... Recorded his first professional post-season point (assist) on 4/21 vs. Syracuse.

**AMATEUR CAREER:** Tallied 203 points (79g, 124a) and 333 penalty minutes in 253 career Ontario Hockey League (OHL) games with North Bay, Saginaw and Plymouth ... **2002-03:** Split the season between Saginaw and Plymouth, recording a career-high 71 points and 30 goals, and added 41 assists ... Led Saginaw with 38 points (19g, 19a) prior to being traded to Plymouth for Taylor Raszka on 1/6 ... Scored his first goal as a Whaler in a 4-2 win on 1/10 vs. Windsor ... Tallied two points (1g, 1a) on 1/11 vs. Sarnia ... Helped lead Plymouth to a West Division Title, recording 33 points (11g, 22a) in 27 games after the trade ... Ranked 13th in OHL playoff scoring with 20 points (11g, 9a) in 18 games and was named the Whalers MVP for the post season ... **2001-02:** Led North Bay with 58 points (15g, 43a) in 67 games ... Recorded a career-high 112 penalty minutes ... Led team with 43 assists ... Scored his first career post-season goal ... **2000-01:** Ranked fourth on North Bay with 54 points (22g, 32a) ... Scored eight power play goals ... **1999-00:** Ranked 10th in scoring on North Bay with 20 points (12g, 8a) in 56 games during his rookie OHL season ... Scored three power play goals and one shorthanded goal ... **1998-99:** Appeared in 40 games with Elliott Lake (NOJHA), recording 33 points (21g, 12a).

**PERSONAL:** He and his wife, Sara, and son, Bennett, spend their off-season in Atlanta ... Lists his first NHL goal as his favorite hockey memory ... Enjoys playing golf and watching baseball and football in his spare time ... Wayne Gretzky was his favorite player growing up.

**CAREER TRANSACTIONS:** Selected by Buffalo in the second round, 50th overall, of the 2001 NHL Entry Draft ... Claimed off waivers by Pittsburgh from Buffalo on Oct. 3, 2006 ... Acquired by the Thrashers for a third-round selection (Robert Bortuzzo) in the 2007 NHL Entry Draft on June 22, 2007.

## CAREER VS NHL

TEAM	GP	G	A	PTS
ANAHEIM	3	1	2	3
ATLANTA	1	0	0	0
BOSTON	12	0	0	0
BUFFALO	11	0	1	1
CALGARY	3	2	1	3
CAROLINA	23	1	3	4
CHICAGO	3	0	0	0
COLORADO	5	0	1	1
COLUMBUS	4	0	0	0
DALLAS	3	0	0	0
DETROIT	5	0	0	0
EDMONTON	3	0	0	0
FLORIDA	22	2	2	4
LOS ANGELES	3	0	0	0
MINNESOTA	3	0	0	0
MONTREAL	14	2	1	3
NASHVILLE	4	1	0	1
NEW JERSEY	16	1	2	3
N.Y. ISLANDERS	17	2	1	3
N.Y. RANGERS	14	0	3	3
OTTAWA	11	1	2	3
PHILADELPHIA	15	3	1	4
PHOENIX	2	0	0	0
PITTSBURGH	12	1	4	5
SAN JOSE	4	0	0	0
ST. LOUIS	5	0	1	1
TAMPA BAY	19	1	4	5
TORONTO	11	1	3	4
VANCOUVER	3	0	0	0
WASHINGTON	21	0	1	1

## CAREER HIGHLIGHTS

First NHL Game: 12/2/05 vs. SJ

First NHL Goal: 11/6/06 at ANA (Giguere)

First NHL Assist: 12/4/05 at COL

Most Goals, Game: 1 (19x), last – 1/30/10 at NSH

Most Assists, Game: 2, 3/31/08 at TB

Most Points, Game: 2 (4x), last – 1/20/09 vs. MTL (1g, 1a)

Most Penalty Minutes, Game: 17, 1/18/08 at BUF

Most Shots, Game: 5 (2x), last – 4/1/08 vs. FLA

Most Time On Ice, Game: 16:38, 12/13/08 at BOS

Longest Point Scoring Streak: 2 games (7x), last – 10/3/09-10/8/09 (2a)

Longest Goal Scoring Streak: 2 games, 1/20/09-1/21/09 (2g)

Longest Assist Streak: 2 games (4x), last – 10/3/09-10/8/09 (2a)

Hat Tricks: None

Multiple-Point Games: 4 (4, 2-point)

Penalty Shots: None

Shootout Attempts: 0-1

## CAREER STATISTICS

Year	Team	League	REGULAR SEASON													PLAYOFFS				
			GP	G	A	PTS	PIM	+/-	PP	SH	GW	S	ATOI	GP	G	A	PTS	PIM		
1999-00	North Bay	OHL	56	12	8	20	33	-	-	-	-	-	-	6	0	2	2	0		
2000-01	North Bay	OHL	66	22	32	54	64	-	-	-	-	-	-	4	0	1	1	9		
2001-02	North Bay	OHL	67	15	43	58	112	-	-	-	-	-	-	5	1	2	3	8		
2002-03	Saginaw	OHL	37	19	19	38	68	-	-	-	-	-	-	-	-	-	-	-		
	Plymouth	OHL	27	11	22	33	56	-	-	-	-	-	-	18	11	9	20	10		
2003-04	Rochester	AHL	58	6	16	22	77	-	-	-	-	-	-	16	3	2	5	18		
2004-05	Rochester	AHL	73	12	17	29	185	-	-	-	-	-	-	4	0	1	1	2		
2005-06	Buffalo	NHL	2	0	1	1	7	-1	0	0	0	1	6:52	-	-	-	-	-		
	Rochester	AHL	77	23	27	50	134	-	-	-	-	-	-	-	-	-	-	-		
2006-07	Pittsburgh	NHL	39	3	2	5	69	1	0	0	1	40	7:54	-	-	-	-	-		
	Wilkes-Barre	AHL	3	0	1	1	2	-	-	-	-	-	-	-	-	-	-	-		
2007-08	ATLANTA	NHL	73	5	13	18	92	-4	0	0	1	72	8:56	-	-	-	-	-		
2008-09	ATLANTA	NHL	82	7	8	15	104	-10	0	0	1	85	9:35	-	-	-	-	-		
2009-10	ATLANTA	NHL	76	4	9	13	89	6	0	3	0	63	9:58	-	-	-	-	-		
NHL Totals (5 seasons)			272	19	33	52	361	-8	0	3	3	261	9:15	-	-	-	-	-		
Thrashers Totals (3 seasons)			231	16	30	46	285	-8	0	3	2	220	9:30	-	-	-	-	-		



# BORIS VALABIK

## DEFENSE

HEIGHT: 6-7

WEIGHT: 255

SHOOTS: LEFT

BORN: FEBRUARY 14, 1986

NITRA, SLOVAKIA

# 5

**2009-10 SEASON:** Earned two assists in 23 games with the Thrashers, missing the majority of the season due to injury ... Missed 16 games due to an ankle injury from 10/8-11/15 ... Appeared in six games with the Chicago Wolves during a conditioning stint from 11/18-11/29 ... Made his Thrashers season debut on 12/9 at CGY and earned one assist ... Skated in a season-high 17:36 of ice time and collected a season-high seven penalty minutes on 12/10 at VAN ... his second assist of the season on 12/19 vs. NJ ... Matched his season-high with seven penalty minutes on 12/26 at TB ... Took a career-high three shots on goal on 12/21 vs. MTL and 1/26 vs. ANA ... Missed the final 26 games of the season with a knee injury from 2/6-4/10.

**PROFESSIONAL CAREER:** Has recorded seven assists and 210 penalty minutes in 80 NHL games with the Thrashers ... Recorded 20 points (4g, 16a), a plus-41 rating and 434 penalty minutes in 119 career AHL contests with Chicago ... Added five points (3g, 2a) and 108 penalty minutes in 32 AHL Calder Cup appearances ... **2008-09:** Recorded five assists in 50 games for the Thrashers in his rookie season ... Set career-highs for games played, points and assists ... Ranked second on the Thrashers with 132 penalty minutes ... Recorded three points (1g, 2a) and a plus-eight rating in 11 AHL games with the Chicago Wolves ... Recalled by Atlanta on 1/16 ... Made his Thrashers season debut on 1/16 vs. NYI ... Earned a season-high 12 penalty minutes on 12/6 at NYI ... Tallied his first NHL point with an assist on 12/10 vs. NYR ... Earned assists in consecutive games from 12/10-12/12 ... Posted assists in three straight games from 12/20-12/23 ... Earned a season-high plus-two rating on 1/17 at NSH ... Tied his season-high with a plus-two rating on 1/20 vs. MTL ... Collected a season-high tying 12 penalty minutes on 3/14 at BUF ... **2007-08:** Appeared in 58 regular-season games with Chicago (AHL), tallying eight points (1g, 7a) and 229 penalty minutes ... Ranked second on the team in penalty minutes and plus/minus with a plus-21 rating ... Registered his first career AHL multiple-point game with a career-high two assists on 11/9 vs. Syracuse ... Matched his career-high with two assists on 12/15 at Iowa ... Called for a season-high 16 penalty minutes on 1/25 at Rockford ... Scored his first goal of the season on 3/7 vs. Iowa ... Earned a career-high plus-four rating on 3/8 vs. Quad City ... Recalled by the Thrashers on 3/17 ... Made his NHL debut on 3/19 vs. CAR ... Appeared in seven games with the Thrashers during his first NHL season ... Called for a career-high 29 penalty minutes on 3/28 at CAR ... Recorded a shot in four-straight games from 3/28-4/5 ... Recorded 42 penalty minutes and averaged 16:41 of ice time with Atlanta ... Reassigned to Chicago by the Thrashers on 4/7 ... Saw action in 24 Calder Cup Playoff games with Chicago, recording four points (3g, 1a) and 71 penalty minutes ... Led the team and ranked second in the AHL in post-season penalty minutes ... Tallied a career-high two goals in the West Division Semifinals series-clinching game on 4/26 at Milwaukee ... **2006-07:** Finished his AHL rookie season with nine points (2g, 7a) and plus-12 rating in 50 games with Chicago (AHL) ... Second among team's rookies and fourth among team's defensemen with a plus-12 rating ... Topped Wolves with 184 penalty minutes ... Earned his first AHL assist/point on 10/7 at Peoria ... Earned four points (1g, 3a) over a 10-game span from 12/2-12/23 ... Missed 19 games with a high ankle sprain from 12/30-2/9 ... Recorded one assist

in eight post-season contests ... Tied for fourth among team's defensemen with a plus-three rating during playoffs ... Made AHL playoff debut on 4/20 vs. Milwaukee.

**AMATEUR CAREER:** Registered 30 points (4g, 26a) and 725 penalty minutes over three seasons with Kitchener (OHL) from 2003 to 2006 ... **2005-06:** Recorded 10 points (1g, 9a) in 52 games with Kitchener ... Ranked third in the league with a team-high 216 penalty minutes ... Added two assists and a team-high 14 penalty minutes in five post-season games ... Finished second in voting for best defensive defenseman and shared second for hardest in shot in 2005-06 OHL Western Conference Coaches Poll ... **2004-05:** Notched four assists in 43 games with Kitchener ... Led OHL defensemen, finished third in league and second on Rangers with 231 penalty minutes ... Ranked fifth among Kitchener defensemen in assists and points ... Missed 19 games due to injuries ... Scoreless with a team-best 56 penalty minutes in 15 post-season games ... **2003-04:** Notched 16 points (3g, 13a) in a career-high 68 games with Kitchener ... Set junior career-highs in goals, assists and points ... Ranked second in the OHL, led league rookies and topped league's defensemen with a career-best 278 penalty minutes ... Finished third among Kitchener defensemen and eighth among OHL rookie defensemen in scoring ... Named to CHL All-Rookie Team ... Registered four points (2g, 2a) in a four-game span from 11/7-11/14, including career-high two assists/points on 11/14 vs. Saginaw ... Set career highs with a four-game assist/point streak from 3/5-3/12 (4a) ... Scoreless with eight penalty minutes in five post-season contests.

**EUROPEAN CAREER:** Collected 14 points (2g, 12a) and 145 penalty minutes in 46 games with Nitra of the Slovakian junior league in 2002-03.

**INTERNATIONAL CAREER:** Has represented Slovakia in international competition on four occasions, including the 2009 World Championships, the 2005 and 2006 World Junior Championships, and the 2004 World Under-18 Championships ... Appeared in six games for Slovakia at the 2009 World Championships in Switzerland ... Tied for first among defensemen with five assists, and was tied for second with six points at the 2006 World Junior Championships, held in British Columbia ... Member of Slovakia at 2005 World Junior Championships in Grand Forks, N.D., and Thief River Falls, Minn., recording one assist and 20 penalty minutes in six games ... Tied for the team lead and eighth among all players in penalty minutes ... Helped Slovakia finish sixth at 2004 World Under-18 Championships, recording three assists and 26 penalty minutes in six games ... Led Slovakia's defensemen and tied for fourth among all defensemen at the tournament in scoring ... Shared team lead and was tied for second among all defensemen at tourney in assists ... Led Slovakia and tied for sixth among all players in penalty minutes.

**PERSONAL:** Favorite players growing up in Slovakia were Peter Bondra and Chris Pronger ... Began playing hockey at age six.

**CAREER TRANSACTIONS:** Selected by the Thrashers in the first round, 10th overall, of the 2004 NHL Entry Draft.



## CAREER VS NHL

TEAM	GP	G	A	PTS
ANAHEIM	1	0	0	0
ATLANTA	-	-	-	-
BOSTON	5	0	1	1
BUFFALO	3	0	0	0
CALGARY	2	0	1	1
CAROLINA	9	0	0	0
CHICAGO	-	-	-	-
COLORADO	2	0	0	0
COLUMBUS	-	-	-	-
DALLAS	1	0	0	0
DETROIT	-	-	-	-
EDMONTON	1	0	0	0
FLORIDA	8	0	0	0
LOS ANGELES	-	-	-	-
MINNESOTA	-	-	-	-
MONTREAL	5	0	0	0
NASHVILLE	2	0	0	0
NEW JERSEY	3	0	1	1
N.Y. ISLANDERS	4	0	1	1
N.Y. RANGERS	2	0	1	1
OTTAWA	4	0	0	0
PHILADELPHIA	4	0	0	0
PHOENIX	-	-	-	-
PITTSBURGH	3	0	0	0
SAN JOSE	1	0	0	0
ST. LOUIS	-	-	-	-
TAMPA BAY	8	0	1	1
TORONTO	4	0	1	1
VANCOUVER	2	0	0	0
WASHINGTON	6	0	0	0

## CAREER HIGHLIGHTS

First NHL Game: 3/19/08 vs. CAR  
 First NHL Goal: None  
 First NHL Assist: 12/10/08 vs. NYR  
 Most Goals, Game: None  
 Most Assists, Game: 1 (7x), last – 12/19/09 vs. NJ  
 Most Points, Game: 1 (7x), last – 12/19/09 vs. NJ  
 Most Penalty Minutes, Game: 29, 3/28/08 at CAR  
 Most Shots, Game: 3 (2x), last – 1/26/10 vs. ANA  
 Most Time On Ice, Game: 19:25, 4/1/08 vs. FLA  
 Longest Point Scoring Streak: 3 games, 12/20/08-12/23/08 (3a)  
 Longest Goal Scoring Streak: None  
 Longest Assist Streak: 3 games, 12/20/09-12/23/08 (3a)  
 Hat Tricks: None  
 Multiple-Point Games: None  
 Penalty Shots: None  
 Shootout Attempts: None

## CAREER STATISTICS

Year	Team	League	REGULAR SEASON													PLAYOFFS					
			GP	G	A	PTS	PIM	+/–	PP	SH	GW	S	ATOI	GP	G	A	PTS	PIM			
2002-03	Nitra	Slovakia Jr.	46	2	12	14	145	-	-	-	-	-	-	-	-	-	-	-	-	-	-
2003-04	Kitchener	OHL	68	3	13	16	278	-	-	-	-	-	-	-	-	-	5	0	0	0	8
2004-05	Kitchener	OHL	43	0	4	4	231	-	-	-	-	-	-	-	-	-	15	0	0	0	56
2005-06	Kitchener	OHL	52	1	9	10	216	-	-	-	-	-	-	-	-	-	5	0	2	2	14
2006-07	Chicago	AHL	50	2	7	9	184	-	-	-	-	-	-	-	-	-	8	0	1	1	37
2007-08	ATLANTA	NHL	7	0	0	0	42	-2	0	0	0	0	5	16:41	-	-	-	-	-	-	-
	Chicago	AHL	58	1	7	8	229	-	-	-	-	-	-	-	-	24	3	1	4	71	
2008-09	ATLANTA	NHL	50	0	5	5	132	-14	0	0	0	0	16	15:14	-	-	-	-	-	-	-
	Chicago	AHL	11	1	2	3	21	-	-	-	-	-	-	-	-	-	-	-	-	-	-
2009-10	ATLANTA	NHL	23	0	2	2	36	2	0	0	0	0	22	13:13	-	-	-	-	-	-	-
NHL/Thrashers Totals (3 seasons)			80	0	7	7	210	-14	0	0	0	0	43	14:47	-	-	-	-	-	-	-



# AKIM ALIU

**RIGHT WING**

**HEIGHT: 6-4**

**WEIGHT: 225**

**SHOOTS: RIGHT**

**BORN: APRIL 24, 1989**

**OKENE, NIGERIA**

**2009-10 SEASON:** Appeared in 47 American Hockey League games with the Rockford IceHogs, posting 17 points (11g, 6a) and 13 ECHL games with the Toledo Walleye, earning 14 points (5g, 9a) ... Began the season in Rockford and posted a three-game point streak from 10/10-10/14, recording three points (2g, 1a) during that stretch ... Earned points in five straight games from 1/10-1/22, collecting five points (2g, 3a) in those games ... Scored a season-high two goals, including his only game-winning tally of the season, on 1/30 at Grand Rapids ... Re-assigned to Toledo (ECHL) on 3/4 ... Tallied three points (2g, 1a) in his debut with the Walleye on 3/6 vs. Charlotte ... Earned points in five straight games from 3/20-3/28, posting seven points (1g, 6a) during that stretch ... Added two points (1g, 1a) in two ECHL post-season games.

**PROFESSIONAL CAREER:** Tallied 19 points (13g, 6a) in 55 AHL games with Rockford ... **2008-09:** Scored two goals in five games with Rockford at the conclusion of his junior career ... Scored one goal in one Calder Cup Playoff game ... **2007-08:** Made his professional debut, appearing in two games with Rockford after his junior season ended.

**AMATEUR CAREER:** Posted 167 points (76g, 91a) in 205 career Ontario Hockey League games with Windsor, Sudbury and London from 2005 to 2009 ... **2008-09:** Appeared in 45 games with Sudbury and London, totaling 44 points (18g, 26a) ... Began the season in London and posted 18 points (8g, 10a) in 16 games ... Scored two goals in his first game of the season on 10/24 at Sudbury ... Tallied points in six straight games (4g, 7a) from 11/21-12/12, including three, two-point efforts during that stretch ... Traded to Sudbury on 1/3 ... Earned one assist in his Sudbury debut on 1/8 at Brampton ... Tied his season-high with a six-game point streak from 1/15-1/31, earning eight points (5g, 3a) in those contests ... Recorded a season-high three points (2g, 1a) on 2/17 vs. Sault St. Marie ... Added three points (2g, 1a) in six post-season games ... **2007-08:** Tallied 61 points (28g, 33a) in 60 games with the London Knights ... Ranked third on the team in points and

goals, and ranked fourth in assists ... Earned a season-high three assists on 11/1 at Peterborough ... Posted three straight two-point games from 12/1-12/7 ... Registered a season-high four points (2g, 2a) on 12/14 vs. Erie ... Recorded points in a season-high seven straight games from 12/28-1/11, earning nine points (2g, 7a) in those games ... Finished the regular season with a four-game point streak, posting six points (3g, 3a) ... Recorded three points (2g, 1a) in five playoff contests ... **2006-07:** Appeared in 53 games with Sudbury, collecting 42 points (20g, 22a) ... Ranked fourth on the Wolves in goals and was fifth in points ... Tallied a season-high three points/assists on 9/29 vs. Toronto ... Matched that season-high with three points (2g, 1a) on 10/15 vs. Oshawa ... Earned points in four straight games from 11/17-12/1, collecting six points (4g, 2a) in those games ... Tied his season-high with three points (1g, 2a) on 12/7 at Windsor ... Added six points (1g, 5a) in 21 OHL playoff games ... **2005-06:** Made his OHL debut, recording 20 points (10g, 10a) in 47 games with Windsor and Sudbury ... Opened the season in Windsor and posted seven points (3g, 4a) in 18 games ... Scored his first-career OHL goal in his first-career game on 9/22 vs. Guelph ... Tallied a season-high two goals on 10/13 vs. Oshawa ... Traded to Sudbury and made his debut with the Wolves on 1/8 at Brampton ... Scored his first goal with the Wolves on 1/13 vs. London ... Earned a season-high two assists on 2/23 at Barrie ... Tallied one assist in six playoff games with Sudbury.

**PERSONAL:** Lists being drafted as his favorite hockey memory ... Enjoys reading and watching movies in his spare time ... Soccer is his favorite sport other than hockey.

**CAREER TRANSACTIONS:** Selected by Chicago in the second round, 56th overall, of the 2007 NHL Entry Draft ... Acquired by the Thrashers from Chicago with Dustin Byfuglien. Ben Eager and Brent Sopel for Marty Reasoner, Jeremy Morin, Joey Crabb, a first-round choice in the 2010 Entry Draft (Chicago selected Kevin Hayes) and a second-round selection in the 2010 Entry Draft (Chicago selected Justin Holl) on June 24, 2010.

## CAREER STATISTICS

Year	Team	League	REGULAR SEASON													PLAYOFFS				
			GP	G	A	PTS	PIM	+/-	PP	SH	GW	S	ATOI	GP	G	A	PTS	PIM		
2004-05	Toronto	GTHL	68	35	50	85	197	-	-	-	-	-	-	-	-	-	-	-	-	
2005-06	Windsor	OHL	18	3	4	7	25	-	-	-	-	-	-	-	-	-	-	-	-	
	Sudbury	OHL	29	7	6	13	54	-	-	-	-	-	-	6	0	1	1	7		
2006-07	Sudbury	OHL	53	20	22	42	104	-	-	-	-	-	-	21	1	5	6	50		
2007-08	London	OHL	60	28	33	61	133	-	-	-	-	-	-	5	2	1	3	15		
	Rockford	AHL	2	0	0	0	2	-	-	-	-	-	-	-	-	-	-	-		
2008-09	London	OHL	16	8	10	18	30	-	-	-	-	-	-	-	-	-	-	-		
	Sudbury	OHL	29	10	16	26	61	-	-	-	-	-	-	6	2	1	3	14		
	Rockford	AHL	5	2	0	2	14	-	-	-	-	-	-	1	1	0	1	0		
2009-10	Rockford	AHL	48	11	6	17	69	-	-	-	-	-	-	-	-	-	-	-		
	Toledo	ECHL	13	5	9	14	18	-	-	-	-	-	-	2	1	1	2	16		

# CHRIS CARROZZI

**GOALTENDER**

**HEIGHT: 6-3**

**WEIGHT: 195**

**CATCHES: LEFT**

**BORN: MARCH 2, 1990**

**OTTAWA, ONTARIO**



**2009-10 SEASON:** Earned a 19-10-5 record with five shutouts, a 2.36 GAA and a .916 save percentage in 37 Ontario Hockey League games with the Mississauga St. Michael's Majors ... Tied for the league lead in shutouts and ranked second in GAA ... Ranked third in the league in save percentage ... Honored as the OHL Goaltender of the Year and to the OHL First All-Star Team ... Earned his first win of the season on 10/2 vs. Brampton ... Recorded his first shutout of the season on 10/9 vs. Peterborough ... Earned wins in four straight games from 10/16-11/1, posting one shutout, a 1.75 GAA and a .932 save percentage during that stretch ... Registered two shutouts over a three-game span from 12/6-12/13 ... Earned the win at the 2010 OHL All-Star Classic on 2/3 ... Posted his fifth shutout of the season on 2/15 vs. Erie ... Made a season-high 50 saves on 2/18 at Windsor ... Posted a 5-1-1 record with one shutout, a 2.14 GAA and a .928 save percentage in eight post-season games ... Won his first five playoff starts from 3/19-4/1.

**AMATEUR CAREER:** Posted a 76-49-12 record with 11 shutouts, a 2.92 GAA and a .908 save percentage in 156 career OHL games with St. Michael's Majors from 2006 to 2010 ...

**2008-09:** Posted a 27-14-3 record with two shutouts, a 2.94 GAA and a .908 save percentage in 47 games with Mississauga St. Michael's ... Tied for eighth in the OHL in wins and ranked ninth in GAA ... Earned his first win of the season on 10/3 vs. Niagara ... Won three straight games from 10/3-10/11, posting a 1.33 GAA and a .950 save percentage in those games ... Posted his first shutout of the season on 10/26 vs. Ottawa ... Recorded a season-high six-game win streak from 12/12-12/28, posting a 3.33 GAA and a .894 save percentage during that span ... Registered his second shutout of the year on 1/9 at Sudbury ... Recorded back-to-back overtime wins on 2/8 and 2/10 ... Won four straight games from 2/22-3/6,

posting a 2.75 GAA and a .911 save percentage during that stretch ... Appeared in two OHL playoff games ... **2007-08:** Posted a 24-18-2 record with four shutouts, a 2.75 GAA and a .911 save percentage ... Earned his first win of the season, an overtime victory, on 10/5 vs. Windsor ... Won three straight games from 10/19-10/26, earning a 1.33 GAA and a .953 save percentage in those games ... Collected four straight wins from 11/23-11/30, earning one shutout, a 1.40 GAA and a .949 save percentage during that streak ... Recorded his first shutout of the season with a 41-save performance on 11/30 vs. Brampton ... Registered his second four-game win streak of the season from 12/2-12/14, posting a 2.00 GAA and a .931 save percentage ... Posted back-to-back shutouts on 1/5 vs. Kingston and 1/6 vs. Sudbury ... Recorded his fourth shutout of the season on 1/19 vs. Ottawa ... Closed out the regular season with three straight wins from 3/6-3/15 ... Appeared in four post-season games ... **2006-07:** Earned a 6-7-2 record with a 4.30 GAA and a .896 save percentage in 25 games during his first OHL season with Toronto St. Michael's Majors ... Made his OHL debut on 9/24 vs. Mississauga, stopped 13-of-14 shots in 26:11 of relief duty ... Earned his first career win on 10/1 vs. Sudbury ... Made a season-high 51 saves on 10/5 vs. Owen Sound ... Won back-to-back games for the first time in his career from 2/3-2/11.

**PERSONAL:** Lists winning the Under-18 gold medal with Canada as his favorite hockey memory ... Playing golf is his favorite spare time activity ... Was a fan of the Ottawa Senators and New Jersey Devils goaltender Martin Brodeur growing up.

**CAREER TRANSACTIONS:** Selected by the Thrashers in the sixth round, 154th overall, of the 2008 NHL Entry Draft.

## CAREER STATISTICS

Year	Team	League	REGULAR SEASON								PLAYOFFS						
			GP	W	L	OT	MINS	GA	SO	GAA	GP	W	L	MINS	GA	SO	GAA
2006-07	St. Michael's	OHL	25	6	7	2	1130	81	0	4.30	-	-	-	-	-	-	-
2007-08	St. Michael's	OHL	47	25	18	2	2505	115	4	2.75	4	0	4	240	18	0	4.50
2008-09	St. Michael's	OHL	47	27	14	3	2715	133	2	2.94	2	0	0	33	3	0	5.52
2009-10	St. Michael's	OHL	37	19	10	5	2089	82	5	2.36	8	5	1	448	16	1	2.14



# PATRICE CORMIER

**CENTER**

**HEIGHT: 6-2**

**WEIGHT: 215**

**SHOOTS: LEFT**

**BORN: JUNE 14, 1990**

**MONCTON, NEW BRUNSWICK**

**2009-10 SEASON:** Recorded 31 points (11g, 20a) in 31 games with Rimouski and Rouyn-Noranda of the Quebec Major Junior Hockey League ... Began the season in Rimouski, posting 26 points (11g, 15a) in 28 games ... Earned points in three straight games from 10/4-10/9, recording five points (2g, 3a) during that stretch ... Registered three points (1g, 2a) on 10/16 vs. Baie-Comeau ... Posted his second three-game point streak of the season from 11/6-11/10, earning six points (3g, 3a) in those games ... Tallied his second three-point game of the season (2g, 1a) on 11/10 vs. Moncton ... Traded to Rouyn-Noranda on 1/7 ... Appeared in three games with the Huskies, posting five assists ... Earned all five of his assists on 1/15 vs. Lewiston ... Suspended for the remainder of the season following a game on 1/17 vs. Quebec ... Appeared in nine American Hockey League playoff games with the Chicago Wolves following the conclusion of the QMJHL season.

**AMATEUR CAREER:** Earned 144 points (63g, 81a) in 189 career QMJHL games with Rimouski and Rouyn-Noranda from 2006 to 2010 ... Appeared in 22 QMJHL playoff games with Rimouski, posting 19 points (8g, 11a) ... **2008-09:** Recorded 51 points (23g, 28a) in 54 games with Rimouski ... Tied for third on the team in goals, ranked fifth in points and seventh in assists ... Ranked fifth on the team in power play goals (8) and was fourth with three game-winning tallies ... Earned three points (2g, 1a) in his first game of the season on 9/27 at Baie-Comeau ... Tallied a season-high four points (3g, 1a) on 11/14 vs. Victoriaville ... Posted five points (2g, 3a) over a two-game span from 11/30-12/2 ... Registered a season-high eight-game point streak from 1/27-2/11, earning 11 points (5g, 6a) during that stretch ... Added 10 points (4g, 6a) in 13 playoff games ... Tallied a playoff-high two points three times: 3/20 (1g, 1a), 4/7 (1g, 1a) and 4/21 (2a) ... **2007-08:** Appeared in 51 games with Rimouski, tallying 41 points (18g, 23a) ... Earned a career-high five points (1g, 4a) on 9/21 at Baie-Comeau ... Posted seven points (6g, 1a) during a four-game point streak from

11/14-11/25 ... Registered a season-high seven-game point streak from 2/24-3/12, earning eight points (2g, 6a) during that span ... Added nine points (4g, 5a) in nine playoff games ... Earned a playoff-high two assists on 3/22 at Baie-Comeau ... Matched his post-season high with two points (1g, 1a) on 4/4 at Rouyn-Noranda ... **2006-07:** Earned 21 points (11g, 10a) in 53 games during his rookie season in Rimouski ... Made his QMJHL debut on 9/15 at Saint John ... Scored his first career goal on 9/30 at Shawinigan ... Tallied a season-high three points (2g, 1a) on 10/12 at Gatineau ... Matched his season-high with two goals on 1/28 vs. Saint John ... Registered a season-high three-game point streak from 1/28-2/2, recording four points (2g, 2a) during that stretch.

**INTERNATIONAL CAREER:** Has represented Canada in international competition three times including the 2009 and 2010 World Junior Championship and the 2007 Under-17 World Hockey Challenge ... Served as team captain at the 2010 WJC, posting five points (2g, 3a) in six games while helping Canada to a Silver Medal ... Led Canada to the Gold Medal at the 2009 WJC, earning three points (1g, 2a) in six games.

**PERSONAL:** Would like to be a police officer if he were not playing hockey ... Lists winning the gold medal in the 2009 World Junior Championship as his favorite hockey memory ... His first job was working at a driving range.

**CAREER TRANSACTIONS:** Selected by New Jersey in the second round, 54th overall, of the 2008 NHL Entry Draft ... Acquired by the Thrashers from New Jersey with Johnny Oduya, Niclas Bergfors, a first-round choice in the 2010 Draft (later traded to Chicago - Chicago selected Kevin Hayes) and a second-round choice in the 2010 Draft (later traded to Chicago - Chicago selected Justin Holl) for Ilya Kovalchuk, Anssi Salmela and a second-round choice in the 2010 Draft (Jonathon Merrill).

## CAREER STATISTICS

Year	Team	League	REGULAR SEASON													PLAYOFFS					
			GP	G	A	PTS	PIM	+/-	PP	SH	GW	S	ATOI	GP	G	A	PTS	PIM			
2006-07	Rimouski	QMJHL	53	11	10	21	73	-	-	-	-	-	-	-	-	-	-	-	-	-	
2007-08	Rimouski	QMJHL	51	18	23	41	84	-	-	-	-	-	-	-	-	-	9	4	5	9	10
2008-09	Rimouski	QMJHL	54	23	28	51	118	-	-	-	-	-	-	-	-	-	13	4	6	10	30
2009-10	Rimouski	QMJHL	28	11	15	26	57	-	-	-	-	-	-	-	-	-	-	-	-	-	-
	Rouyn-Noranda	QMJHL	3	0	5	5	7	-	-	-	-	-	-	-	-	-	-	-	-	-	-
	Chicago	AHL	-	-	-	-	-	-	-	-	-	-	-	-	-	-	9	0	0	0	8

# ANGELO ESPOSITO

**CENTER**

**HEIGHT: 6-2**

**SHOOTS: LEFT**

**WEIGHT: 190**

**BORN: FEBRUARY 20, 1989**

**MONTREAL, QUEBEC**



**2009-10 SEASON:** Appeared in only 12 games for the Chicago Wolves of the American Hockey League due to a knee injury, posting four assists and two penalty minutes.

**AMATEUR CAREER:** Tallied 288 points (120g, 168a) and a plus-77 rating in 208 career games in the Quebec Major Junior Hockey League with Quebec and Montreal ... Appeared in 39 QMJHL post-season contests with Quebec, recording 28 points (14g, 14a) ... **2008-09:** Appeared in 35 games with the Montreal Juniors (QMJHL) and ranked third on the team with 42 points (24 goals, 18 assists), despite missing nearly half the season due to the World Junior Championship and a knee injury ... Led the team in power play goals (10), tied for the team lead in shorthanded goals (3) and ranked second in overall goals ... Ranked fourth overall in plus/minus rating (plus-8) ... Earned a season-high six points (2g, 4a) in the second game of the year on 10/5 at Victoriaville ... Posted a four-game point streak (4g, 3a) from 10/17-11/7, including his first hat trick of the season on 11/7 at Gatineau ... Scored his second hat trick and added an assist on 11/21 vs. Quebec ... Posted a season-high six-game point streak (6g, 4a) from 1/28-2/8 ... Missed the season's final 14 games due to a knee injury ...

**2007-08:** Appeared in 56 games with the Quebec Remparts of the QMJHL, recording 69 points (30g, 39a) and 69 penalty minutes ... Ranked third on his team in points, goals and assists ... Tied for second on the team with a plus-18 rating ... Ranked third on the Remparts with nine power play goals and tied for the team lead with two shorthanded tallies ... Ranked third on the team with four game-winning goals ... Finished second on Quebec in playoff scoring with 10 points (4g, 6a) in 11 post-season contests ... Appeared in one game for the Chicago Wolves (AHL) after the conclusion of his junior season ...

**2006-07:** Registered 79 points (27g, 52a) in a career-high 60 games with the Remparts ... Awarded the Mike Bossy Trophy as the QMJHL's Top Professional Prospect ... Ranked third on his team in points and assists ... Finished fifth on Quebec in goals and sixth in power play goals (7) ... Tied for fourth on the team with three game-winning goals ... Recorded a career-high six points (3g, 3a) on 11/19 vs. Saint John ... Earned points in five-straight games from 11/12-11/24, recording 15 points (5g, 10a) during that stretch ... Posted a playoff-high three points (1g, 2a) on 3/24 at Drummondville ... Recorded at least one point in four-of-five playoff games ... Tallied seven points (4g, 3a) in five post-season contests ... **2005-06:** Re-

corded a career-high 98 points (39g, 59a) in 57 games during his rookie season with Quebec ... Ranked third on the team in overall scoring, fourth in goals and third in assists ... Named to the Canadian Hockey League All-Star Team and the QMJHL All-Rookie Team ... Honored with the Michel Bergeron Trophy as the QMJHL's Top Offensive Rookie ... Placed fifth on the Remparts with 10 power play goals and was second with five shorthanded goals ... Ranked third on the team in game-winning tallies (7) ... Tied for the league lead among rookies in goals ... Ranked second among first-year QMJHL players in points and assists ... Led all rookies in game-winning goals ... Scored a goal in his QMJHL debut on 9/15 at Rimouski ... Registered his first-career hat trick in a five-point (3g, 2a) outing on 10/1 vs. Rouyn-Noranda ... Recorded a career-high six points (3g, 3a) on 1/27 vs. Victoriaville ... Recorded a career-best 26-game point streak from 10/26-2/3, posting 54 points (23g, 31a) in that span ... Ranked third among league rookies in playoff scoring with 11 points (6g, 5a) in 23 games ... Earned a playoff-high five-game point streak from 4/8-4/21, recording seven points (4g, 3a) during that stretch.

**INTERNATIONAL CAREER:** Played for Canada in the 2006 Under-18 World Championships, helping the team to a fourth-place finish with six points (3g, 3a) in six games ... Served as team captain ... Played for Team Quebec at the 2006 World Under-17 Hockey Challenge ... Served as team captain and helped Quebec to a Gold Medal finish ... Made his first career appearance at the World Junior Championships in 2008, recording four points (3g, 1a) in six games for Canada ... Scored the eventual game-winning goal for Canada in the Gold Medal game.

**PERSONAL:** Lists winning the Memorial Cup with Quebec in 2006 and winning the 2009 Gold Medal with Canada at the World Junior Championships as his favorite hockey memories ... Spends his off-seasons in Montreal ... Was a fan of Vincent Lecavalier and the Montreal Canadiens growing up ... Enjoys going to the movies in his spare time.

**CAREER TRANSACTIONS:** Selected by Pittsburgh in the first round, 20th overall, of the 2007 NHL Entry Draft ... Acquired by the Thrashers with Colby Armstrong, Erik Christensen and a first-round selection (Daultan Leveille) in the 2008 NHL Entry Draft for Marian Hossa and Pascal Dupuis on Feb. 26, 2008.

## CAREER STATISTICS

Year	Team	League	REGULAR SEASON													PLAYOFFS				
			GP	G	A	PTS	PIM	+	-	PP	SH	GW	S	ATOI	GP	G	A	PTS	PIM	
2004-05	S-St. Mary's	High-MN	68	31	35	66	47	-	-	-	-	-	-	-	-	-	-	-	-	-
2005-06	Quebec	QMJHL	57	39	59	98	45	-	-	-	-	-	-	-	23	6	5	11	4	
2006-07	Quebec	QMJHL	60	27	52	79	63	-	-	-	-	-	-	5	4	3	7	2	-	
2007-08	Quebec	QMJHL	56	30	39	69	69	-	-	-	-	-	-	11	4	6	10	6	-	
	Chicago	AHL	1	0	0	0	0	-	-	-	-	-	-	-	-	-	-	-	-	
2008-09	Montreal	QMJHL	35	24	18	42	25	-	-	-	-	-	-	-	-	-	-	-	-	
2009-10	Chicago	AHL	12	0	4	4	2	-	-	-	-	-	-	-	-	-	-	-	-	



# MICHAEL FORNEY

**RIGHT WING**

**HEIGHT: 6-2**

**WEIGHT: 200**

**SHOOTS: RIGHT**

**BORN: MAY 14, 1988**

**THIEF RIVER FALLS, MINNESOTA**

**2009-10 SEASON:** Appeared in three games with the Chicago Wolves (AHL)... Played in 63 games with the Gwinnett Gladiators (ECHL), posting 26 points (11 goals, 15 assists) ... Registered his first point (1a) on 11/20 vs. South Carolina ... Tallied assists in back-to-back games on 1/9 to 1/10 ... Earned his first multiple-point/goal game (2g) and established a career-high plus-2 rating on 2/5 vs. Toledo ... Recorded two points (1g, 1a) on 3/11 at Charlotte ... Tallied his first career multiple-assist game (2a) on 3/20 vs. Trenton.

**AMATEUR CAREER:** Earned two assists in 19 games with the University of North Dakota (WCHA) ... Appeared in 62 USHL games with Des Moines and Green Bay, posting 60 points (26g, 34a) ... Recorded 177 points (75g, 102a) in 101 games with Thief River Falls High School in Minnesota from 2002-03 to 2005-06 ... **2008-09:** Led Green Bay (USHL) with 60 points (26g, 34a) in 59 games ... Tied for second in the league in plus/minus rating (plus-33), fourth in power play goals (12), ninth in points, 13th in goals and 17th in assists ... Began the season with a five-game point streak from 10/4-10/24, posting eight points (3g, 5a) during that span ... Recorded his first hat trick of the season on 10/11 at Chicago ... Registered a season-high three assists on 11/7 at Sioux Falls ... Posted a season-high 10-game point streak (10g, 9a) from 12/31-1/30 ... Tallied his second hat trick of the year on 1/3 at Waterloo ... Collected 10 points (7g, 3a) during a six-game point streak from 2/10-2/22 ... Added 10 points (3g, 7a) in seven post-season games with the Gamblers ... Led the team in post-season points and assists ... Posted a playoff-high three points twice; 4/11 vs. Waterloo (2g, 1a) and 4/25 vs. Indiana (1g, 2a) ... **2007-08:**

Appeared in three games with the University of North Dakota during his sophomore season ... Earned two penalty minutes on 12/29 vs. New Hampshire ... **2006-07:** Recorded two assists in 16 games for the Fighting Sioux during his freshman season ... Made his NCAA debut on 10/7 vs. Quinnipiac ... Collected his first collegiate point with one assist on 10/28 at Minnesota State ... Earned his second assist of the season on 11/25 vs. Colorado College ... **2005-06:** Appeared in three games with the Des Moines Buccaneers, earning a plus-three rating ... Earned a season-high plus-two rating in his USHL debut on 10/21 at Green Bay ... Recorded 60 points (23g, 37a) in 21 games for Thief River Falls High School (Minn.) ... Set a career-high for assists ... Was a 2006 Minnesota All-State Selection ... **2004-05:** Tallied a career-best 67 points (34g, 33a) in a career-high tying 28 games for Thief River Falls ... Set a new career-high for goals ... **2003-04:** Appeared in 24 games for Thief River Falls during his sophomore season, posting 36 points (14g, 22a) ... **2002-03:** Registered 14 points (4g, 10a) in 28 games as a freshman with Thief River Falls.

**INTERNATIONAL CAREER:** Member of the 2005 and 2006 U.S. Under-18 Team ... Scored four goals in three games at the 2005 Under-18 World Cup in Slovakia ... Also appeared at the 2006 World Under-18 Championships in Halmstad, Sweden.

**PERSONAL:** In high school, lettered three years in tennis and two years in football ... Earned All-Conference honors in football.

**CAREER TRANSACTIONS:** Selected by the Thrashers in the third round, 80th overall, of the 2006 NHL Entry Draft.

## CAREER STATISTICS

Year	Team	League	REGULAR SEASON													PLAYOFFS				
			GP	G	A	PTS	PIM	+	-	PP	SH	GW	S	ATOI	GP	G	A	PTS	PIM	
2002-03	Thief River Falls	High-MN	28	4	10	14	-	-	-	-	-	-	-	-	-	-	-	-	-	-
2003-04	Thief River Falls	High-MN	24	14	22	36	-	-	-	-	-	-	-	-	-	-	-	-	-	-
2004-05	Thief River Falls	High-MN	28	34	33	67	-	-	-	-	-	-	-	-	-	-	-	-	-	-
2005-06	Thief River Falls	High-MN	21	23	37	60	28	-	-	-	-	-	-	-	-	-	-	-	-	-
	Des Moines	USHL	3	0	0	0	0	-	-	-	-	-	-	-	-	-	-	-	-	-
2006-07	North Dakota	WCHA	16	0	2	2	10	-	-	-	-	-	-	-	-	-	-	-	-	-
2007-08	North Dakota	WCHA	3	0	0	0	2	-	-	-	-	-	-	-	-	-	-	-	-	-
2008-09	Green Bay	USHL	59	26	34	60	53	-	-	-	-	-	-	-	7	3	7	10	2	
2009-10	Chicago	AHL	3	0	0	0	0	-	-	-	-	-	-	-	-	-	-	-	-	-
	Gwinnett	ECHL	63	11	15	26	66	-	-	-	-	-	-	-	-	-	-	-	-	-

# RILEY HOLZAPFEL

**LEFT WING**

**HEIGHT: 6-1**

**SHOOTS: LEFT**

**WEIGHT: 190**

**BORN: AUGUST 18, 1988**

**REGINA, SASKATCHEWAN**



**2009-10 SEASON:** Tallied 23 points (7g, 16a) in 60 games with the Chicago Wolves of the American Hockey League ... Tallied his first point (1a) of the season during the season opener on 10/3 vs. Milwaukee ... Earned a season-high three-game point streak from 10/31-11/4, posting three assists during that stretch... Scored a season-high three points (1g, 2a) on 12/27 vs. Rockford ... Matched a season-high three-game point streak from 1/24-1/29, recording three assists in that span ... Tied a season-high plus-two rating in the regular-season finale on 4/10 vs. Grand Rapids ... Collected his first Calder Cup Playoff point (1a) on 4/26 vs. Milwaukee.

**PROFESSIONAL CAREER:** Appeared in 134 AHL games with Chicago, posting 55 points (20g, 35a) ... In 14 Calder Cup Playoff games, he has registered three assists ... **2008-09:** Recorded 32 points (13g, 19a) in 73 games during his first professional season with the Chicago Wolves (AHL) ... Tied for fifth on the team in plus/minus rating (plus-eight), ranked eighth in points and goals and was 10th in assists ... Made his pro debut on 10/11 at Houston ... Recorded his first career points with two assists on 10/25 at Milwaukee ... Scored his first goal and added an assist for his second career multiple-point game on 11/1 at Iowa ... Earned three points (1g, 2a) during a three-game point streak from 2/14-2/18 ... Posted a season-high five-game point streak (2g, 3a) from 3/8-3/20.

**AMATEUR CAREER:** Recorded 208 points (91g, 117a) and a plus-37 rating in 248 career WHL games with Moose Jaw ... Tallied 27 points (11g, 16a) and a plus-12 rating in 33 WHL post-season contests ... **2007-08:** Recorded 41 points (18g, 23a) in 49 games with the Warriors (WHL) ... Ranked fifth on the team in points despite playing in only 49 contests ... Tied for second on the Warriors with 10 power play goals ... Scored his first goal of the season, in his second game, on 9/26 at Saskatoon ... Recorded his first multiple-point game of the season (1g, 1a) on 10/10 vs. Kootenay ... Scored a season-high two goals and added one assist for his first three-point game of the season on 11/2 at Regina ... Earned five points (1g, 4a) over a three-game span from 1/12-1/16 ... Recorded a season-high tying three points (1g, 2a) on 1/16 vs. Prince Albert ... Posted a season-high two assists three times; 2/29, 1/22 and 1/16 ... Ended the regular season on a six-game point streak from 3/7-3/15, recording seven points (2g, 5a) during that stretch ... Recorded eight points (3g, 5a) in six WHL playoff games ... Recorded three-points on two occa-

sions during the playoffs; 3/25 vs. Calgary (1g, 2a) and 3/28 at Calgary (3a) ... Appeared in one game for the Chicago Wolves (AHL) at the conclusion of his junior season ... **2006-07:** Recorded career-highs with 82 points, 39 goals and 43 assists in a career-high 72 games with Moose Jaw ... Led the Warriors in points, goals, assists and power play goals (17) ... Recorded 19 multiple-point games, including a season-high four points on six occasions ... Established a season-high with four points (2g, 2a) on 9/29 vs. Calgary ... Tallied six points (1g, 5a) over two games from 10/10-10/15, and tied his season-high with four points (1g, 3a) on 10/15 vs. Regina ... Earned a season-high five-game point streak from 10/20-11/1, tallying six points (5g, 1a) in that span ... Scored a season-high three goals for his first hat trick of the season on 12/1 vs. Swift Current ... Earned nine points (3g, 6a) over a three-game span from 12/3-12/8 ... Registered a four-game point streak from 1/2-1/12, tallying six points (4g, 2a) during that stretch ... Tied his season-high with a five-game point streak from 1/14-1/26, recording five points (4g, 1a) in those games ... **2005-06:** Recorded 57 points (19g, 38a) in 64 games during his second season in Moose Jaw ... Finished fifth on the Warriors in points (57) and was tied for fifth in assists (38) ... Registered a season-high seven-game point streak from 1/7-1/27, tallying 11 points (8g, 3a) during that span ... Recorded a season-high four points (1g, 3a) on 2/11 at Brandon ... Tied for fourth on the team in playoff scoring with 16 points (7g, 9a) in 22 games while helping the Warriors advance to the WHL finals ... **2004-05:** Posted 28 points (15g, 13a) in 63 games as a rookie in Moose Jaw ... Ranked sixth on the team in points (28) ... Scored a season-high two goals on 11/19 at Brandon ... Established a season-high with a three-game point streak from 12/3-12/5, tallying three points (1g, 2a) during that stretch ... Set a season-high with two assists on 1/8 at Prince George ... Appeared in five WHL post-season games, recording three points (1g, 2a).

**PERSONAL:** Lists winning the World Junior Championships with Canada in 2008 as his favorite hockey memory ... His idol growing up was Joe Sakic ... Enjoys spending time with his friends and playing golf in his spare time ... His brother, Cody, played for the WHL's Red Deer Rebels.

**CAREER TRANSACTIONS:** Selected by the Thrashers in the second round, 43rd overall, of the 2006 NHL Entry Draft.

## CAREER STATISTICS

Year	Team	League	REGULAR SEASON													PLAYOFFS				
			GP	G	A	PTS	PIM	+	-	PP	SH	GW	S	ATOI	GP	G	A	PTS	PIM	
2004-05	Moose Jaw	WHL	63	15	13	28	32	-	-	-	-	-	-	-	5	1	2	3	8	
2005-06	Moose Jaw	WHL	64	19	38	57	46	-	-	-	-	-	-	22	7	9	16	20		
2006-07	Moose Jaw	WHL	72	39	43	82	94	-	-	-	-	-	-	-	-	-	-	-		
2007-08	Moose Jaw	WHL	49	18	23	41	43	-	-	-	-	-	-	6	3	5	8	12		
	Chicago	AHL	1	0	0	0	0	-	-	-	-	-	-	-	-	-	-	-		
2008-09	Chicago	AHL	73	13	19	32	38	-	-	-	-	-	-	-	-	-	-	-		
2009-10	Chicago	AHL	60	7	16	23	30	-	-	-	-	-	-	14	0	3	3	6		



# CARL KLINGBERG

**LEFT WING**

**HEIGHT: 6-3**

**WEIGHT: 205**

**SHOOTS: RIGHT**

**BORN: JANUARY 28, 1991**

**GOTEBORG, SWEDEN**

**2009-10 SEASON:** Played in 35 games for Frolunda's Swedish Elite League, registering 13 points (6g, 7a) ... Ranked 11th on the team in points, tied for eighth in goals and tied for 14th in assists ... Loaned to Boras HC of Sweden's Second Division, posting five assists in four games ... Helped Sweden capture the Bronze Medal at the 2010 Under-20 World Junior Championships, appearing in five games and scoring a goal.

**EUROPEAN CAREER:** Has spent the last three seasons with the Frolunda (Sweden) organization, mostly splitting time between their Under-18 team and their Junior division team ...

**2008-09:** Appeared in 35 games for Frolunda Jr. in Sweden, recording 26 points (13g, 13a) ... Appeared in two post-season games with the Junior team ... Added three points (2g, 1a) in 10 games with Frolunda's Swedish Elite League team ... Earned five points (4g, 1a) in three games with Frolunda's Under-18 team and tallied four points (2g, 2a) in five post-season games ... Saw action in eight games for Boras HC in Sweden's Second Division, recording six points (4g, 2a) ... Played for

Sweden at the 2009 Under-18 World Championships, posting four points (2g, 2a) in six games. **2007-08:** Recorded 43 points (19g, 24a) in 31 games with the Frolunda Under-18 team ... Added three points (2g, 1a) in five post-season contests ... **2006-07:** Made his Frolunda organization debut, splitting time between the U-18 team and the junior team ... Recorded four points (3g, 1a) in seven U-18 games and was held scoreless in two junior contests.

**INTERNATIONAL CAREER:** Has represented his native Sweden in international competition twice, including the 2010 World Junior Championships and the 2009 World Under-18 Championships.

**PERSONAL:** Teammates with Thrashers prospects Nicklas Lasu and Fredrik Pettersson with Frolunda during the 2009-10 season.

**CAREER TRANSACTIONS:** Selected by the Thrashers in the second round, 34th overall, of the 2009 NHL Entry Draft.

## CAREER STATISTICS

Year	Team	League	REGULAR SEASON													PLAYOFFS			
			GP	G	A	PTS	PIM	+/-	PP	SH	GW	S	ATOI	GP	G	A	PTS	PIM	
2006-07	Frolunda U18	Swe-U18	7	3	1	4	0	-	-	-	-	-	-	-	-	-	-	-	-
	Frolunda Jr.	Swe-Jr.	2	0	0	0	0	-	-	-	-	-	-	-	-	-	-	-	-
2007-08	Frolunda U18	Swe-U18	31	19	24	43	22	-	-	-	-	-	-	-	5	2	1	3	8
2008-09	Frolunda U18	Swe-U18	3	4	1	5	0	-	-	-	-	-	-	-	5	2	2	4	2
	Frolunda Jr.	Swe-Jr.	35	13	13	26	34	-	-	-	-	-	-	-	2	0	0	0	4
2009-10	Boras	Sweden-2	8	4	2	6	2	-	-	-	-	-	-	-	-	-	-	-	-
	Frolunda	Sweden	10	2	1	3	0	-	-	-	-	-	-	-	-	-	-	-	-
	Frolunda	Sweden	42	6	7	13	16	-	-	-	-	-	-	-	7	0	0	0	2
	Boras	Sweden-2	4	0	5	5	2	-	-	-	-	-	-	-	-	-	-	-	-



# ANDREW KOZEK

**LEFT WING**

**HEIGHT: 5-11**

**SHOOTS: LEFT**

**WEIGHT: 200**

**BORN: MAY 26, 1986**

**REVELSTOKE, BRITISH COLUMBIA**



**2009-10 SEASON:** Recorded 22 points (12g, 10a) in 69 games during his first professional season with the Chicago Wolves of the American Hockey League ... Made his professional debut on 10/3 vs. Milwaukee ... Earned his first career multiple-point game (2g, 1a) on 10/17 vs. Hamilton ... Scored a goal and set a season-high five shots at Grand Rapids on 11/6 ... Tallied assists in back-to-back games on 3/16-3/20 ... Recorded his third multiple-point (1g, 1a) game of the season vs. Milwaukee on 4/7 ... Appeared in seven Calder Cup Playoff games, adding one assist.

**AMATEUR CAREER:** Recorded 65 points (38g, 27a) in 167 career games with the University of North Dakota Fighting Sioux ... Helped lead North Dakota to the NCAA Frozen Four in three-of-four seasons with the team ... Appeared in 118 games with Surrey of the British Columbia Hockey League, collecting 138 points (67g, 71a) ... **2008-09:** Tallied 20 points (8g, 12a) in 38 games for the University of North Dakota (WCHA) ... Set a career-high and tied for seventh on the team in assists ... Ranked ninth on the Fighting Sioux in goals ... Scored goals in back-to-back games on 10/18 and 10/31 ... Earned a season-high three points (1g, 2a) on 12/5 at Harvard ... Registered a season-high four-game point streak from 1/2-1/23, recording five points (2g, 3a) during that stretch ... Earned points in three straight games from 1/31-2/14, posting four points (2g, 2a) in those contests ... Registered his fourth multiple-point game of the season with two points (1g, 1a) on 3/1 vs. Colorado College ... Recorded one assist in his college finale on 3/28 vs. New Hampshire ... Following his collegiate season, joined the Chicago Wolves (AHL) ... Appeared in five games with the Wolves, scoring two goals ... Made his professional debut and scored both of his goals on 4/8 vs. Lake Erie ... **2007-08:** Collected a season-high 21 points (18g, 3a) in 42 games with the Fighting Sioux ... Helped North Dakota to the national semifinals ... Set a new career-high and tied for the team lead in goals ... Ranked fourth on the team in power play goals (5) ... Tied for fourth on the team in game-winning

goals (3) ... Scored a goal in his season debut on 10/13 vs. Michigan State ... Scored goals in three straight games (3g) from 10/20-10/27 ... Earned his first multiple-point game of the season (1g, 1a) on 1/25 vs. Alaska-Anchorage ... Collected a season-high four points (3g, 1a), including his first hat trick of the season, on 2/15 vs. Denver ... Scored two goals in the NCAA Tournament ... **2006-07:** Tied for 12th on North Dakota with 11 points (5g, 6a) in 41 games ... Earned two multiple-point games ... Recorded two assists in the season-opening game on 10/6 vs. Quinnipiac ... Scored a season-high two goals on 10/28 at Minnesota State ... Earned points in back-to-back games (1g, 1a) on 1/27 and 2/9 ... Tallied assists in two consecutive games (2a) from 3/9-3/10 ... **2005-06:** Ranked sixth among Fighting Sioux freshmen with 13 points (7g, 6a) in a career-high 46 games ... Ranked fourth among freshmen in goals ... Made his NCAA debut on 10/8 vs. Miami (Ohio) ... Earned his first points with two assists on 10/14 vs. Northeastern ... Scored his first goal on 12/2 at Michigan Tech and scored two goals the next night ... Earned assists in back-to-back games (2a) from 12/10-12/16 ... Tied his season-high with two goals on 3/4 vs. Michigan Tech ... **2004-05:** Set career highs with 48 goals, 49 assists and 97 points in 60 games with the Surrey Eagles (BCHL) ... Tied for first in the BCHL in goals, ranked second in points and was sixth in assists ... Tied for first in the league in power play goals (16) ... **2003-04:** Tallied 41 points (19g, 22a) in 58 games with Surrey ... Added 11 points (7g, 4a) in 13 postseason games with the Eagles.

**PERSONAL:** Was a fan of Ryan Smyth of the L.A. Kings growing up ... Resides in Grand Forks, North Dakota in the off-season ... Enjoys playing golf in his spare time ... Lists winning the WCHA tournament with North Dakota in his freshman season in 2006 as his most memorable hockey moment.

**CAREER TRANSACTIONS:** Selected by the Thrashers in the second round, 53rd overall, of the 2005 NHL Entry Draft.

## CAREER STATISTICS

Year	Team	League	REGULAR SEASON													PLAYOFFS				
			GP	G	A	PTS	PIM	+/-	PP	SH	GW	S	ATOI	GP	G	A	PTS	PIM		
2003-04	South Surrey	BCHL	58	19	22	41	67	-	-	-	-	-	-	-	-	-	-	-	-	
2004-05	South Surrey	BCHL	60	48	49	97	81	-	-	-	-	-	-	-	-	-	-	-	-	
2005-06	North Dakota	WCHA	46	7	6	13	22	-	-	-	-	-	-	-	-	-	-	-	-	
2006-07	North Dakota	WCHA	41	5	6	11	12	-	-	-	-	-	-	-	-	-	-	-	-	
2007-08	North Dakota	WCHA	42	18	3	21	18	-	-	-	-	-	-	-	-	-	-	-	-	
2008-09	North Dakota	WCHA	38	8	12	20	40	-	-	-	-	-	-	-	-	-	-	-	-	
	Chicago	AHL	5	2	0	2	2	-	-	-	-	-	-	-	-	-	-	-	-	
2009-10	Chicago	AHL	69	12	10	22	36	-	-	-	-	-	-	-	7	0	1	1	0	



# JASON KROG

**CENTER**

**HEIGHT: 5-11**

**WEIGHT: 185**

**SHOOTS: RIGHT**

**BORN: OCTOBER 9, 1975**

**FERNIE, BRITISH COLUMBIA**

**2009-10 SEASON:** Recorded 75 points (14g, 61a) in 78 games with the Chicago Wolves (AHL) ... Led the team in points and assists, while ranking second in the AHL in assists ... Established a season-high with four points (1g, 3a) on 10/24 vs. Abbotsford ... Earned points in a season-high five games three times: 11/21-11/28 (1g, 6a), 12/4-12/13 (1g, 5a) and 12/30-1/9 (7a) ... Talled four assists over a two-game stretch from 1/13-1/14 ... Added 11 points (5g, 6a) in 14 Calder Cup Playoff games ... Collected points in five straight games (2g, 4a) from 4/30-5/7.

**PROFESSIONAL CAREER:** Appeared in 202 NHL games with the NY Islanders, Anaheim, Atlanta, NY Rangers and Vancouver, recording 59 points (22g, 37a) ... **2008-09:** Recorded 86 points (30g, 56a) in 74 games with the Manitoba Moose (AHL) and scored one goal in four NHL games with Vancouver ... Ranked third in the league in points and assists ... Led the Moose in goals and power play goals (10) ... Added 23 points (8g, 15a) in 22 Calder Cup Playoff games ... **2007-08:** Recorded 112 points (39g, 73a) in 80 games for the Chicago Wolves (AHL) ... Led the AHL in points, goals and assists ... Honored with the Les Cunningham Award as the AHL's Most Valuable Player ... Talled 38 points (12g, 26a) in 24 post-season games, while leading the Wolves to the 2008 Calder Cup Championship ... Named Calder Cup MVP ... **2006-07:** Split the season between three teams: Atlanta, the NY Rangers and Chicago (AHL) ... Appeared in 14 games with Atlanta, recording four points (1g, 3a) ... Tied for eighth in the AHL with 80 points (26g, 54a) despite playing in only 44 games ... Added 19 points (5g, 14a) in 15 Calder Cup Playoff games ... **2005-06:** Began the season with Servette Geneve of the Swiss National League before joining Vasta Frolunda of the Swedish Elite League ... **2004-05:** Recorded 60 points (27g, 33a) in

48 games with EC Villacher of the Austrian League ... **2003-04:** Recorded 18 points (6g, 12a) in an NHL career-high 80 games with the Anaheim Ducks ... **2002-03:** Recorded career highs with 25 points, 10 goals and 15 assists in 67 games with Anaheim ... Helped lead the team to the Stanley Cup Finals, registering four points (3g, 1a) in 21 playoff games ... **2001-02:** Played in two games with the NY Islanders ... Ranked second on Bridgeport (AHL) with 36 assists and 62 points in 64 games ... Led the Sound Tigers to the Calder Cup Finals ... **2000-01:** Split the season between the NY Islanders, Lowell (AHL) and Springfield (AHL) ... Posted 57 points (18g, 39a) in 50 AHL games ... **1999-2000:** Made his NHL debut with the NY Islanders, posting six points (2g, 4a) in 17 games ... Made his NHL debut on 12/4 vs. ATL ... Earned his first NHL point (1a) on 2/10 vs. TB ... Scored his first NHL goal on 2/13 vs. NYR.

**AMATEUR CAREER:** Played four seasons at the University of New Hampshire (Hockey East), recording 238 points (94g, 144a) in 152 games from 1995 to 1999 ... Was a three-time selection to the Hockey East First All-Star Team (1997, 1998, 1999) ... Was the recipient of the Hobey Baker Award Award as the nation's top college player in 1998-99.

**CAREER TRANSACTIONS:** Signed by the NY Islanders as a free agent on May 14, 2009 ... Signed by Anaheim as a free agent on July 17, 2002 ... Signed by the Thrashers as a free agent on July 4, 2006 ... Claimed off waivers by the NY Rangers from the Thrashers on Jan. 17, 2007 ... Claimed by the Thrashers off waivers from the NY Rangers on Feb. 27, 2007 ... Signed by Vancouver as a free agent on July 14, 2008 ... Signed by the Thrashers as a free agent on July 6, 2009.

## CAREER STATISTICS

Year	Team	League	REGULAR SEASON													PLAYOFFS				
			GP	G	A	PTS	PIM	+	-	PP	SH	GW	S	ATOI	GP	G	A	PTS	PIM	
1995-96	New Hampshire	H-East	34	4	16	20	20	-	-	-	-	-	-	-	-	-	-	-	-	-
1996-97	New Hampshire	H-East	39	23	44	67	28	-	-	-	-	-	-	-	-	-	-	-	-	-
1997-98	New Hampshire	H-East	38	33	33	66	44	-	-	-	-	-	-	-	-	-	-	-	-	-
1998-99	New Hampshire	H-East	41	34	51	85	38	-	-	-	-	-	-	-	-	-	-	-	-	-
1999-00	NY Islanders	NHL	17	2	4	6	6	-1	1	0	0	22	10:03	-	-	-	-	-	-	-
	Lowell	AHL	45	6	21	27	22	-	-	-	-	-	-	-	-	-	-	-	-	-
2000-01	Providence	AHL	11	9	8	17	4	-	-	-	-	-	-	6	2	2	4	0	-	-
	NY Islanders	NHL	9	0	3	3	0	4	0	0	0	7	10:32	-	-	-	-	-	-	-
	Lowell	AHL	26	11	16	27	6	-	-	-	-	-	-	-	-	-	-	-	-	-
2001-02	Springfield	AHL	24	7	23	30	4	-	-	-	-	-	-	-	-	-	-	-	-	-
	NY Islanders	NHL	2	0	0	0	0	0	0	0	0	13	6:40	-	-	-	-	-	-	-
2002-03	Bridgeport	AHL	64	26	36	62	12	-	-	-	-	-	-	20	10	13	23	8	-	-
	Anaheim	NHL	67	10	15	25	12	1	0	1	1	92	13:47	21	3	1	4	4	-	-
2003-04	Cincinnati	AHL	9	3	4	7	6	-	-	-	-	-	-	-	-	-	-	-	-	-
	Anaheim	NHL	80	6	12	18	16	-4	1	0	1	111	11:58	-	-	-	-	-	-	-
2004-05	Villacher SV	Austria	48	27	33	60	38	-	-	-	-	-	-	3	0	1	1	4	-	-
2005-06	Geneve	Swiss	29	15	14	29	32	-	-	-	-	-	-	-	-	-	-	-	-	-
	Frolunda	Sweden	7	1	5	6	6	-	-	-	-	-	-	17	5	3	8	10	-	-
2006-07	ATLANTA	NHL	14	1	3	4	6	3	0	0	0	14	13:48	-	-	-	-	-	-	-
	NY Rangers	NHL	9	2	0	2	4	2	0	0	1	8	9:58	-	-	-	-	-	-	-
2007-08	Chicago	AHL	44	26	54	80	20	-	-	-	-	-	-	15	5	14	19	17	-	-
	Chicago	AHL	80	39	73	112	30	-	-	-	-	-	-	24	12	26	38	2	-	-
2008-09	Vancouver	NHL	4	1	0	1	0	2	1	0	0	5	10:14	-	-	-	-	-	-	-
	Manitoba	AHL	74	30	56	86	30	-	-	-	-	-	-	22	8	15	23	0	-	-
2009-10	Chicago	AHL	78	14	61	75	34	-	-	-	-	-	-	14	5	6	11	6	-	-
<b>NHL Totals (7 seasons)</b>			<b>202</b>	<b>22</b>	<b>37</b>	<b>59</b>	<b>46</b>	<b>7</b>	<b>3</b>	<b>1</b>	<b>3</b>	<b>259</b>	<b>12:18</b>	<b>21</b>	<b>3</b>	<b>1</b>	<b>4</b>	<b>4</b>	<b>-</b>	<b>-</b>
<b>Thrashers Totals (1 season)</b>			<b>14</b>	<b>1</b>	<b>3</b>	<b>4</b>	<b>6</b>	<b>3</b>	<b>0</b>	<b>0</b>	<b>0</b>	<b>14</b>	<b>13:48</b>	<b>-</b>	<b>-</b>	<b>-</b>	<b>-</b>	<b>-</b>	<b>-</b>	<b>-</b>

# ARTURS KULDA

## DEFENSE

HEIGHT: 6-2

SHOOTS: LEFT

WEIGHT: 215

BORN: JULY 25, 1988

RIGA, LATVIA



**2009-10 SEASON:** Appeared in four games over two stints with the Thrashers, posting two assists and a plus-two rating ... Tallied 25 points (6g, 19a) in 66 games with the Chicago Wolves of the American Hockey League ... Lead the AHL with a career-high plus-47 rating ... Set new AHL career-highs for games played, goals, assists, points and shots on goal (107) ... Earned a career-high plus-six rating on 10/24 vs. Abbotsford ... Recorded a four-game assist streak from 12/27-1/2, posting four assists during that stretch ... Collected a season-high two assists 1/10 vs. Toronto ... Earned his first-career NHL recall on 2/11 and made his NHL debut on 2/12 at MIN ... Tallied his first-career NHL point with one assist on 2/13 at CHI ... Re-assigned to Chicago on 2/14 ... Registered one assist on his first game back with the Wolves on 2/17 vs. San Antonio ... Matched his season-high with two points (1g, 1a) on 3/3 at Toronto ... Recalled by the Thrashers for the second time on 4/8 ... Appeared in two games during his second stint with Atlanta, earning his second career NHL assist on 4/9 at WSH.

**PROFESSIONAL CAREER:** Played in four NHL games with Atlanta, posting two assists and a plus-two rating ... Recorded 16 points (1g, 15a) in 62 career AHL games with Chicago ... **2008-09:** Appeared in 57 games during his first full professional season with the Chicago Wolves (AHL), recording 15 points (1g, 14a) ... Ranked second among defensemen with a plus-seven rating ... Earned his first point of the season with one assist on 10/26 vs. Rockford ... Missed 14 games due to injury from 11/19-12/8 ... Recorded a season-high three-game point/assist streak (3a) from 12/27-12/31 ... Missed eight games due to injury from 1/11-1/30 ... Tallied three assists over a two-game span from 4/5-4/8 ... Collected a season-high two assists on 4/8 vs. Lake Erie.

**AMATEUR CAREER:** Tallied 45 points (9g, 36a) and 170 penalty minutes in 113 career OHL games over two seasons in Peterborough from 2006 to 2008 ... **2007-08:** Tallied 34 points (7g, 27a) in 55 games with the Peterborough Petes ... Ranked second among team defensemen and seventh overall in points ... Ranked fourth on the team in assists ... Set career-highs for points, goals and assists ... Recorded an assist in his first game of the season on 10/18 vs. Saginaw ... Posted three points (2g, 1a) over a four-game stretch from 11/16-11/24 ... Recorded points in a season-high five-straight games (2g, 5a) from 1/1-1/10 ... Collected season-high three points (3a) on 1/3 vs. Oshawa ... Earned four assists over a

two-game stretch from 2/2-2/7 ... Closed out the season with two assists in the final two regular-season games on 3/14 and 3/16 ... Added four points (1g, 3a) in five OHL post-season contests ... Earned his first assist of the playoffs on 3/20 vs. Belleville ... Recorded a post-season high two points (1g, 1a) on 3/22 at Belleville ... Signed by the Chicago Wolves (AHL) to an Amateur Tryout contract on 3/30 at the conclusion of his junior season ... Tallied one assist, 10 penalty minutes and a plus-three rating in five regular-season games with the Wolves ... Earned his first professional point with an assist on 4/12 vs. Rockford ... Recorded six points (1g, 5a) in 22 Calder Cup Playoff games with the Wolves ... Made his AHL playoff debut on 4/20 at Milwaukee ... Recorded his first-career AHL post-season point with a goal on 4/26 at Milwaukee ... Posted assists in back-to-back games (2a) on 5/1 and 5/3 ... Collected a post-season high two assists on 6/1 vs. Wilkes-Barre/Scranton ... Tallied one assist in the Wolves championship-clinching win on 6/10 vs. Wilkes-Barre/Scranton ... **2006-07:** Made his North American debut with Peterborough, collecting 11 points (2g, 9a) in 58 games ... Ranked third among team's defensemen and fifth among rookies in points ... Made his OHL debut on 10/5 vs. Belleville ... Recorded his first OHL point with an assist on 10/19 vs. Erie ... Scored his first-career OHL goal on 11/4 at Saginaw.

**EUROPEAN CAREER:** Registered 17 points (5g, 12a) in 44 games with CSKA's Second Division team in Russia during the 2005-06 season.

**INTERNATIONAL CAREER:** Played for Latvia at the 2006 World Junior Championships, tallying one assist in six games ... Ranked second among team defensemen with an even rating ... Appeared in five games for Latvia in the 2008 World Junior Championships (Division IB), registering five points (1g, 4a).

**PERSONAL:** Lists winning the AHL's Calder Cup Championship with the Chicago Wolves during the 2007-08 season as his most memorable hockey moment ... Was teammates with Thrashers defenseman Zach Bogosian with Peterborough of the OHL for two seasons.

**CAREER TRANSACTIONS:** Selected by the Thrashers in the seventh round, 200th overall, of the 2006 NHL Entry Draft.

## CAREER STATISTICS

Year	Team	League	REGULAR SEASON													PLAYOFFS				
			GP	G	A	PTS	PIM	+	-	PP	SH	GW	S	ATOI	GP	G	A	PTS	PIM	
2005-06	CSKA	Russia-2	44	5	12	17	-	-	-	-	-	-	-	-	-	-	-	-	-	
2006-07	Peterborough	OHL	58	2	9	11	83	-	-	-	-	-	-	-	-	-	-	-	-	
2007-08	Peterborough	OHL	55	7	27	34	87	-	-	-	-	-	-	5	1	3	4	6		
	Chicago	AHL	5	0	1	1	10	-	-	-	-	-	-	22	1	5	6	32		
2008-09	Chicago	AHL	57	1	14	15	59	-	-	-	-	-	-	-	-	-	-	-		
2009-10	ATLANTA	NHL	4	0	2	2	2	2	0	0	0	5	11:59	-	-	-	-	-		
	Chicago	AHL	66	6	19	25	46	-	-	-	-	-	-	14	1	4	5	8		
NHL/Thrashers Totals (1 season)			4	0	2	2	2	2	0	0	0	5	11:59	-	-	-	-	-		

# SPENCER MACHACEK

**RIGHT WING**

**HEIGHT: 6-1**

**WEIGHT: 200**

**SHOOTS: RIGHT**

**BORN: OCTOBER 14, 1988**

**LETHBRIDGE, ALBERTA**



**2009-10 SEASON:** Tallied 49 points (20g, 29a) in 79 games with Chicago (AHL) ... Ranked sixth on the club in points, tied for fourth in goals and tied for third in assists ... Tied for the team lead with three shorthanded markers ... Registered his first point (1g) of the season on 10/14 vs. Rockford ... Earned his first multiple-point game of the season on 10/17 vs. Hamilton, posting two assists ... Recorded a career-high five points (2g, 3a) and a plus-four rating on 10/24 vs. Abbotsford ... Recalled by Atlanta on 11/12 ... Re-assigned to Chicago on 11/13 ... Posted a season-high three-game point streak from 11/13-11/15, tallying five points (2g, 3a) in that stretch ... Scored two goals and added one assist on 12/27 vs. Rockford ... Tied a career-high three assists on 3/7 vs. Lake Erie ... Collected 11 points (7g, 4a) in 13 post-season contests ... Earned his first career Calder Cup Playoff point (1a) on 4/14 vs. Milwaukee ... Registered three points (2g, 1a) on 5/14 at Texas in the second round series.

**PROFESSIONAL CAREER:** Appeared in two NHL games with the Thrashers ... Posted 97 points (43g, 54a) in 156 regular season AHL games with the Chicago Wolves ... Added 11 points (7g, 4a) in 13 Calder Cup Playoff contests ... **2008-09:** Recorded 48 points (23g, 25a) in 77 games with the Chicago Wolves during his first professional season ... Appeared in his first two career NHL games with the Thrashers ... Led the Wolves in power play goals (13), ranked second in goals, was third in points and fourth in plus/minus rating (plus-10) ... Made his pro debut with Chicago on 10/11 at Houston ... Recorded his first point with one assist on 10/18 vs. Peoria and scored his first goal in his next game on 10/21 vs. San Antonio ... Earned his first multiple-point game with two assists on 11/1 at Iowa ... Registered a season-high seven-game point streak (5g, 5a) from 2/7-2/18 ... Tallied a season-high three points (1g, 2a) on 2/14 at Peoria ... Earned his first career NHL recall on 3/16 and made his NHL debut with the Thrashers that night vs. WSH ... Reassigned to Chicago on 3/19 ... Earned three straight multiple-point games (3g, 3a) from 3/13-3/20, including a season-high two goals on 3/20 vs. Manitoba.

**AMATEUR CAREER:** Tallied 168 points (77g, 91a) and a plus-56 rating in 203 career Western Hockey League games over three seasons with Vancouver from 2005 to 2008 ... **2007-08:** Recorded a team-high and career-best 78 points (33g, 45a) in a career-high tying 70 games with the Giants ... Named Vancouver's team captain prior to the start of the season ... Honored as the Giants Most Valuable Player ... Led his team in goals and tied for the team lead in assists ... Tied for 14th

overall in the WHL in goals and was 14th in points ... Was tied for seventh in the WHL in shorthanded goals (3) and ranked 11th in power play goals (14) ... Tied for fifth in the league with eight game-winning tallies ... Scored a season-high two goals on seven occasions ... Opened the season with a six-game point streak from 9/21-10/5, posting eight points (5g, 3a) in that span ... Recorded four-straight multiple-point games from 12/2-12/14, tallying eight points (2g, 6a) in those games ... Posted a season-high 10-game point streak (7g, 5a) from 12/29-1/16 ... Tallied a season-high five points (2g, 3a) on 2/6 at Portland ... Recorded points in eight-consecutive games from 2/15-2/29, posting 17 points (4g, 13a) in that stretch, including two consecutive four-point outings on 2/17 and 2/20 ... Earned a season-high four assists on 2/17 vs. Chilliwack ... Ranked seventh on the Giants with seven points (5g, 2a) in 10 WHL playoff games ... Tied for the team lead in post-season goals ... **2006-07:** Recorded 45 points (23g, 22a) in 63 games with Vancouver ... Registered a season-high six-game point streak from 2/17-3/3, tallying eight points (3g, 5a) during that stretch ... Added 20 points (9g, 11a) in 22 post-season contests while helping Vancouver to the 2007 Memorial Cup Championship ... Tied for second on the team in playoff points, was third in assists and fourth in goals ... Registered a post-season high nine-game point streak from 4/4-4/27, tallying 12 points (5g, 7a) in those games ... Recorded a post-season high four points (1g, 3a) on 4/10 vs. Seattle ... Earned points in four-straight games from 5/5-5/11, registering four points (1g, 3a) during that span ... **2005-06:** Appeared in 70 games during his rookie season with the Giants, recording 45 points (23g, 22a) and 53 penalty minutes ... Earned a season-high four points (3g, 1a), including his first-career WHL hat trick, on 2/15 at Spokane ... Recorded two six-game point streaks from 2/12-2/24 (5g, 4a) and 12/9-12/27 (6g, 2a) ... Tallied 14 points (6g, 8a) in 18 post-season contests ... Posted his first-career WHL post-season points with two assists on 3/29 at Prince George ... Tallied a post-season high four points (3g, 1a) and his first-ever playoff hat trick on 4/1 vs. Prince George ... Added two assists in five Memorial Cup contests.

**PERSONAL:** Lists winning the 2007 Canadian Hockey League's Memorial Cup Championship with the Vancouver Giants as his most memorable hockey moment ... Was a fan of the Toronto Maple Leafs growing up and idolized former Leaf forward Doug Gilmour.

**CAREER TRANSACTIONS:** Selected by the Thrashers in the third round, 67th overall, of the 2007 NHL Entry Draft.

## CAREER STATISTICS

Year	Team	League	REGULAR SEASON													PLAYOFFS				
			GP	G	A	PTS	PIM	+/-	PP	SH	GW	S	ATOI	GP	G	A	PTS	PIM		
2004-05	Brooks	AJHL	59	16	20	36	41	-	-	-	-	-	-	-	-	-	-	-	-	-
2005-06	Vancouver	WHL	70	23	22	45	53	14	-	-	-	-	-	-	-	18	6	8	14	8
2006-07	Vancouver	WHL	63	21	24	45	32	26	-	-	-	-	-	-	22	9	11	20	14	
2007-08	Vancouver	WHL	70	33	45	78	69	16	-	-	-	-	-	-	10	5	2	7	6	
<b>2008-09</b>	<b>ATLANTA</b>	<b>NHL</b>	<b>2</b>	<b>0</b>	<b>0</b>	<b>0</b>	<b>0</b>	<b>0</b>	<b>0</b>	<b>0</b>	<b>0</b>	<b>0</b>	<b>1</b>	<b>8:11</b>	-	-	-	-	-	
	Chicago	AHL	77	23	25	48	23	-	-	-	-	-	-	-	-	-	-	-	-	
2009-10	Chicago	AHL	79	20	29	49	68	-	-	-	-	-	-	-	13	7	4	11	8	
<b>NHL/Thrashers Totals (1 season)</b>			<b>2</b>	<b>0</b>	<b>0</b>	<b>0</b>	<b>0</b>	<b>0</b>	<b>0</b>	<b>0</b>	<b>0</b>	<b>0</b>	<b>1</b>	<b>8:11</b>	-	-	-	-	-	

# DREW MacINTYRE

**GOALTENDER**

**HEIGHT: 6-1**

**CATCHES: LEFT**

**WEIGHT: 190**

**BORN: JUNE 24, 1983**

**CHARLOTTETOWN, PRINCE EDWARD ISLAND**



**2009-10 SEASON:** Posted a 20-17-2 record, a .254 goals-against average, a .917 save percentage with a team-leading three shutouts in 41 games for the Chicago Wolves of the American Hockey League ... Tied for 10th among league goaltenders in save percentage ... Picked up his first victory of the season on 10/24 vs. Abbotsford ... Won eight straight games from 1/9-2/21 ... Earned his first shutout of the season vs. Houston on 2/14 ... Faced a season-high 47 shots while stopping a season-high 45 in a win vs. San Antonio on 3/21 ... Appeared in three post-season games, posting a 1-2 record.

**PROFESSIONAL CAREER:** Appeared in two NHL games with Vancouver, posting a 0-1-0 record with a 2.95 GAA and a .864 save percentage ... Earned a 111-66-10 record with 12 shutouts, a 2.37 GAA and a .912 save percentage in 196 career AHL games with Chicago, Grand Rapids, Manitoba and Milwaukee ... Posted a 13-12 record with three shutouts, a 2.01 GAA and a .916 save percentage in 28 career Calder Cup Playoff games ... **2008-09:** Appeared in 55 games with Milwaukee (AHL), posting a 34-15-4 record with four shutouts, a 2.30 GAA and a .921 save percentage ... Led the league in wins, ranked fifth in GAA and was sixth in save percentage ... Named to the AHL's Second All-Star Team ... Earned his first shutout of the season with a 27-save performance on 11/21 at Iowa ... Posted a six-game winning streak from 12/26-1/13, registering one shutout, a 1.50 GAA and a .947 save percentage in those games ... Made 32 saves for his third shutout of the season on 1/20 vs. Quad City ... Recorded his fourth shutout of the season on 3/6 vs. Iowa ... Earned a 7-4 record with one shutout, a 1.65 GAA and a .931 save percentage in 11 AHL playoff games ... Posted four straight wins to sweep Rockford in the first round, from 4/16-4/21, earning a 1.00 GAA and a .963 save percentage in those games ... Earned a shutout in Game Six of the Western Conference Semifinals on 5/11 vs. Houston ... **2007-08:** Registered a 25-18-2 record with two shutouts, a 2.32 GAA and a .921 save percentage in 46 appearances with Manitoba (AHL) ... Ranked fifth in the league in save percentage ... Named an AHL Second Team All Star ... Earned his first win of the season with a 32-save shutout on 10/16 vs. Rochester ... Earned his first career NHL recall on 12/11 and made his NHL debut with the Canucks on 12/13 at SJ ...

Re-assigned to Manitoba on 12/17 ... Made a season-high 47 saves on 1/13 at San Antonio ... Recalled by Vancouver for the second time on 1/28 ... Appeared in his second NHL game on 1/29 vs. DAL ... Returned to Manitoba on 1/30 ... Registered his second shutout of the season on 3/8 at Toronto ... Posted a 1-0 record in one post-season appearance with Manitoba ... **2006-07:** Appeared in 41 games during his first season in Manitoba (AHL), earning a 24-12-2 record with three shutouts, a 2.17 GAA and a .922 save percentage ... Ranked third in the AHL in GAA and fourth in save percentage ... Posted a 4-6 record with one shutout and a 1.99 GAA in 11 Calder Cup Playoff games ... **2005-06:** Split season between Toledo (ECHL) and Grand Rapids (AHL) ... Earned a 24-7-2 record with two shutouts and a 2.06 GAA in 33 regular-season games with Toledo ... Appeared in six ECHL post-season games, earning a 5-1 record ... Led ECHL goaltenders in GAA (2.00) and tied for third in save percentage (.924) during the 2006 Kelly Cup Playoffs ... Posted an 8-4-0 record with a 2.91 GAA in 13 regular-season AHL games ... Went 3-1 with a 1.62 GAA in five Calder Cup Playoff games with Grand Rapids ... **2004-05:** Played in 24 games with Grand Rapids (AHL), posting a 7-8-0 record with one shutout and a 2.69 GAA ... Also appeared in two ECHL games with Toledo ... **2003-04:** Made his professional debut with Toledo (ECHL), earning a 6-4-0 record in 11 games ... Missed the majority of the season with a thigh injury.

**AMATEUR CAREER:** Earned a 73-87-13 record with seven shutouts, a 3.29 GAA and a .900 save percentage in 188 career games over four QMJHL seasons with Sherbrooke from 1999-00 to 2002-03.

**PERSONAL:** Was a fan of current Stars assistant coach and former NHL goaltender Andy Moog growing up ... Lists appearing in his first NHL game as his most memorable hockey moment.

**CAREER TRANSACTIONS:** Selected by Detroit in the fourth round, 121st overall, of the 2001 NHL Entry Draft ... Acquired by Vancouver from Detroit for future considerations on Sept. 12, 2006 ... Signed by Nashville as a free agent on July 1, 2008 ... Signed by the Thrashers as a free agent on July 6, 2009.

## CAREER STATISTICS

Year	Team	League	REGULAR SEASON							PLAYOFFS							
			GP	W	L	OT	MINS	GA	SO	GAA	GP	W	L	MINS	GA	SO	GAA
1999-00	Sherbrooke	QMJHL	24	10	7	2	1253	67	0	3.21	-	-	-	-	-	-	-
2000-01	Sherbrooke	QMJHL	48	17	22	3	2552	139	4	3.27	4	0	4	238	19	0	4.78
2001-02	Sherbrooke	QMJHL	55	15	34	3	3028	201	1	3.98	-	-	-	-	-	-	-
2002-03	Sherbrooke	QMJHL	61	31	24	5	3515	161	2	2.75	12	5	7	767	52	0	4.07
2003-04	Toledo	ECHL	11	6	4	0	574	25	0	2.61	-	-	-	-	-	-	-
2004-05	Grand Rapids	AHL	24	7	8	0	1049	47	1	2.69	-	-	-	-	-	-	-
	Toledo	ECHL	2	0	1	0	87	6	0	4.12	-	-	-	-	-	-	-
2005-06	Grand Rapids	AHL	13	8	4	0	681	33	0	2.91	5	3	1	260	7	0	1.62
	Toledo	ECHL	33	24	7	2	1981	68	2	2.06	6	5	1	360	12	0	2.00
2006-07	Manitoba	AHL	41	24	12	2	2290	83	3	2.17	11	4	6	633	21	1	1.99
<b>2007-08</b>	<b>Vancouver</b>	<b>NHL</b>	<b>2</b>	<b>0</b>	<b>1</b>	<b>0</b>	<b>61</b>	<b>3</b>	<b>0</b>	<b>2.95</b>	-	-	-	-	-	-	-
	Manitoba	AHL	46	25	18	2	2736	106	2	2.32	1	1	0	31	2	0	3.93
2008-09	Milwaukee	AHL	55	34	15	4	1419	122	4	2.30	11	7	4	655	18	1	1.65
2009-10	Chicago	AHL	41	20	17	2	2246	95	3	2.54	5	1	2	228	11	1	2.90
<b>NHL Totals (1 season)</b>			<b>2</b>	<b>0</b>	<b>1</b>	<b>0</b>	<b>61</b>	<b>3</b>	<b>0</b>	<b>2.95</b>	-	-	-	-	-	-	-



# PETER MANNINO

**GOALTENDER**

**HEIGHT: 6-1**

**WEIGHT: 195**

**CATCHES: LEFT**

**BORN: FEBRUARY 17, 1984**

**FARMINGTON HILLS, MICHIGAN**

**2009-10 SEASON:** Appeared in 38 games with the Chicago Wolves (AHL), registering a 26-5-1 record, a 2.34 goals-against average, a .921 save percentage and two shutouts ... Ranked fourth among league goaltenders in save percentage, sixth in GAA and 10th in wins ... Paced the club with a career-high in wins, GAA, save percentage ... Earned a career-high in shutouts ... Recorded his first win of the season on 11/15 at Houston ... Faced a season-high 41 shots and stopped a season-high 40 in a win vs. Peoria on 11/21 ... Named the AHL Goaltender of the Month for January ... Won 10 consecutive games from 1/13-2/19 ... Recorded his first shutout of the season on 1/29 at Grand Rapids ... Posted five consecutive wins from 2/28-3/16 ... Earned his second shutout of the season on 3/31 at Houston ... Posted his first post-season shutout on 4/16 vs. Milwaukee ... Collected his second shutout of the post-season on 4/19 at Milwaukee.

**PROFESSIONAL CAREER:** Posted a 1-1-0 record in three career NHL games with the NY Islanders ... Appeared in 72 regular season AHL games with Chicago and Bridgeport, posting 43-17-3 ... Has a 7-7 record in the AHL post-season ... **2008-09:** Earned a 1-1-0 record in his first three career NHL games with the NY Islanders ... Appeared in 34 games with Bridgeport (AHL), posting a 17-12-2 record with one shutout, a 2.94 GAA and a .900 save percentage ... Appeared in nine ECHL games with Utah, posting a 4-3-2 record with a 2.73 GAA and a .918 save percentage ... Earned his first professional victory on 10/19 vs. Philadelphia ... Recorded his first career shutout on 10/25 at Worcester ... Posted four straight wins from 10/19-11/1, registering one shutout, a 2.01 GAA and a .937 save percentage ... Made his NHL debut with the Islanders on 11/28 at BOS ... Made an AHL season-high 43 saves in a 4-3 overtime victory on 12/7 at Lowell ... Assigned to Utah (ECHL) on 2/5 and appeared in nine games with the Grizzlies ... Returned to Bridgeport on 2/23 ... Posted a season-high tying four-game win streak from 3/6-3/22, earning a 3.00 GAA and a .901 save percentage in those games ... Appeared in three Calder Cup Playoff games with the Sound Tigers, earning a 1-2 record ... Collected his first professional post-season win on 4/19 at Wilkes-Barre/Scranton.

**AMATEUR CAREER:** Earned a 63-32-5 record with 15 shutouts, a 2.36 GAA and a .917 save percentage in 103 career games with the University of Denver (WCHA) from 2004-05 to 2007-08 ... Holds Denver's all-time shutout record, ranks second in school history in save percentage, and is third in wins and GAA ... **2007-08:** Posted a 25-14-1 record with six shutouts, a 2.27 GAA and a .917 save percentage in a career-high 40 games for the Pioneers ... Tied for the NCAA Division I lead in shutouts and tied for third in wins ... Named to the WCHA Third All-Star Team and the WCHA All-Tournament Team ... Recorded a season-high seven-game win streak from 12/7-1/11, posting one shutout with a 2.01 GAA and a .929 save percentage in those games ... **2006-07:** Registered a 8-6-2 record with three shutouts, a 2.29 GAA and a .919 save percentage in 18 games ... Ranked second in the WCHA in winning percentage (.667) and third in save percentage ... **2005-06:** Earned a 12-8-1 record with one shutout, a 2.71 GAA and a .904 save percentage in 22 games for Denver ... Was named a pre-season Second-Team All-American by the College Hockey News ... **2004-05:** Earned an 18-4-1 record with five shutouts, a 2.19 GAA and a .927 save percentage in 23 games during his freshman season ... Helped lead Denver to the 2005 NCAA National Championship ... Named the NCAA Frozen Four Most Outstanding Player after posting a 1.50 GAA and a .966 save percentage ... Set the school's all-time freshman record for shutouts.

**PERSONAL:** Resides in Michigan during the off-season ... Enjoys spending time with family and friends and playing tennis in his spare time ... Lists earning his first NHL victory and capturing the 2005 NCAA National Championship with Denver as his most memorable hockey moments ... If he wasn't a hockey player, would have liked to have worked in the medical field.

**CAREER TRANSACTIONS:** Signed by the Islanders as a free agent on July 3, 2008 ... Signed by the Thrashers as a free agent on July 6, 2008.

## CAREER STATISTICS

Year	Team	League	REGULAR SEASON							PLAYOFFS							
			GP	W	L	OT	MIN	GA	SO	GAA	GP	W	L	MIN	GA	SO	GAA
2003-04	Tri-City	USHL	38	26	7	0	1988	70	5	2.11	-	-	-	-	-	-	-
2004-05	Denver	WCHA	21	16	4	1	1224	46	2	2.25	-	-	-	-	-	-	
2005-06	Denver	WCHA	22	12	8	1	1241	56	1	2.71	-	-	-	-	-	-	
2006-07	Denver	WCHA	18	8	6	2	1021	39	3	2.29	-	-	-	-	-	-	
2007-08	Denver	WCHA	40	25	14	1	2302	87	6	2.27	-	-	-	-	-	-	
<b>2008-09</b>	<b>NY Islanders</b>	<b>NHL</b>	<b>3</b>	<b>1</b>	<b>1</b>	<b>0</b>	<b>133</b>	<b>10</b>	<b>0</b>	<b>4.51</b>	-	-	-	-	-	-	
	Bridgeport	AHL	34	17	12	2	1959	96	1	2.94	3	1	2	189	10	0	3.18
	Utah	ECHL	9	4	3	2	133	10	0	2.73	-	-	-	-	-	-	
2009-10	Chicago	AHL	38	26	5	1	2026	79	2	2.34	12	6	5	653	34	2	3.12
<b>NHL Totals (1 season)</b>			<b>3</b>	<b>1</b>	<b>1</b>	<b>0</b>	<b>133</b>	<b>10</b>	<b>0</b>	<b>4.51</b>	-	-	-	-	-	-	-

# IAN MCKENZIE

**RIGHT WING**

**HEIGHT: 6-5**

**SHOOTS: RIGHT**

**WEIGHT: 230**

**BORN: MAY 23, 1987**

**WEYBURN, SASKATCHEWAN**



**2009-10 SEASON:** Scored one goal in 24 American Hockey League games with Milwaukee and five points (3g, 2a) in 24 ECHL games with Cincinnati ... Began the season in Milwaukee and scored the game-winning goal in the first contest of the year on 10/3 at Chicago ... Called for an AHL season-high seven penalty minutes on 10/23 at Rockford ... Re-assigned to Cincinnati (ECHL) in 1/6 and made his season debut with the Cyclones that night vs. Trenton ... Earned his first point (1a) with the Cyclones on 1/9 at Reading ... Scored his first goal on 1/13 vs. Kalamazoo ... Added six points (3g, 3a) in 15 playoff games with Cincinnati, while winning the Kelly Cup Championship.

**PROFESSIONAL CAREER:** Earned five points (4g, 1a) in 50 AHL games with Milwaukee and 20 points (15g, 5a) in 64 ECHL games with Cincinnati ... **2008-09:** Earned four points (3g, 1a) in 26 AHL games with the Admirals ... Tallied 15 points (12g, 3a) in 40 ECHL games with Cincinnati ... Began the season with Milwaukee and appeared in 10 games with them before being re-assigned to Cincinnati ... Made his debut with the Cyclones on 11/21 vs. Wheeling ... Scored his first goal on 11/25 vs. Dayton ... Earned two points with the Cyclones on four occasions, including 1/23 vs. Dayton (1g, 1a), 2/20 vs. Dayton (2g), 2/25 vs. Reading (1g, 1a) and 3/7 at Reading (1g, 1a) ... Returned to Milwaukee and earned his first point with the Admirals on 3/27 at Peoria ... Scored goals in back-to-back games on 3/29 and 4/1 ... Added eight points (4g, 4a) in eight ECHL playoff games with Cincinnati.

**AMATEUR CAREER:** Tallied 76 points (39g, 37a) in 228 career Western Hockey League games with Moose Jaw and Seattle from 2003 to 2008 ... Appeared in 50 WHL playoff games, recording 25 points (15g, 10a) ... **2007-08:** Recorded 40 points (19g, 21a) in 68 games with the Seattle Thunderbirds ... Scored a goal in his first game of the season on 10/5 at Kelowna ... Recorded points in three straight games from 11/3-11/10, earning four points (1g, 3a) during that stretch ... Posted his second three-game point streak from 12/7-12/9, recording

four points (3g, 1a) in those games ... Earned four points (2g, 2a) over a two-game stretch from 1/18-1/19 ... Tallied a season-high three points (1g, 2a) on 2/6 vs. Kamloops ... Matched his season-high with three points (2g, 1a) on 3/7 at Vancouver ... Earned five points (2g, 3a) during a three-game point streak from 3/14-3/16 ... Added 14 points (8g, 6a) in 12 post-season games ... Tallied a playoff-high three assists on 3/25 at Kelowna ... Scored a playoff-high three goals on 4/4 at Tri-City ... Earned points in five straight games from 3/25-4/4, collecting 11 points (6g, 5a) during that stretch ... **2006-07:** Scored one goal in six games with the Moose Jaw Warriors and earned 21 points (12g, 9a) in 60 games with the Seattle Thunderbirds ... Began the season in Moose Jaw and scored a goal in his first game on 9/22 at Brandon ... Made his debut with the Thunderbirds on 10/21 vs. Medicine Hat ... Scored a season-high two goals three times, including 11/5 at Chilliwack, 12/29 vs. Portland and 1/17 at Prince Albert ... Tallied a season-high four points (2g, 2a) on 1/17 at Prince Albert ... Added three points (2g, 1a) in 11 post-season games ... **2005-06:** Tallied seven points (4g, 3a) in 42 games with Moose Jaw ... Scored goals in back-to-back games from 9/23-9/24 ... Added eight points (5g, 3a) in 22 WHL playoff games ... Earned a playoff-high two points twice: 4/4 at Brandon (1g, 1a) and 4/26 vs. Medicine Hat (1g, 1a) ... **2004-05:** Recorded seven points (4g, 3a) in 42 games with Moose Jaw during his first full WHL season ... Tallied his first point (1a) of the season on 9/25 at Saskatoon ... Scored his first goal on 10/8 vs. Swift Current ... Appeared in five WHL post-season contests ... **2003-04:** Made his WHL debut, appearing in eight games with Moose Jaw.

**PERSONAL:** Would like to be a personal trainer if he were not playing hockey ... Lists football and basketball as his favorite sports other than hockey ... Enjoys playing video games and working out in his spare time ... His first job was working for his dad on the farm.

**CAREER TRANSACTIONS:** Signed by Nashville as a free agent on May 6, 2008 ... Acquired by the Thrashers from Nashville for Grant Lewis on Sept. 1, 2010.

## CAREER STATISTICS

Year	Team	League	REGULAR SEASON													PLAYOFFS				
			GP	G	A	PTS	PIM	+/-	PP	SH	GW	S	ATOI	GP	G	A	PTS	PIM		
2003-04	Moose Jaw	WHL	8	0	0	0	0	-	-	-	-	-	-	-	-	-	-	-	-	
2004-05	Moose Jaw	WHL	44	3	4	7	18	-	-	-	-	-	-	-	5	0	0	0	11	
2005-06	Moose Jaw	WHL	42	4	3	7	68	-	-	-	-	-	-	22	5	3	8	8		
2006-07	Moose Jaw	WHL	6	1	0	1	10	-	-	-	-	-	-	-	-	-	-	-	-	
	Seattle	WHL	60	12	9	21	77	-	-	-	-	-	-	11	2	1	3	17		
2007-08	Seattle	WHL	68	19	21	40	103	-	-	-	-	-	-	12	8	6	14	12		
2008-09	Milwaukee	AHL	26	3	1	4	31	-	-	-	-	-	-	-	-	-	-	-	-	
	Cincinnati	ECHL	40	12	3	15	56	-	-	-	-	-	-	8	4	4	8	8		
2009-10	Cincinnati	ECHL	24	3	2	5	48	-	-	-	-	-	-	15	3	3	6	33		
	Milwaukee	AHL	24	1	0	1	14	-	-	-	-	-	-	-	-	-	-	-		



# ERIC O'DELL

**CENTER**

**HEIGHT: 6-0**

**WEIGHT: 185**

**SHOOTS: RIGHT**

**BORN: JULY 21, 1990**

**OTTAWA, ONTARIO**

**2009-10 SEASON:** Recorded 68 points (33g, 35a) in 68 Ontario Hockey League games with the Sudbury Wolves ... Led the team in points and goals, and ranked second in assists ... Recorded career highs in games played, points and assists, and tied his career-best in goals ... Earned a season-high three assists in his first game on 9/18 vs. Erie ... Posted a six-game point streak from 9/25-10/9, collecting 13 points (7g, 6a) during that stretch, including five multiple-point games ... Earned points in all nine games played during the month of December, recording 16 points (10g, 6a) in those games ... Posted a season-high four points (2g, 2a) on 12/18 at Erie ... Tallied five points (2g, 3a) over a two-game span from 1/10-1/15 ... Scored one goal for the Eastern Conference at the 2010 OHL All-Star Classic on 2/3 ... Added two assists in four OHL playoff games ... Appeared in three American Hockey League games with the Chicago Wolves at the conclusion of his junior season.

**AMATEUR CAREER:** Recorded 163 points (80g, 83a) in 159 OHL games with the Sudbury Wolves ... Added six assists in 10 post-season contests ... **2008-09:** Earned 63 points (33g, 30a) in 65 games with the Wolves ... Led the team in goals and ranked second in points ... Earned five points (3g, 2a) over the first two games of the season from 9/19-9/26 ... Tallied a season-high three assists on 11/4 vs. Kingston and 11/16 vs. Sarnia ... Recorded a season-high seven-game point streak from 12/19-1/8, posting 11 points (7g, 4a) in those games ... Collected a season-high four points (2g, 2a) on 1/3 vs. Niagara ... Matched his season-high with two goals on 1/27 and

2/17, both games vs. Sault St. Marie ... Scored one goal for the Eastern Conference at the 2009 OHL All-Star Classic on 2/4 ... Made his OHL playoff debut, earning four assists in six games ... Earned his first career playoff point with one assist on 3/19 at Belleville ... **2007-08:** Tallied 56 points (23g, 33a) in 34 games with the Cumberland Grads of the Central Jr. A Hockey League (CJHL) ... Earned 32 points (14g, 18a) in 26 games during his first OHL season ... Made his OHL debut on 1/12 vs. Niagara ... Recorded three points (1g, 2a) in his second career OHL game on 1/18 vs. Saginaw ... Recorded points in five straight games from 1/18-1/26, posting nine points (4g, 5a) during that stretch ... Earned points in a season-high six straight games from 2/12-2/23, collecting 12 points (7g, 5a) in those games including two, four-point efforts ... Scored a season-high four goals on 2/15 vs. Owen Sound ... Matched his season-high with four points (1g, 3a) on 2/23 at Belleville.

**PERSONAL:** Enjoys playing video games in his spare time ... Lists winning the 2008 Under-18 World Championship as his favorite hockey memory ... His favorite television show is Family Guy ... Was a fan of the Ottawa Senators and Daniel Alfredsson growing up.

**CAREER TRANSACTIONS:** Selected by Anaheim in the second round, 39th overall, of the 2008 NHL Entry Draft ... Acquired by the Thrashers from Anaheim for Erik Christensen on March 4, 2009.

## CAREER STATISTICS

Year	Team	League	REGULAR SEASON													PLAYOFFS			
			GP	G	A	PTS	PIM	+/-	PP	SH	GW	S	ATOI	GP	G	A	PTS	PIM	
2006-07	Ottawa West	OJHL-B	40	28	20	48	45	-	-	-	-	-	-	-	-	-	-	-	-
	Ottawa Jr. Sens	CJHL	2	1	0	1	0	-	-	-	-	-	-	-	-	-	-	-	-
2007-08	Cumberland	CJHL	34	23	33	56	12	-	-	-	-	-	-	-	-	-	-	-	-
	Sudbury	OHL	26	14	18	32	19	-	-	-	-	-	-	-	-	-	-	-	-
2008-09	Sudbury	OHL	65	33	30	63	55	-	-	-	-	-	-	6	0	4	4	4	4
2009-10	Sudbury	OHL	68	33	35	68	63	-	-	-	-	-	-	4	0	2	2	7	7
	Chicago	AHL	3	0	0	0	0	-	-	-	-	-	-	-	-	-	-	-	-



# DANICK PAQUETTE

**RIGHT WING**

**HEIGHT: 6-1**

**WEIGHT: 210**

**SHOOTS: RIGHT**

**BORN: JULY 17, 1990**

**MONTREAL, QUEBEC**



**2009-10 SEASON:** Tallied 65 points (36g, 29a) and 136 penalty minutes in 64 games with the Quebec Remparts of the Quebec Major Junior Hockey League ... Set career-highs in games played, points, goals and assists ... Led the team in goals, ranked fifth in points and was sixth in assists ... Scored a career-high six game-winning goals ... Led his team in penalty minutes ... Collected points in four straight games from 10/2-10/11, earning seven points (3g, 4a) during that stretch ... Recorded points in a season-high 10 games from 11/28-12/27, tallying 14 points (7g, 7a) in those games ... Posted a season-high four points (2g, 2a) on 12/27 vs. Chicoutimi ... Totaled 13 points (9g, 4a) during a six-game point/goal streak to end the regular season ... Added four points (1g, 3a) in five QMJHL playoff games.

**AMATEUR CAREER:** Recorded 175 points (94g, 81a) and 706 penalty minutes in 251 career QMJHL games with Lewiston and Quebec ... Added 10 points (3g, 7a) in 26 post-season games and captured the QMJHL Championship during the 2006-07 season ... **2008-09:** Appeared in 61 games with Lewiston, posting 50 points (25g, 25a) ... Ranked second on the team in points and goals, and fifth in assists ... Led the league with a career-high 230 penalty minutes ... Posted a season-high four points (3g, 1a) on 11/1 at Acadie-Bathurst ... Earned five points (2g, 3a) during a five-game point streak from 11/9-11/28 ... Tallied points in a season-high 11 games from 12/27-1/17, recording 17 points (10g, 7a) during that stretch ... Scored his second hat trick of the season on 1/17 at Val-d'Or ... Added three points (1g, 2a) in two playoff games ... **2007-08:** Recorded 42 points (29g, 13a) in 63 games with

Lewiston ... Led the team with 213 penalty minutes, ranked third in goals and was fourth in points ... Scored goals in each of the first two games of the season ... Earned points in three straight games from 9/21-9/28, recording four points (2g, 2a) during that stretch ... Tallied a season-high two assists on 10/5 at St. John's ... Registered points in a season-high four straight games from 10/28-11/3, posting four points (3g, 1a) ... Tallied 14 points (11g, 3a) over a 10-game span from 1/5-2/1, including matching his season-high with a four-game point streak from 1/25-2/1 (6g, 2a) ... Tallied a season-high four points (3g, 1a), including his first career hat trick on 1/30 vs. Drummondville ... Recorded three points (1g, 2a) in five playoff games ... Scored his first career post-season goal on 3/21 at Cape Breton ... **2006-07:** Made his QMJHL debut, collecting 18 points (4g, 14a) in 63 games with Lewiston ... Ranked third on the team with 112 penalty minutes ... Scored his first career goal in his first game on 9/22 at Prince Edward Island ... Earned points in back-to-back games (1g, 1a) from 10/28-10/29 ... Tallied a season-high two points/assists on 12/12 at Saint John ... Appeared in 14 post-season games, while capturing the QMJHL Championship.

**PERSONAL:** Would like to be a firefighter if he were not playing hockey ... Lists baseball as his favorite sport other than hockey ... Enjoys playing video games in his spare time ... His father played major junior hockey.

**CAREER TRANSACTIONS:** Selected by the Thrashers in the third round, 64th overall, of the 2008 NHL Entry Draft.

## CAREER STATISTICS

Year	Team	League	REGULAR SEASON													PLAYOFFS			
			GP	G	A	PTS	PIM	+/-	PP	SH	GW	S	ATOI	GP	G	A	PTS	PIM	
2005-06	Ecole Montpetit	QAAA	36	17	16	33	191	-	-	-	-	-	-	-	3	0	1	1	6
2006-07	Lewiston	QMJHL	63	4	14	18	112	-	-	-	-	-	-	14	0	0	0	18	
2007-08	Lewiston	QMJHL	63	29	13	42	213	-	-	-	-	-	-	5	1	2	3	30	
2008-09	Lewiston	QMJHL	61	25	25	50	230	-	-	-	-	-	-	2	1	2	3	25	
	Chicago	AHL	4	0	0	0	12	-	-	-	-	-	-	-	-	-	-	-	
2009-10	Quebec	QMJHL	64	36	29	65	136	-	-	-	-	-	-	5	1	3	4	21	



# ED PASQUALE

**GOALTENDER**

**HEIGHT: 6-3**

**WEIGHT: 215**

**CATCHES: LEFT**

**BORN: NOVEMBER 20, 1990**

**TORONTO, ONTARIO**

**2009-10 SEASON:** Appeared in 51 games with the Saginaw Spirit (OHL), posting a 27-17-5 record with one shutout, a 3.17 goals-against average and a .916 save percentage ... Earned his first victory of the season on 10/9 vs. Sudbury ... Won a season-high six consecutive games from 10/25-11/8 ... Made a season-high 61 saves on a season-high 63 shots faced, recording the win vs. Windsor on 2/13 ... Registered his only shutout of the season on 3/13 vs. Kitchener ... Tallied a 2-3-1 record in the post-season ... Ranked first among league goaltenders with a .941 save percentage and was third with a 2.33 GAA in the playoffs.

**AMATEUR CAREER:** Posted a 75-48-13 record with two shutouts, a 3.11 GAA and a .911 save percentage in 142 career OHL games with Belleville and Saginaw ... **2008-09:** Appeared in 61 games with Saginaw, posting a 32-21-6 record with a 3.02 GAA and a .911 save percentage ... Appeared in the 2009 CHL Top Prospects Game and the 2009 OHL All-Star Classic ... Named to the OHL's Third All-Star Team ... Ranked sixth in the OHL in wins and was ninth in save

percentage ... Appeared in eight post-season games, posting a 4-4 record with a 3.85 GAA and a .895 save percentage ... **2007-08:** Split the season between Belleville and Saginaw, earning a 12-9-2 record with one shutout, a 3.25 GAA and a .894 save percentage in 23 total games ... Began the season in Belleville, posting a 4-4-2 record with one shutout, a 2.90 GAA and a .900 save percentage in 10 games ... Appeared in 13 games following a mid-season trade to Saginaw, registering an 8-5-0 record with a 3.54 GAA and a .890 save percentage ... Saw action in two post-season games with the Spirit ... **2006-07:** Made his OHL debut with Belleville, posting a 4-1-0 record with a 3.10 GAA and a .917 save percentage.

**PERSONAL:** Lists getting drafted as his favorite hockey memory ... Enjoys watching football, baseball and the UFC ... If he were not playing hockey he would like to be a school teacher ... His first job was working at hockey schools.

**CAREER TRANSACTIONS:** Selected by the Thrashers in the fourth round, 117th overall, of the 2009 NHL Entry Draft.

## CAREER STATISTICS

Year	Team	League	REGULAR SEASON								PLAYOFFS						
			GP	W	L	OT	MINS	GA	SO	GAA	GP	W	L	MINS	GA	SO	GAA
2006-07	Wellington	OPJHL	18	13	3	2	1091	35	1	1.92	-	-	-	-	-	-	-
	Belleville	OHL	7	4	1	0	367	19	0	3.11	-	-	-	-	-	-	-
2007-08	Belleville	OHL	10	4	4	2	558	27	1	2.90	-	-	-	-	-	-	-
	Saginaw	OHL	13	8	5	0	661	39	0	3.54	2	0	1	97	5	0	3.09
2008-09	Saginaw	OHL	61	32	21	6	3536	178	0	3.02	8	4	4	530	34	0	3.85
2009-10	Saginaw	OHL	51	27	17	5	2898	153	1	3.17	6	2	3	361	14	0	2.33

# FREDRIK PETTERSSON

**RIGHT WING**

**HEIGHT: 5-10**

**WEIGHT: 185**

**SHOOTS: RIGHT**

**BORN: JUNE 10, 1987**

**GÖTEBORG, SWEDEN**



**2009-10 SEASON:** Tallied 38 points (20g, 18a) in 54 games with Frolunda of the Swedish Elite League (SEL) ... Led his team and tied for fourth in the league in goals ... Ranked second on his team in points ... Set career-highs for games played, points, goals and assists ... Added four points (3g, 1a) in seven SEL post-season contests ... Earned two points (1g, 1a) in seven games for Sweden at the 2010 World Championship.

**EUROPEAN CAREER:** Recorded 77 points (34g, 43a) in 160 Swedish Elite League games with Frolunda from 2007 to 2010 ... Earned 20 points (14g, 9a) with Frolunda's Under-20 team in the SuperElit league from 2003 to 2008 ... Posted 36 points (19g, 17a) in 28 games with Frolunda's club in the Under-18 Allsvenskan league ... **2008-09:** Appeared in 53 games with Frolunda's SEL team, posting 26 points (8g, 18a) ... Ranked third on the team in assists, fifth in points and tied for sixth in goals ... Added six points (5g, 1a) in 10 post-season games ... **2007-08:** Made his SEL debut, posting 13 points (6g, 7a) in 53 games with Frolunda ... Made his SEL debut and scored his first-career goal on 9/24 at HV71 ... Scored one goal in two games with Frolunda's Under-20 SuperElit team ... **2004-05:** Split time between Frolunda's Under-18 and Under-20 squads ... Posted 17 points (9g, 8a) in 24 games with the U-20 club, while earning three points (1g, 2a) in two games with the U-18 team ... **2003-04:** Appeared in 14 games with Frolunda's Under-18 team, posting 21 points (13g, 8a) ... Tallied five points

(4g, 1a) in six games with the Under-20 club ... **2002-03:** Made his Frolunda debut, earning 12 points (5g, 7a) in 12 games with the Under-18 team.

**AMATEUR CAREER:** Tallied 93 points (43g, 50a) in 111 Western Hockey League games with the Calgary Hitmen from 2005 to 2007 ... **2006-07:** Recorded 50 points (21g, 29a) in 52 games with Calgary ... Ranked fourth on the team in points and tied for fourth in goals ... Tied for sixth in assists ... Added seven points (1g, 6a) in 18 WHL playoff games ... **2005-06:** Made his WHL debut, posting 43 points (22g, 21a) in 59 games with the Hitmen ... Tallied 10 points (5g, 5a) in 13 post-season games.

**INTERNATIONAL CAREER:** Has represented Sweden in international competition four times, including the World Championship (2010), World Junior Championship (2007, 2006) and World Under-18 Championship (2005).

**PERSONAL:** Lists playing in an outdoor game with Frolunda during the 2009-10 season as his favorite hockey memory ... Enjoys playing golf, tennis and volleyball in his spare time ... Was a fan of the Anaheim Ducks growing up.

**CAREER TRANSACTIONS:** Selected by Edmonton in the fifth round, 157th overall, of the 2005 NHL Entry Draft ... Signed by the Thrashers as a free agent on June 15, 2010.

## CAREER STATISTICS

Year	Team	League	REGULAR SEASON													PLAYOFFS				
			GP	G	A	PTS	PIM	+/-	PP	SH	GW	S	ATOI	GP	G	A	PTS	PIM		
2002-03	Frolunda	Sweden U-18	12	5	7	12	6	-	-	-	-	-	-	-	5	2	1	3	8	
2003-04	Frolunda	Sweden U-18	14	13	8	21	6	-	-	-	-	-	-	7	6	3	9	8		
	Frolunda	Sweden Jr.	6	4	1	5	2	-	-	-	-	-	-	2	0	0	0	0		
2004-05	Frolunda	Sweden U-18	2	1	2	3	10	-	-	-	-	-	-	6	4	5	9	10		
	Frolunda	Sweden Jr.	24	9	8	17	32	-	-	-	-	-	-	6	5	3	8	16		
2005-06	Calgary	WHL	59	22	21	43	47	-	-	-	-	-	-	-	-	-	-	-		
2006-07	Calgary	WHL	52	21	29	50	50	-	-	-	-	-	-	-	-	-	-	-		
2007-08	Frolunda	Sweden	53	6	7	13	38	-	-	-	-	-	-	7	2	1	3	6		
	Frolunda	Sweden Jr.	2	1	0	1	0	-	-	-	-	-	-	-	-	-	-	-		
2008-09	Frolunda	Sweden	53	8	18	26	67	-	-	-	-	-	-	10	5	1	6	4		
2009-10	Frolunda	Sweden	54	20	18	38	67	-	-	-	-	-	-	7	3	1	4	10		



# PAUL POSTMA

## DEFENSE

HEIGHT: 6-3

WEIGHT: 195

SHOOTS: RIGHT

BORN: FEBRUARY 22, 1989

RED DEER, ALBERTA

**2009-10 SEASON:** Appeared in 63 games with Chicago (AHL) during his first professional season, posting 29 points (15g, 14a) and a plus-5 rating ... Lead team defenseman in goals and was second in points ... Made his professional debut on 10/3 vs. Milwaukee ... Recorded his first professional points (1g, 2a) on 10/14 vs. Rockford ... Set a season-high in points and goals on 2/21 vs. San Antonio, posting four points and his first career hat trick ... Earned a season-high three assists on 2/28 vs. Rockford ... Registered a season-high nine shots on goal on 3/12 vs. Toronto ... Amassed three points (1g, 2a) in the regular season finale vs. Grand Rapids on 4/10 ... Appeared in seven post-season games, adding two assists.

**AMATEUR CAREER:** Tallied 161 points (44g, 117a) in 270 career Western Hockey League games with Swift Current and Calgary ... Added 24 points (11g, 13a) in 44 WHL post-season contests ... **2008-09:** Recorded 84 points (23g, 61a) in 70 games for the Calgary Hitmen (WHL) ... Set new career highs in points, goals, assists and plus/minus (plus-67) ... Led the WHL in plus/minus rating, ranked fourth in assists and tied for 11th in overall points ... Set franchise records for goals by a defenseman and plus/minus ... Nominated for the Bill Hunter Memorial Trophy, given annually to the league's top defenseman and was selected to the WHL's Eastern Conference First All-Star Team ... Established a season high with three assists on 10/4 vs. Kamloops ... Earned points in five consecutive games from 10/16- 10/25, posting seven points (2g, 5a) during that stretch ... Recorded six points (2g, 4a) over a three-game stretch from 11/15-11/28 ... Earned a nine-game point streak from 12/9-1/3, collecting 11 points (4g, 7a) during that span ... Posted a career-high 14-game point streak from 1/11-2/10, earning 28 points (10g, 18a) in those games ... Scored a season-high two goals on 1/16 vs. Vancouver ... Collected a career-high tying four points (1g, 3a) on 1/25 vs. Regina ... Added 13 points (5g, 8a) in 18 WHL post-season games, while helping the Hitmen advance to the Western Conference Finals

for the third consecutive season ... Scored a playoff-high two goals on 4/3 vs. Lethbridge ... Recorded a post-season high three points (1g, 2a) on 4/17 vs. Brandon ... **2007-08:** Began the season with the Swift Current Broncos and appeared in two games before being traded to Calgary ... Earned a season-high two assists on 10/8 at Kamloops ... Posted three points (2g, 1a) on 11/16 at Moose Jaw ... Earned a season-high three assists on 12/5 vs. Prince Albert ... Collected a career-high four points (2g, 2a) on 1/4 vs. Kootenay ... Added 10 points (6g, 4a) in 16 WHL playoff games for Calgary ... Recorded three points (1g, 2a) in Calgary's first post-season game on 3/21 vs. Moose Jaw ... Scored a playoff-high two goals on 4/9 vs. Swift Current ... **2006-07:** Appeared in 70 games with the Swift Current Broncos, recording 24 points (5g, 19a) ... Ranked 11th on team and third among defensemen in points ... Posted career-high four points (3g, 1a) on 3/16 vs. Moose Jaw ... Recorded seven points (3g, 4a) during a four-game point streak from 3/10-3/17 ... Added one assist in six WHL post-season contests ... **2005-06:** Recorded 11 points (2g, 9a) in 58 games during his rookie season with the Broncos ... Posted a season-high two points (2a) on 2/28 vs. Lethbridge ... Registered three points (3a) in two games from 2/26-2/28 ... **2004-05:** Made his WHL debut, appearing in four games with Swift Current.

**PERSONAL:** Lists going to the Western Hockey League Finals with Calgary in 2008 as his most memorable hockey moment ... Resides in Calgary in the off-season ... Enjoys camping and fishing in his spare time ... If he was not playing hockey, would like to be a SCUBA instructor ... Was a fan of defenseman Scott Niedermayer growing up.

**CAREER TRANSACTIONS:** Selected by the Thrashers in the seventh round, 205th overall, of the 2007 NHL Entry Draft.

## CAREER STATISTICS

Year	Team	League	REGULAR SEASON													PLAYOFFS				
			GP	G	A	PTS	PIM	+/-	PP	SH	GW	S	ATOI	GP	G	A	PTS	PIM		
2004-05	Red Deer	AMHL	36	6	5	11	24	-	-	-	-	-	-	-	-	-	-	-	-	
	Swift Current	WHL	4	0	0	0	0	-	-	-	-	-	-	-	-	-	-	-	-	
2005-06	Swift Current	WHL	58	2	9	11	6	-	-	-	-	-	-	-	-	4	0	0	0	0
2006-07	Swift Current	WHL	70	5	19	24	42	-	-	-	-	-	-	-	-	6	0	1	1	0
2007-08	Swift Current	WHL	2	0	0	0	2	-	-	-	-	-	-	-	-	-	-	-	-	-
	Calgary	WHL	66	14	28	42	30	-	-	-	-	-	-	-	-	16	6	4	10	4
2008-09	Calgary	WHL	70	23	61	84	28	-	-	-	-	-	-	-	-	18	5	8	13	10
2009-10	Chicago	AHL	63	15	14	29	24	-	-	-	-	-	-	-	-	7	0	2	2	0

# PATRICK RISSMILLER

**LEFT WING**

**HEIGHT: 6-4**

**SHOOTS: LEFT**

**WEIGHT: 225**

**BORN: OCTOBER 26, 1978**

**BELMONT, MASSACHUSETTS**



**2009-10 SEASON:** Totalled 47 points (20g, 27a) in 69 American Hockey League games with Hartford and Grand Rapids ... Began the season in Hartford and tallied two assists in six games ... Earned 45 points (20g, 25a) in 63 games with Grand Rapids ... Tallied points in back-to-back games (1g, 1a) from 10/24-10/25 ... Recorded points in three straight games from 10/30-11/8, posting three points (1g, 2a) during that stretch ... Earned five points (1g, 4a) during a three-game point streak from 11/20-11/25 ... Tallied a season-high three points (1g, 2a) on 12/13 at Toronto ... Played for Planet USA at the 2010 AHL All-Star Classic on 1/19 ... Scored a season-high two goals on 2/5 vs. Toronto ... Matched his season-high with two goals on 2/28 at Lake Erie ... Ended the season with points in three consecutive games from 3/12-3/14.

**PROFESSIONAL CAREER:** Earned 45 points (18g, 27a) in 182 career NHL games with the NY Rangers and San Jose ... Appeared in 417 AHL games with Cleveland, Hartford and Grand Rapids, posting 282 points (98g, 184a) ... **2008-09:** Recorded 54 points (14g, 40a) in 64 AHL games with Hartford ... Appeared in two NHL games with the Rangers ... Made his NY Rangers debut on 10/11 at PHI ... Earned three assists in his first two AHL games of the year from 11/14-11/16 ... Tallied points in five straight games from 11/21-12/5, earning seven points (1g, 6a) during that stretch ... Recorded a season-high three points (1g, 2a) on 3/20 at Portland ... Added one assist in six AHL playoff games ... **2007-08:** Recorded 17 points (8g, 9a) in 79 games with the San Jose Sharks ... Earned a season-high two points (1g, 1a) on 11/15 at PHX ... Scored a season-high two goals on 1/5 vs. CBJ ... Matched his season-high

with two points (1g, 1a) on 1/29 at EDM ... Appeared in eight Stanley Cup Playoff games ... **2006-07:** Tallied 22 points (7g, 15a) in 79 games with San Jose ... Tallied a season-high three assists on 1/19 at LA ... Earned two points (1g, 1a) vs. PHI ... Recorded four points (1g, 3a) in 11 post-season games with the Sharks ... Earned two points (1g, 1a), including the game-winning goal, on 4/11 at NSH ... **2005-06:** Tallied six points (3g, 3a) in 18 games with the Sharks and 52 points (15g, 37a) in 68 AHL games with the Cleveland Barons ... Recorded a season-high four points/assists on 1/7 vs. Peoria ... Played for Planet USA at the 2006 AHL All-Star Classic on 2/1 ... **2004-05:** Tallied 44 points (21g, 23a) in 69 games with the Cleveland Barons ... **2003-04:** Appeared in 75 games with Cleveland, posting 45 points (14g, 31a) ... Saw action in four NHL games with San Jose ... Made his NHL debut with the Sharks on 11/13 vs. STL ... Added one assist on nine AHL Calder Cup Playoff games with the Barons ... **2002-03:** Made his professional debut, posting 40 points (14g, 26a) in 72 AHL games with Cleveland and four points (2g, 2a) in two ECHL games with Cincinnati.

**AMATEUR CAREER:** Recorded 143 points (53g, 90a) in 131 games with Holy Cross of the Metro Atlantic Athletic Conference from 1998 to 2002 ... Named to the MAAC All-Rookie Team in 1998-99 and the MAAC Player of the Year following his senior season in 2001-02.

**CAREER TRANSACTIONS:** Signed by San Jose as a free agent on Sept. 23, 2002 ... Signed by the NY Rangers as a free agent on July 1, 2008 ... Acquired by the Thrashers from the NY Rangers with Donald Brashear for Todd White on Aug. 2, 2010.

## CAREER STATISTICS

Year	Team	League	REGULAR SEASON													PLAYOFFS				
			GP	G	A	PTS	PIM	+/-	PP	SH	GW	S	ATOI	GP	G	A	PTS	PIM		
1998-99	Holy Cross	MAAC	34	13	28	41	23	-	-	-	-	-	-	-	-	-	-	-	-	
1999-00	Holy Cross	MAAC	35	10	17	27	22	-	-	-	-	-	-	-	-	-	-	-	-	
2000-01	Holy Cross	MAAC	29	14	15	29	40	-	-	-	-	-	-	-	-	-	-	-	-	
2001-02	Holy Cross	MAAC	33	16	30	46	31	-	-	-	-	-	-	-	-	-	-	-	-	
2002-03	Cleveland	AHL	72	14	26	40	24	-	-	-	-	-	-	-	-	-	-	-	-	
	Cincinnati	ECHL	2	2	2	4	0	-	-	-	-	-	-	-	-	-	-	-	-	
2003-04	San Jose	NHL	4	0	0	0	0	0	0	0	0	0	2	7:07	-	-	-	-	-	
	Cleveland	AHL	75	14	31	45	66	-	-	-	-	-	-	-	9	0	1	1	8	
2004-05	Cleveland	AHL	69	21	23	44	50	-	-	-	-	-	-	-	-	-	-	-	-	
2005-06	San Jose	NHL	18	3	3	6	8	1	1	0	1	26	9:21	11	2	1	3	6	-	
	Cleveland	AHL	68	15	37	52	30	-	-	-	-	-	-	-	-	-	-	-	-	
2006-07	San Jose	NHL	79	7	15	22	22	1	1	0	0	100	12:09	11	1	3	4	0		
2007-08	San Jose	NHL	79	8	9	17	30	-8	0	0	2	119	13:09	8	0	0	0	4		
2008-09	NY Rangers	NHL	2	0	0	0	0	-2	0	0	0	2	9:12	-	-	-	-	-		
	Hartford	AHL	64	14	40	54	24	-	-	-	-	-	-	6	0	1	1	6		
2009-10	Hartford	AHL	6	0	2	2	8	-	-	-	-	-	-	-	-	-	-	-		
	Grand Rapids	AHL	63	20	25	45	18	-	-	-	-	-	-	-	-	-	-	-		
NHL Totals (5 seasons)			182	18	27	45	60	-8	2	0	3	249	12:10	30	3	4	7	10		



# JARED ROSS

**CENTER**

**HEIGHT: 5-10**

**WEIGHT: 175**

**SHOOTS: LEFT**

**BORN: SEPTEMBER 18, 1982**

**HUNTSVILLE, ALABAMA**

**2009-10 SEASON:** Appeared in three NHL games with Philadelphia and posted 46 points (12g, 34a) in 73 American Hockey League games with the Adirondack Phantoms ... Led the team in assists and tied for second in points ... Ranked second with two shorthanded goals ... Served as the Phantoms team captain ... Established a season-high with two points (1g, 1a) on 10/18 at Bridgeport ... Earned three assists over a two-game span from 11/1-11/4 ... Recalled by Philadelphia on 11/22 ... Re-assigned to the Phantoms on 11/30 after appearing in three games with the Flyers ... Earned assists in a season-high five straight games from 1/3-1/13, recording six assists during that span ... Matched his season-high with a five-game point streak from 2/10-2/19, earning six points (2g, 4a) in those games ... Registered six points (3g, 3a) during a four-game point streak from 3/13-3/20.

**PROFESSIONAL CAREER:** Appeared in 13 NHL games with the Flyers ... Scored one goal in nine Stanley Cup Playoff games with the Flyers ... Tallied 243 points (85g, 158a) in 328 career AHL games with Philadelphia, Adirondack and Chicago ... Appeared in 12 AHL playoff games with Philadelphia, posting nine points (5g, 4a) ... **2008-09:** Made his NHL debut, appearing in 10 games with the Flyers ... Tallied 69 points (29g, 40a) in 64 AHL games with the Philadelphia Phantoms ... Made his NHL debut on 10/11 vs. NYR ... Earned points in his first six games with the Phantoms from 10/29-11/19, recording nine points (5g, 4a) during that stretch ... Posted three points (2g, 1a) on 12/5 vs. Hartford ... Tallied a season-high four points (3g, 1a) on 1/14 vs. Worcester ... Earned points in four straight games from 1/14-1/18, collecting nine points (6g, 3a) during that stretch ... Named the MVP of the 2009 AHL All-Star Classic on 1/26 after earning seven points (1g, 6a) ... Recorded a season-high seven-game point streak from 3/7-3/21, earning nine points (4g, 5a) in those games ... Posted a season-high three assists on 4/4 at Norfolk ... Appeared in six Stanley Cup Playoff games with the Flyers ... Scored his first career Stanley Cup Playoff goal on 4/19 vs. PIT ... **2007-08:** Tallied 62 points

(23g, 39a) in 67 AHL games with Philadelphia ... Earned a season-high three assists on 10/14 vs. Wilkes-Barre/Scranton ... Recorded five points (4g, 1a) over a two-game span from 10/26-10/27, including first-career hat trick on 10/27 vs. Springfield ... Earned six points (2g, 4a) over a two-game span from 11/24-11/30, including a season-high four points (1g, 3a) on 11/30 at Hamilton ... **2006-07:** Split the season between the Chicago Wolves and the Philadelphia Phantoms of the AHL ... Tallied 15 points (7g, 8a) in 41 games with Chicago and 14 points (4g, 10a) in 21 games with Philadelphia ... **2005-06:** Recorded 37 points (10g, 27a) in 62 games AHL games with the Chicago Wolves during his first full professional season ... **2004-05:** Appeared in 12 games with the Motor City Mechanics of the former United Hockey League following the conclusion of his collegiate career.

**AMATEUR CAREER:** Recorded 158 points (72g, 86a) in 133 games with the University of Alabama-Huntsville ... **2004-05:** Was named to the CHA First All-Star team following his senior season, during which he posted 40 points (22g, 18a) in 30 games ... **2003-04:** Earned a collegiate career-high 50 points (19g, 31a) in 31 games ... Named the CHA Player of the Year and to the CHA First All-Star Team ... **2002-03:** Named to the CHA First All-Star team for the first time in his career after recording 40 points (20g, 20a) in 35 games as a sophomore ... **2001-02:** Posted 28 points (11g, 17a) in 37 games as a freshman.

**PERSONAL:** His father, Doug, was a member of the 1976 U.S. Olympic Hockey Team and the former coach of the University of Alabama-Huntsville ... His uncle, Tom, played hockey at Michigan State and his other uncle, Steve, played at Ferris State.

**CAREER TRANSACTIONS:** Signed by Philadelphia as a free agent on April 8, 2008 ... Signed by the Thrashers as a free agent on July 2, 2010.

## CAREER STATISTICS

Year	Team	League	REGULAR SEASON													PLAYOFFS				
			GP	G	A	PTS	PIM	+	-	PP	SH	GW	S	ATOI	GP	G	A	PTS	PIM	
2001-02	AL-Huntsville	CHA	37	11	17	28	8	-	-	-	-	-	-	-	-	-	-	-	-	
2002-03	AL-Huntsville	CHA	35	20	20	40	30	-	-	-	-	-	-	-	-	-	-	-	-	
2003-04	AL-Huntsville	CHA	31	19	31	50	46	-	-	-	-	-	-	-	-	-	-	-	-	
2004-05	AL-Huntsville	CHA	30	22	18	40	53	-	-	-	-	-	-	-	-	-	-	-	-	
	Motor City	UHL	12	3	5	8	2	-	-	-	-	-	-	-	-	-	-	-	-	
2005-06	Chicago	AHL	62	10	27	37	37	-	-	-	-	-	-	-	-	-	-	-	-	
	Gwinnett	ECHL	1	0	0	0	0	-	-	-	-	-	-	-	-	-	-	-	-	
2006-07	Chicago	AHL	41	7	8	15	14	-	-	-	-	-	-	-	-	-	-	-	-	
	Philadelphia	AHL	21	4	10	14	6	-	-	-	-	-	-	-	-	-	-	-	-	
2007-08	Philadelphia	AHL	67	23	39	62	56	-	-	-	-	-	-	-	12	5	4	9	4	
2008-09	Philadelphia	NHL	10	0	0	0	2	-4	0	0	0	0	12	7:44	6	1	0	1	0	
	Philadelphia	AHL	64	29	40	69	26	-	-	-	-	-	-	-	-	-	-	-	-	
2009-10	Philadelphia	NHL	3	0	0	0	0	-1	0	0	0	0	4	7:38	3	0	0	0	0	
	Adirondack	AHL	73	12	34	46	40	-	-	-	-	-	-	-	-	-	-	-	-	
<b>NHL Totals (2 seasons)</b>			<b>13</b>	<b>0</b>	<b>0</b>	<b>0</b>	<b>2</b>	<b>-5</b>	<b>0</b>	<b>0</b>	<b>0</b>	<b>0</b>	<b>16</b>	<b>7:43</b>	<b>9</b>	<b>1</b>	<b>0</b>	<b>1</b>	<b>0</b>	

# JAIME SIFERS

## DEFENSE

HEIGHT: 5-11

SHOOTS: RIGHT

WEIGHT: 205

BORN: JANUARY 18, 1983

STRATFORD, CONNECTICUT



**2009-10 SEASON:** Split time between the American Hockey League's Houston Aeros and the Minnesota Wild ... Recorded eight points (3g, 5a) in 54 AHL games and appeared in 14 games with the Wild ... Began the season in Minnesota and appeared in two games from 10/16-10/17 before being re-assigned to Houston ... Earned his first point of the season with one assist on 10/24 at San Antonio ... Scored his first goal on 1/1 at Milwaukee ... Skated in a season-high 19:35 of ice time in his final NHL game of the year on 3/19 at CBJ.

**PROFESSIONAL CAREER:** Tallied two assists in 37 NHL games with Toronto and Minnesota ... Added 66 points (17g, 49a) in 259 AHL games with Toronto and Houston ... Earned six points (2g, 4a) in 23 AHL playoff games with Toronto ... **2008-09:** Split the season between the Toronto Maple Leafs and Toronto Marlies (AHL) ... Tallied two assists in 23 games with the Maple Leafs and added 20 points (4g, 16a) in 43 games with the Marlies ... Began the season in the AHL and recorded three points (1g, 2a) over a two-game span from 10/12-10/18 ... Recalled by the Maple Leafs on 12/8 and made his NHL debut that night vs. NYI ... Appeared in 14 games during his first recall, recording two assists ... Re-assigned to the Marlies on 1/14 ... Represented the Planet USA team at the 2009 AHL All-Star Classic on 1/26 ... Tallied a season-high three assists on 2/8 vs. Grand Rapids ... Recalled by the Maple Leafs for the second time on 2/10 ... Appeared in nine games during his second recall and was re-assigned to the Marlies on 2/28 ... Earned three assists over a two-game span from 3/8-3/11 ... Added one assist in four post-season games for the Marlies ... **2007-08:** Earned 13 points (3g, 10a) in 80 AHL games for the Marlies ... Earned his first point of the season (1a) on 10/14 at Lake Erie ... Tallied three assists over a six-game span from 11/3-11/17 ... Posted a season-high plus-three rating on 11/3 at Hartford ... Tallied points in three straight games from 3/16-3/21, recording three points (1g, 2a) during that stretch ... Scored his first goal of the season on 3/21 at Hamilton ... Registered points in back-to-back games

from 4/2-4/4, posting two points (1g, 1a) in those games ... Collected a season-high two points (1g, 1a) on 4/9 vs. Chicago ... Appeared in 19 Calder Cup Playoff games with the Marlies, posting five points (2g, 3a) ... Posted a playoff-high three points (1g, 2a) on 5/6 at Syracuse ... **2006-07:** Appeared in 80 games with the Marlies, recording 25 points (7g, 18a) ... Earned his first point of the season (1a) on 10/7 vs. Manitoba ... Tallied points in back-to-back games from 12/1-12/2 (1g, 1a) ... Posted a three-game point streak from 12/10-12/16, earning three points (2g, 1a) during that stretch ... Collected four points (1g, 3a) over a three-game point streak from 12/28-12/31 ... Registered a season-high two assists on 12/31 at Binghamton ... Matched his season-high with two points (1g, 1a) in the final regular season game on 4/15 vs. Grand Rapids ... **2005-06:** Made his professional debut at the conclusion of his collegiate season, appearing in two games with the Marlies.

**AMATEUR CAREER:** Posted 70 points (15g, 55a) in 143 career games with the University of Vermont from 2002 to 2006 ... **2005-06:** Earned 18 points (3g, 15a) in a career-high 38 games as a senior ... Led team defensemen in points and assists and ranked second in goals ... **2004-05:** Tallied 16 points (4g, 12a) in 36 games with the Catamounts ... Named to the ECAC Second All-Star Team and honored as the ECAC's Best Defensive Defenseman ... **2003-04:** Appeared in 35 games as a sophomore, posting 18 points (4g, 14a) ... Named an ECAC All-Conference Honorable Mention ... **2002-03:** Made his collegiate debut, posting 18 points (4g, 14a) as a freshman ... Named to the ECAC All-Rookie Team.

**PERSONAL:** Was a fan of Brian Leetch and the N.Y. Rangers growing up ... Would like to be a United States Marine if he were not playing hockey ... Lists his brother, Jake, as his hero.

**CAREER TRANSACTIONS:** Signed by Toronto as a free agent on July 20, 2006 ... Signed by Minnesota as a free agent on July 8, 2009 ... Signed by the Thrashers as a free agent on July 7, 2010.

## CAREER STATISTICS

Year	Team	League	REGULAR SEASON											PLAYOFFS					
			GP	G	A	PTS	PIM	+/-	PP	SH	GW	S	ATOI	GP	G	A	PTS	PIM	
2002-03	U. of Vermont	ECAC	34	4	14	18	66	-	-	-	-	-	-	-	-	-	-	-	-
2003-04	U. of Vermont	ECAC	35	4	14	18	93	-	-	-	-	-	-	-	-	-	-	-	-
2004-05	U. of Vermont	ECAC	36	4	12	16	57	-	-	-	-	-	-	-	-	-	-	-	-
2005-06	U. of Vermont	H-East	38	3	15	18	60	-	-	-	-	-	-	-	-	-	-	-	-
	Toronto	AHL	2	0	0	0	2	-	-	-	-	-	-	-	-	-	-	-	-
2006-07	Toronto	AHL	80	7	18	25	75	-	-	-	-	-	-	-	-	-	-	-	-
2007-08	Toronto	AHL	80	3	10	13	57	-	-	-	-	-	-	-	19	2	3	5	6
2008-09	Toronto	NHL	23	0	2	2	18	-4	0	0	0	25	12:49	-	-	-	-	-	-
	Toronto	AHL	43	4	16	20	47	-	-	-	-	-	-	4	0	1	1	4	-
2009-10	Minnesota	NHL	14	0	0	0	6	1	0	0	0	9	12:59	-	-	-	-	-	-
	Houston	AHL	54	3	5	8	58	-	-	-	-	-	-	-	-	-	-	-	-
NHL Totals (2 seasons)			37	0	2	2	24	-3	0	0	0	34	12:53	-	-	-	-	-	-



# MIKE SIKLENKA

## DEFENSE

HEIGHT: 6-5

WEIGHT: 240

SHOOTS: RIGHT

BORN: DECEMBER 18, 1979

MEADOW LAKE, SASKATCHEWAN

**2009-10 SEASON:** Tallied 48 points (24g, 24a) in 49 games with EC Red Bull Salzburg of the Erste Bank Hockey League in Austria ... He ranked third overall and led team defensemen in points ... Ranked second on the team in goals and tied for sixth in assists ... Tied for seventh in the league in goals and shared 20th in points ... Added 13 points (6g, 7a) in 16 post-season games, while helping EC Red Bull Salzburg capture the league championship.

**PROFESSIONAL CAREER:** Has appeared in two NHL games with the Philadelphia Flyers and New York Rangers ... Tallied 28 points (11g, 17a) in 128 American Hockey League games with the Portland Pirates, Philadelphia Phantoms and Utah Grizzlies ... Appeared in 179 ECHL games with the Hampton Roads Admirals, Richmond Renegades and Trenton Devils, posting 83 points (40g, 43a) ... **2003-04:** Split time between the New York Rangers, Philadelphia Phantoms (AHL), Utah Grizzlies (AHL) and Trenton Devils (ECHL) ... Appeared in 18 games with the Phantoms, posting six points (1g, 5a) ... Tallied nine points (3g, 6a) in 26 games with Utah ... Appeared in one game with both the Rangers and Trenton ... Scored a goal in his lone ECHL contest with Trenton ... **2002-03:** Recorded 12 points (6g, 6a) in 64 AHL games with the Phantoms ... Made his NHL debut, appearing in one game with the Philadelphia Flyers on 1/28 vs. TB ... **2001-02:** Appeared in 55 ECHL games with Richmond, recording 34 points (13g, 21a) and scored one goal in eight AHL games with Portland ... **2000-01:** Recorded 37 points (19g, 18a) in 65 ECHL games with Richmond ... Appeared in three AHL games with Portland ... Ranked fourth on the Renegades in points ... Appeared in four ECHL post-season contests ... **1999-2000:** Made his professional debut, collecting 11 points (7g, 4a) in 58 ECHL games with Hampton Roads ... Appeared in nine AHL contests with

Portland ... Scored one goal in eight ECHL playoff games.

**EUROPEAN CAREER:** Tallied 141 points (57g, 84a) in 151 games with Klagenfurter AC and EC Salzburg in Austria ... Earned 23 points (9g, 14a) in 43 games with Lukko of the Swedish Elite League ... Recorded 31 points (12g, 19a) in 39 games with Leksand of the Swedish Second Division ... **2008-09:** Tallied 14 points (4g, 10a) in 21 games during his first season with EC Salzburg ... Added three points (2g, 1a) in 13 post-season games ... **2007-08:** Earned 23 points (9g, 14a) in 43 games with Lukko of the Swedish Elite League ... **2006-07:** Appeared in 39 games with Leksand of the Swedish Second Division, recording 31 points (12g, 19a) ... Led the league in penalty minutes (164) ... **2005-06:** Tallied 45 points (13g, 32a) in 42 games with Klagenfurter AC in Austria ... Led the league in points by a defenseman and penalty minutes (206) ... **2004-05:** Appeared in 39 games with Klagenfurter during his first season in Europe, earning 34 points (16g, 18a) ... Added seven points (6g, 1a) in 12 playoff games.

**AMATEUR CAREER:** Tallied 32 points (19g, 13a) in 68 games with the Seattle Thunderbirds of the Western Hockey League during the 1998-99 season.

**CAREER TRANSACTIONS:** Selected by the Washington Capitals in the fifth round, 118th overall, of the 1998 NHL Entry Draft ... Signed by Philadelphia as a free agent on Jan. 27, 2002 ... Claimed by the NY Rangers in the NHL Waiver Draft from Philadelphia on Oct. 3, 2003 ... Claimed by Philadelphia off waivers from the NY Rangers on Nov. 5, 2003 ... Acquired by the Dallas Stars from Philadelphia for Steve Gainey on Feb. 16, 2004 ... Signed by the Thrashers as a free agent on July 1, 2010.

## CAREER STATISTICS

Year	Team	League	REGULAR SEASON											PLAYOFFS						
			GP	G	A	PTS	PIM	+	-	PP	SH	GW	S	ATOI	GP	G	A	PTS	PIM	
1997-98	Llyodminster	SJHL	54	10	17	27	120													
	Seattle	WHL	1	0	0	0	0								5	0	0	0	6	
1998-99	Seattle	WHL	68	19	13	32	115							11	6	6	12	24		
	Hampton Roads	ECHL	58	7	4	11	62							8	1	0	1	15		
2000-01	Portland	AHL	9	0	0	0	14													
	Richmond	ECHL	65	19	18	37	117							4	0	0	0	34		
2001-02	Portland	AHL	3	0	0	0	0													
	Richmond	ECHL	55	13	21	34	111													
2002-03	Portland	AHL	8	1	0	1	2													
	Philadelphia	NHL	1	0	0	0	0	0	0	0	0	0	1	4:26						
2003-04	Philadelphia	AHL	64	6	6	12	169													
	NY Rangers	NHL	1	0	0	0	0	0	0	0	0	0	2:22							
	Philadelphia	AHL	18	1	5	6	29													
	Utah	AHL	26	3	6	9	74													
2004-05	Trenton	ECHL	1	1	0	1	0													
	Klagenfurter	Austria	39	16	18	34	156							12	6	1	7	44		
2005-06	Klagenfurter	Austria	42	13	32	45	206													
2006-07	Leksand	Sweden-2	39	12	19	31	164							8	0	4	4	14		
2007-08	Lukko	Finland	43	9	14	23	182							3	0	1	1	6		
2008-09	EC Salzburg	Austria	21	4	10	14	38							13	2	1	3	16		
2009-10	EC Salzburg	Austria	49	24	24	48	64							16	6	7	13	10		
<b>NHL Totals (2 seasons)</b>			<b>2</b>	<b>0</b>	<b>0</b>	<b>0</b>	<b>0</b>	<b>0</b>	<b>0</b>	<b>0</b>	<b>0</b>	<b>0</b>	<b>1</b>	<b>3:24</b>						







# NOAH WELCH

## DEFENSE

HEIGHT: 6-4

WEIGHT: 215

SHOOTS: LEFT

BORN: AUGUST 26, 1982

BRIGHTON, MASSACHUSETTS

**2009-10 SEASON:** Appearing in only 37 regular season games with the Chicago Wolves (AHL) due to injury, posted five points (1g, 4a) and a plus-8 rating ... Made his season debut on 12/18 at Rockford ... Registered his first point (1a) of the season on 12/19 vs. Milwaukee ... Earned a season-high four shots on goal 1/9 vs. Peoria ... Tallied assists in back-to-back games from 1/10-1/13 ... Scored his only goal of the season on 1/22 at Milwaukee ... Recorded two assists in 14 Calder Cup Playoff games.

**PROFESSIONAL CAREER:** Appeared in 73 career NHL games with Pittsburgh, Florida and Tampa Bay, recording nine points (4g, 5a) ... Tallied 64 points (17g, 47a) in 159 career AHL games with Chicago, Wilkes-Barre/Scranton and Rochester ... **2008-09:** Appeared in 40 NHL games with Florida and Tampa Bay, recording two points (1g, 1a) ... Also tallied three assists in seven American Hockey League games with the Rochester Americans ... Began the season in Florida, earning two points (1g, 1a) in 23 contests ... Appeared in 14 games during his first stint with the Panthers from 10/11-12/4 ... Scored his first goal of the season on 11/2 at ATL ... Assigned to Rochester on 12/4 ... Recalled by the Panthers on 12/18 ... Acquired by the Tampa Bay Lightning on 3/4 ... Made his Lightning debut on 3/6 vs. STL ... Appeared in 17 games with Tampa Bay ... **2007-08:** Appeared in four games with the Florida Panthers before injuring his shoulder ... **2006-07:** Split the season among four teams: Pittsburgh (NHL), Florida (NHL), Wilkes-Barre/Scranton (AHL) and Rochester (AHL) ... Began the season in Wilkes-Barre/Scranton where he tallied 21 points (5g, 16a) in 27 games ... Recalled by Pittsburgh on 10/23 and made his season debut with the Penguins the next night on 10/24 vs. NJ ... Returned to Wilkes-Barre/Scranton on 12/4 ... Recalled by Pittsburgh for the second time on 1/11 ... Appeared in four games before returning to the AHL on 1/21 ... Acquired by the Florida Panthers on 2/27 ... Made his season debut with Florida's AHL affiliate, the Rochester Americans, on 3/23 at Houston ... Recalled by the Panthers on 4/6 and made his debut with the team that night at TB, scoring one goal ... Returned to Rochester for the Calder Cup Playoffs, recording

two assists in six games vs. the Hamilton Bulldogs ... **2005-06:** Made his professional debut, earning four points (1g, 3a) in five NHL games with Pittsburgh ... Added 29 points (9g, 20a) in 77 AHL games with Wilkes-Barre/Scranton ... Appeared in his first pro game with Wilkes-Barre/Scranton on 10/5 vs. Bridgeport ... Earned his first-career NHL recall on 3/24 and made his NHL debut that night vs. NYI, recording one assist ... Scored his first career NHL goal and earned his first multiple-point game (1g, 1a) on 3/26 vs. MTL ... Collected points (1g, 3a) in his first three NHL games ... Appeared in 11 post-season games with Wilkes-Barre/Scranton, scoring one goal.

**AMATEUR CAREER:** Registered 76 points (23g, 53a) in 129 games with Harvard University (ECAC) from 2001 to 2005 ... **2004-05:** Appeared in 34 games with the Crimson, posting 18 points (6g, 12a) ... Named to the NCAA First All-American Team and the ECAC First All-Star Team ... Ranked second among Crimson defensemen in points, goals and assists ... **2003-04:** As a junior, recorded 19 points (6g, 13a) in 34 games ... Led all Harvard defensemen in points, goals and assists ... **2002-03:** Set career highs in points (28) and assists (22) in 34 games ... Scored six goals ... Led all team defensemen in points, goals and assists ... **2001-02:** Recorded 11 points (5g, 6a) in 27 games as a freshman.

**PERSONAL:** Resides in Boston during the off-season ... Lists his most memorable hockey moment as assisting on John LeClair's 400th NHL goal ... His cousin, Mike Welch, pitched for the Philadelphia Phillies during the 1998 season ... Lists Ray Bourque as his favorite player growing up.

**CAREER TRANSACTIONS:** Selected by Pittsburgh in the second round, 54th overall, of the 2001 NHL Entry Draft ... Acquired by Florida from Pittsburgh for Gary Roberts on Feb. 27, 2007 ... Acquired by Tampa Bay from Florida with a third-round selection (later traded to Detroit - Detroit selected Andrej Nestrasil) in the 2009 NHL Entry Draft for Steve Eminger on March 4, 2009 ... Signed by the Thrashers as a free agent on July 13, 2009.

## CAREER STATISTICS

Year	Team	League	REGULAR SEASON											PLAYOFFS					
			GP	G	A	PTS	PIM	+/-	PP	SH	GW	S	ATOI	GP	G	A	PTS	PIM	
2001-02	Harvard	ECAC	27	5	6	11	56	-	-	-	-	-	-	-	-	-	-	-	-
2002-03	Harvard	ECAC	34	6	22	28	70	-	-	-	-	-	-	-	-	-	-	-	-
2003-04	Harvard	ECAC	34	6	13	19	58	-	-	-	-	-	-	-	-	-	-	-	-
2004-05	Harvard	ECAC	34	6	12	18	86	-	-	-	-	-	-	-	-	-	-	-	-
2005-06	Pittsburgh	NHL	5	1	3	4	2	0	0	0	0	5	17:24	-	-	-	-	-	-
	Wilkes-Barre	AHL	77	9	20	29	99	-	-	-	-	-	-	11	1	0	1	18	-
2006-07	Pittsburgh	NHL	22	1	1	2	22	1	0	0	0	14	13:34	-	-	-	-	-	-
	Florida	NHL	2	1	0	1	2	3	0	0	0	4	18:08	-	-	-	-	-	-
	Wilkes-Barre	AHL	27	5	16	21	24	-	-	-	-	-	-	-	-	-	-	-	-
	Rochester	AHL	11	2	4	6	21	-	-	-	-	-	-	6	0	2	2	12	-
2007-08	Florida	NHL	4	0	0	0	7	1	0	0	0	0	8:04	-	-	-	-	-	-
2008-09	Florida	NHL	23	1	1	2	11	-5	0	0	0	11	16:45	-	-	-	-	-	-
	Tampa Bay	NHL	17	0	0	0	14	-4	0	0	0	22	10:56	-	-	-	-	-	-
	Rochester	AHL	7	0	3	3	10	-	-	-	-	-	-	-	-	-	-	-	-
2009-10	Chicago	AHL	37	1	4	5	33	-	-	-	-	-	-	14	0	2	2	10	-
NHL Totals (4 seasons)			73	4	5	9	58	-4	0	0	0	45	12:12	-	-	-	-	-	-

# ANDREY ZUBAREV

## DEFENSE

HEIGHT: 6-1

SHOOTS: LEFT

WEIGHT: 210

BORN: MARCH 3, 1987

UFA, RUSSIA



**2009-10 SEASON:** Tallied 16 points (7g, 9a) in 55 games with HK Atlant of the Kontinental Hockey League in Russia ... Led team defensemen in goals ... Ranked third among team defensemen in points and assists ... Tied for the lead among defensemen with four power play goals and led all blueliners with 88 shots on goal ... Ranked fourth overall on the team with 19:31 of ice time per game.

**EUROPEAN CAREER:** Recorded 20 points (7g, 13a) in 90 career games with HK Atlant of the KHL from 2008 to 2010 ... Appeared in 110 career games with Salavat Yulaev Ufa and Ak Bars Kazan of the former Russian Super League from 2003 to 2008 ... **2008-09:** Tallied four assists in 35 games with HK Atlant during his first season in the KHL ... Ranked second among team defensemen with 65 penalty minutes ... Added five points (2g, 3a) in seven post-season games ... Led all defensemen in post-season points and assists and tied for the lead in goals ... Ranked fourth among team blueliners with 19:19 of ice time during the playoffs ... **2007-08:** Recorded seven points (4g, 3a) in 39 games with Ak Bars Kazan of the former Russian Super League ... Ranked sixth on the team and fourth among defensemen with 86 penalty minutes ...

**2006-07:** Appeared in 20 games with Ak Bars Kazan, recording 32 penalty minutes ... **2005-06:** Recorded 12 points (2g, 10a) in 40 games during his first season with Ak Bars Kazan ... **2004-05:** Recorded six points (2g, 4a) in 28 games with Salavat Yulaev Ufa's Second Division team and appeared in five games with the Super League squad ... **2003-04:** Made his Russian Super League debut, recording one assist in six games with Salavat Yulaev Ufa.

**INTERNATIONAL COMPETITION:** Represented Russia in international competition four times, including winning the Silver Medal at the IIHF World Junior Championship in 2006 and 2007 ... Participated in the World Under-18 Championship and the Under-17 World Hockey Challenge.

**PERSONAL:** Lists scoring his first professional goal in Russia as his favorite hockey memory ... Enjoys playing ping pong and beach volleyball ... Lists his dad as his hero.

**CAREER TRANSACTIONS:** Selected by the Thrashers in the sixth round, 187th overall, of the 2005 NHL Entry Draft.

## CAREER STATISTICS

Year	Team	League	REGULAR SEASON													PLAYOFFS			
			GP	G	A	PTS	PIM	+/-	PP	SH	GW	S	ATOI	GP	G	A	PTS	PIM	
2003-04	Ufa	Russia	6	0	1	1	4	-	-	-	-	-	-	-	-	-	-	-	-
2004-05	Ufa	Russia-3	28	2	4	6	32	-	-	-	-	-	-	-	-	-	-	-	-
	Ufa	Russia	5	0	0	0	4	-	-	-	-	-	-	-	-	-	-	-	-
2005-06	Kazan	Russia	40	2	11	13	40	-	-	-	-	-	-	-	-	-	-	-	-
2006-07	Kazan	Russia	20	0	0	0	32	-	-	-	-	-	-	-	-	-	-	-	-
2007-08	Kazan	Russia	39	4	3	7	86	-	-	-	-	-	-	-	2	0	0	0	0
2008-09	Mytischi Atlant	KHL	35	0	4	4	65	-	-	-	-	-	-	7	2	3	5	29	
2009-10	Mytischi Atlanta	KHL	55	7	9	16	58	-	-	-	-	-	-	4	0	0	0	2	

# ALEX BURMISTROV

CENTER

HEIGHT: 6-1

WEIGHT: 180

SHOOTS: LEFT

BORN: OCTOBER 21, 1991

KAZAN, RUSSIA

2010 NHL ENTRY DRAFT

1<sup>ST</sup> ROUND, 8<sup>TH</sup> OVERALL



**2009-10 SEASON:** Made his North American debut, recording 65 points (22g, 43a) in 62 Ontario Hockey League games with Barrie ... Ranked second on the Colts in assists, fourth in points and seventh in goals ... Tied for seventh on the team with a plus-32 rating ... Made his OHL debut on 9/17, recording three points (1g, 2a) ... Earned a season-high five points (2g, 3a) in his second game on 9/19 at Niagara ... Tallied six points (4g, 2a) over a two-game span from 10/8-10/10 ... Posted a five-game point streak from 12/4-12/18, collecting 10 points (5g, 5a) in those games ... Matched his season-high with three assists on 2/12 at Ottawa ... Earned points in a season-high seven consecutive games from 2/18-3/2, recording 10 points (3g, 7a) during that stretch ... Added 16 points (8g, 8a) in 17 post-season contests ... Ranked third on the team in playoff points, tied for third in goals and tied for seventh in assists ... Tallied a playoff-high four points (2g, 2a) in his post-season debut on 3/18 vs. Sudbury ... Collected points in each of his first seven playoff games, earning 13 points (7g, 6a) in those games.

**EUROPEAN CAREER:** Appeared in 34 games with Ak-Bars Kazan in the Russian Second Division, posting 50 points (25g, 25a) and in one game with Kazan's Kontinental Hockey League (KHL) team during the 2008-09 season.

**INTERNATIONAL CAREER:** Represented Russia in international competition three times, including the 2010 World Junior Championship, 2009 World Under-18 Championship and 2008 Under-17 World Hockey Challenge ... Tallied four points (3g, 1a) in six games at the 2010 WJC ... Earned a Silver Medal at the 2009 U-18 WJC.

## CAREER STATISTICS

Year	Team	League	REGULAR SEASON											PLAYOFFS					
			GP	G	A	PTS	PIM	+/-	PP	SH	GW	S	ATOI	GP	G	A	PTS	PIM	
2008-09	Kazan 2	Russia-3	34	25	25	50	54	-	-	-	-	-	-	-	-	-	-	-	-
	Kazan	Rus-KHL	1	0	0	0	0	-	-	-	-	-	-	-	-	-	-	-	-
2009-10	Barrie	OHL	62	22	43	65	49	-	-	-	-	-	-	17	8	8	16	22	



Forward Alex Burmistrov was selected by the Thrashers in the first round, eighth overall, of the 2010 NHL Entry Draft, which was held June 25-26 at the Staples Center in Los Angeles, California.

# JULIAN MELCHIORI

DEFENSE

HEIGHT: 6-1

WEIGHT: 190

SHOOTS: LEFT

BORN: DECEMBER 6, 1991

RICHMOND HILL, ONTARIO

2010 NHL ENTRY DRAFT

3<sup>RD</sup> ROUND, 87<sup>TH</sup> OVERALL



**2009-10 SEASON:** Tallied 23 points (7g, 16a) in 39 games for the Newmarket Hurricanes of the Central Canadian Hockey League (CCHL) ... Led team defensemen in assists, tied for first in points and was second in goals ... Earned a season-high three points (2g, 1a) in the season-opening game on 9/11 at St. Michaels ... Tallied five points (2g, 3a) over the first two games of the season ... Tied his season-high with two assists on 9/26 at Cobourg ... Recorded points in three straight games from 10/11-10/16, posting four points (1g, 3a) during that stretch ... Earned assists in back-to-back games from 1/8-1/14, posting two assists during that span ... Added 11 points (2g, 9a) in 19 playoff games ... Tied for the lead among team defensemen in playoff assists and ranked second in points ... Earned points in three consecutive playoff games from 3/1-3/7, collecting five points (5a) in those games.

**AMATEUR CAREER:** Earned 55 points (9g, 46a) in 87 career games with Newmarket ... Added 14 points (3g, 11a) in 28 post-season games ... **2008-09:** Posted 22 points (2g, 20a) with Newmarket of the Ontario Junior Hockey League (OJHL) ... Ranked second among team defensemen in points and assists ... Earned assists in three straight games (3a) from 9/19-9/25 ... Tallied a season-high two assists on 10/16 at St. Michaels ... Scored his first goal of the season on 11/13 vs. Markham ... Tallied assists in three straight games (4a) from 12/29-1/8, including tying his season-high with two assists on 1/2 at Markham ... Added three points (1g, 2a) in nine playoff games ... Recorded one assist in his playoff debut on 2/14 at Hamilton ... Scored his first career post-season goal on 2/21 at Hamilton.

## CAREER STATISTICS

Year	Team	League	REGULAR SEASON											PLAYOFFS					
			GP	G	A	PTS	PIM	+	-	PP	SH	GW	S	ATOI	GP	G	A	PTS	PIM
2008-09	Newmarket	OJHL	48	2	20	22	34	-	-	-	-	-	-	-	9	1	2	3	14
2009-10	Newmarket	CCHL	39	7	16	23	16	-	-	-	-	-	-	20	2	9	11	10	

# IVAN TELEGIN

LEFT WING

HEIGHT: 6-2

WEIGHT: 195

SHOOTS: LEFT

BORN: FEBRUARY 28, 1992

NOVOKUZNETSK, RUSSIA

2010 NHL ENTRY DRAFT

4<sup>TH</sup> ROUND, 101<sup>ST</sup> OVERALL



**2009-10 SEASON:** Made his North American debut, recording 44 points (26g, 18a) in 51 Ontario Hockey League games with the Saginaw Spirit ... Ranked fourth on the team in goals and was fifth in points ... Tied for fourth on the team with seven power play goals ... Made his OHL debut on 9/18 at Guelph ... Earned his first OHL point (1a) on 9/19 at Owen Sound ... Tallied points in a season-high nine straight games from 9/19-10/16, posting 12 points (6g, 6a) in those games ... Recorded back-to-back three-point outings on 10/30 and 10/31 ... Named the OHL's Rookie of the Month for October after earning 16 points (7g, 9a) in 12 games during the month ... Matched his season-high with three points (1g, 2a) on 11/18 at Owen Sound ... Named the OHL's Rookie of the Month for the second time for November after recording 10 points (8g, 2a) in 11 games ... Tied his season-high with three points twice more during the season: 2/12 vs. Plymouth and 3/14 at Plymouth ... Added two points (1g, 1a) in six playoff games.

**INTERNATIONAL CAREER:** Tallied four points (2g, 2a) in five games for Russia at the 2009 Under-17 World Hockey Challenge ... Appeared in five games for Russia at the 2010 World Junior Championship.

## CAREER STATISTICS

Year	Team	League	REGULAR SEASON											PLAYOFFS					
			GP	G	A	PTS	PIM	+	-	PP	SH	GW	S	ATOI	GP	G	A	PTS	PIM
2009-10	Saginaw	OHL	51	26	18	44	20	-	-	-	-	-	-	-	6	1	1	2	6

# FREDRIK PETTERSSON-WENTZEL

**GOALTENDER**

**HEIGHT: 6-1**

**WEIGHT: 170**

**CATCHES: LEFT**

**BORN: JULY 23, 1991**

**UPPSALA, SWEDEN**

**2010 NHL ENTRY DRAFT**

**5<sup>TH</sup> ROUND, 128<sup>TH</sup> OVERALL**



**2009-10 SEASON:** Appeared in 37 games with Almtuna in Sweden's Allsvenskan, posting a league-high 1.85 GAA and a .924 save percentage ... Ranked fourth in the league in save percentage ... Was second in Allsvenskan with six shutouts ... Appeared in five post-season games, earning a 2.12 GAA and a .922 save percentage ... Led the league in playoff GAA and was second in save percentage ... Also appeared in five games with Almtuna's Under-20 team, earning a 2.01 GAA and a .922 save percentage.

**EUROPEAN CAREER: 2008-09:** Appeared on one game with Almtuna's Under-20 team, stopping all 11 shots he faced in 29 minutes of relief duty ... Also appeared in 15 games with Almtuna's Under-18 squad, earning a 2.71 GAA and a .918 save percentage.

## CAREER STATISTICS

Year	Team	League	REGULAR SEASON									PLAYOFFS					
			GP	W	L	OT	MINS	GA	SO	GAA	GP	W	L	MINS	GA	SO	GAA
2009-10	Almtuna	Swe-2	33	23	8	3	2135	66	6	1.85	5	3	1	311	11	0	2.12

# YASIN CISSE

**RIGHT WING**

**HEIGHT: 6-3**

**WEIGHT: 210**

**SHOOTS: RIGHT**

**BORN: MARCH 11, 1992**

**MONTREAL, QUEBEC**

**2010 NHL ENTRY DRAFT**

**5<sup>TH</sup> ROUND, 150<sup>TH</sup> OVERALL**



**2009-10 SEASON:** Recorded 19 points (13g, 6a) in 18 games with the Des Moines Buccaneers of the United States Hockey League ... Ranked seventh on the team in goals and power play goals (5) ... Scored a goal in his first game of the season on 10/17 vs. Youngstown ... Scored a season-high three goals on 10/31 vs. Green Bay ... Earned points in five straight games from 11/10-11/20, posting six points (4g, 2a) during that stretch ... Tallied points in four straight games (5g, 3a) from 11/26-12/5, including a season-high tying three points (2g, 1a) on 12/4 vs. Indiana.

**AMATEUR CAREER:** Earned 27 points (15g, 12a) in 49 career USHL games with Des Moines from 2008 to 2010 ... **2008-09:** Tallied eight points (2g, 6a) in 31 games with the Buccaneers during his first USHL campaign ... Made his USHL debut on 10/24 at Waterloo ... Earned his first career points with three assists on 11/7 at Waterloo ... Posted a season-high plus-two rating on 1/11 at Chicago ... Scored his first career goal on 3/7 vs. Green Bay.

## CAREER STATISTICS

Year	Team	League	REGULAR SEASON													PLAYOFFS				
			GP	G	A	PTS	PIM	+	-	PP	SH	GW	S	ATOI	GP	G	A	PTS	PIM	
2008-09	Des Moines	USHL	31	2	6	8	46	-	-	-	-	-	-	-	-	-	-	-	-	
2009-10	Des Moines	USHL	18	13	6	19	16	-	-	-	-	-	-	-	-	-	-	-	-	

# KENDALL McFAULL

DEFENSE

HEIGHT: 6-2

WEIGHT: 190

SHOOTS: LEFT

BORN: APRIL 10, 1992

ROSETOWN, SASKATCHEWAN

2010 NHL ENTRY DRAFT

6<sup>TH</sup> ROUND, 155<sup>TH</sup> OVERALL



**2009-10 SEASON:** Tallied 10 points (4g, 6a) in 62 games Western Hockey League games with the Moose Jaw Warriors ... Ranked fifth on the team with 70 penalty minutes ... Made his WHL debut on 9/18 at Swift Current ... Scored his first goal of the season on 9/25 at Regina ... Earned points in back-to-back games (1g, 1a) from 10/30-10/31 ... Tallied points in back-to-back games (2a) for the second time from 1/16-1/17 ... Added one assist in seven post-season games ... Made his WHL post-season debut on 3/18 at Calgary ... Scored his first WHL playoff point (1a) on 3/20 at Calgary.

**AMATEUR CAREER:** Tallied 18 points (4g, 14a) in 42 games with the Saskatoon Contacts of the Saskatchewan Midget AAA Hockey League during the 2008-09 season ... Added six points (1g, 5a) in 10 post-season games.

## CAREER STATISTICS

Year	Team	League	REGULAR SEASON													PLAYOFFS			
			GP	G	A	PTS	PIM	+/-	PP	SH	GW	S	ATOI	GP	G	A	PTS	PIM	
2008-09	Saskatoon	SMHL	42	4	14	18	73	-	-	-	-	-	-	-	10	1	5	6	21
2009-10	Moose Jaw	WHL	62	4	6	10	70	-	-	-	-	-	-	7	0	1	1	10	

# TANNER LANE

CENTER

HEIGHT: 6-2

WEIGHT: 175

SHOOTS: LEFT

BORN: AUGUST 13, 1992

DETROIT LAKES, MINNESOTA

2010 NHL ENTRY DRAFT

6<sup>TH</sup> ROUND, 160<sup>TH</sup> OVERALL



**2009-10 SEASON:** Recorded 90 points (49g, 41a) in 25 games as a junior at Detroit Lakes High School in Detroit Lakes, Minnesota ... Led the team in all three scoring categories ... Earned points in 23-of-25 games ... Tallied a season-high nine points (6g, 3a) in the first game of the season on 11/27 vs. Becker/Big Lake ... Posted hat tricks in three straight games from 12/5-12/18 ... Tallied seven points (2g, 5a) on 1/12 at Walker/Hackensack/Akeley.

**AMATEUR CAREER:** Tallied 142 points (75g, 67a) in 51 games over two seasons with Detroit Lakes High School ... **2008-09:** Tallied 52 points (26g, 26a) in 26 games as a sophomore.

## CAREER STATISTICS

Year	Team	League	REGULAR SEASON													PLAYOFFS			
			GP	G	A	PTS	PIM	+/-	PP	SH	GW	S	ATOI	GP	G	A	PTS	PIM	
2008-09	Detroit Lakes	High-MN	26	26	26	52	50	-	-	-	-	-	-	-	-	-	-	-	-
2009-10	Detroit Lakes	High-MN	25	49	41	90	62	-	-	-	-	-	-	1	0	0	0	2	

# SEBASTIAN OWUYA

DEFENSE

HEIGHT: 6-3

WEIGHT: 195

SHOOTS: LEFT

BORN: OCTOBER 8, 1991

STOCKHOLM, SWEDEN

2010 NHL ENTRY DRAFT

6<sup>TH</sup> ROUND, 169<sup>TH</sup> OVERALL



**2009-10 SEASON:** Appeared in 11 Swedish Elite League games with Timra ... Posted 16 points (3g, 13a) in 40 games with Timra's Under-20 squad ... Ranked third on the team and second among defensemen in assists ... Ranked fourth overall and third among team defensemen in points ... Ranked second on the team with 118 penalty minutes ... Added three points (1g, 2a) in two playoff games.

**EUROPEAN CAREER:** Tallied 17 points (3g, 14a) in 44 career games with Timra's Under-20 team from 2008 to 2010 ... Recorded five assists in 14 games with Timra's Under-18 club during the 2008-09 season.

## CAREER STATISTICS

Year	Team	League	REGULAR SEASON											PLAYOFFS					
			GP	G	A	PTS	PIM	+/-	PP	SH	GW	S	ATOI	GP	G	A	PTS	PIM	
2006-07	Djurgarden	Sweden U-18	1	0	0	0	0	-	-	-	-	-	-	-	-	-	-	-	-
2007-08	Timra	Sweden U-18	36	3	6	9	50	-	-	-	-	-	-	-	-	-	-	-	-
2008-09	Timra	Sweden U-18	31	0	9	9	54	-	-	-	-	-	-	1	0	1	1	14	-
	Timra	Sweden Jr.	4	0	1	1	4	-	-	-	-	-	-	-	-	-	-	-	-
2009-10	Timra	Sweden Jr.	42	4	15	19	120	-	-	-	-	-	-	-	-	-	-	-	-
	Timra	Sweden	11	0	0	0	0	-	-	-	-	-	-	-	-	-	-	-	-

# PETER STOYKEWYCH

DEFENSE

HEIGHT: 6-2

WEIGHT: 190

SHOOTS: LEFT

BORN: JULY 14, 1992

WINNIPEG, MANITOBA

2010 NHL ENTRY DRAFT

7<sup>TH</sup> ROUND, 199<sup>TH</sup> OVERALL



**2009-10 SEASON:** Tallied 31 points (6g, 25a) in 56 games with the Winnipeg South Blues of the Manitoba Junior Hockey League ... Earned his first point of the season (1a) on 9/11 vs. the OCN Blizzard ... Tallied a season-high three assists on 9/24 vs. Waywayseecappo ... Scored his first goal of the season on 10/6 vs. Winkler ... Posted a three-game point/assist streak from 12/10-12/13, earning four assists during that stretch ... Collected a season-high four points (1g, 3a) on 1/12 vs. Winkler ... Added two points (1g, 1a) in four post-season games ... Tied for second on the team in playoff scoring.

**AMATEUR CAREER:** Recorded 47 points (10g, 37a) in 109 career games with the Winnipeg South Blues of the Manitoba Junior Hockey League from 2008 to 2010 ... **2008-09:** Earned 16 points (4g, 12a) in 53 games with Winnipeg South ... Ranked 10th on the team and third among defensemen in points.

## CAREER STATISTICS

Year	Team	League	REGULAR SEASON											PLAYOFFS					
			GP	G	A	PTS	PIM	+/-	PP	SH	GW	S	ATOI	GP	G	A	PTS	PIM	
2007-08	Winnipeg	MMHL	39	1	21	22	22	-	-	-	-	-	-	-	-	-	-	-	-
2008-09	Winnipeg South	MJHL	28	2	7	9	-	-	-	-	-	-	-	-	-	-	-	-	-
2009-10	Winnipeg South	MJHL	56	6	25	31	63	-	-	-	-	-	-	4	1	0	1	16	





FIND YOUR PERFECT MIX



VIEW OUR MAILBOX  
BE IN LIVE ACTION  
WATCH OUR GAMES ONLINE  
SIGN UP FOR THE NEWSPLETTER

# THRASHERS TV

TICKETS TEAM SCHEDULE STATS NEWS MULTIMEDIA FAN ZONE COMMUNITY SHOP

CHANNEL FEATURES



NOW PLAYING



**Training Camp 2011 Begins**  
Thrashers' Training Camp begins in the Thrashers' Blue Room at the arena on Friday, when the team will start in camp on Day 1.



**Night Down Interview**  
Thrashers' General Manager Brent Sutter talks to Dan Kelly about signing the Thrashers.



**Reel on Camp Training**  
Thrashers' Coach Bruce Boudreau talks to Dan Kelly about training in the Thrashers' Blue Room.



**Sutter and Rasmussen Preseason - Part 1**  
Thrashers' General Manager Brent Sutter and Coach Bruce Boudreau talk to Dan Kelly about preseason.

FEATURES RECENTLY MOST WATCHED



**Training Camp 2011 Begins**  
Thrashers' Training Camp begins in the Thrashers' Blue Room at the arena on Friday, when the team will start in camp on Day 1.



**Night Down Interview**  
Thrashers' General Manager Brent Sutter talks to Dan Kelly about signing the Thrashers.



**Reel on Camp Training**  
Thrashers' Coach Bruce Boudreau talks to Dan Kelly about training in the Thrashers' Blue Room.



**Sutter and Rasmussen Preseason - Part 1**  
Thrashers' General Manager Brent Sutter and Coach Bruce Boudreau talk to Dan Kelly about preseason.



**Sutter and Rasmussen Preseason - Part 2**  
Thrashers' General Manager Brent Sutter and Coach Bruce Boudreau talk to Dan Kelly about preseason.



**Sutter and Rasmussen Preseason - Part 3**  
Thrashers' General Manager Brent Sutter and Coach Bruce Boudreau talk to Dan Kelly about preseason.

**YOUR SOURCE FOR  
PLAYER STATS,  
NEWS AND INFORMATION,  
TEAM MERCHANDISE,  
WALLPAPER AND  
FULL GAME SCHEDULE.  
GET IT ALL AT  
ATLANTATHRASHERS.COM**



## CHICAGO WOLVES (AHL)

### CHICAGO WOLVES

AMERICAN HOCKEY LEAGUE  
 2301 RAVINE WAY  
 GLENVIEW, IL 60025  
 847- 724-GOAL  
 CHICAGOWOLVES.COM  
 ALLSTATE ARENA



### WOLVES STAFF DIRECTORY

Chairman of the Board/Governor	Don Levin
Vice Chairman	William "Buddy" Meyers
Director	Seth Gold
President	Mike Gordon
Senior Executive Vice President	Wane Messmer
General Manager	Wendell Young
Assistant General Manager	Bill Bentley
Senior Advisor/Director of Hockey Operations	Gene Ubriaco
Head Coach	Don Lever
Assistant Coach	Ron Wilson
Head Athletic Trainer	Kevin Kacer, A.T.C.
Head Equipment Manager	Craig Kogut
Skating and Skills Coach	Kenny McCudden
Hockey Operations	Mike Nardella
Hockey Operations Assistant	Norine Gillner
Director of Media Relations	Elizabeth Casey
Media Relations Coordinator	Justin Skelnik

### WOLVES 2010-11 SCHEDULE

Oct. 8	at San Antonio	Dec. 8	vs. San Antonio	Feb. 9	vs. Grand Rapids
Oct. 10	at Oklahoma City	Dec. 10	at Abbotsford	Feb. 11	at Milwaukee
Oct. 15	at Milwaukee	Dec. 11	at Abbotsford	Feb. 17	at Houston
Oct. 16	vs. Milwaukee	Dec. 15	at Rockford	Feb. 18	at Rockford
Oct. 20	vs. Abbotsford	Dec. 17	at Rockford	Feb. 19	vs. Texas
Oct. 23	at Rockford	Dec. 18	vs. Milwaukee	Feb. 23	vs. Rockford
Oct. 24	vs. Milwaukee	Dec. 21	vs. Milwaukee	Feb. 25	at Milwaukee
Oct. 27	vs. Oklahoma City	Dec. 27	vs. Grand Rapids	Feb. 26	vs. Peoria
Oct. 28	vs. Texas	Dec. 28	at Hamilton	Mar. 1	at Peoria
Oct. 30	vs. Rockford	Dec. 29	at Toronto	Mar. 4	vs. Milwaukee
Nov. 5	at Lake Erie	Dec. 31	at Manitoba	Mar. 5	at Peoria
Nov. 6	at Grand Rapids	Jan. 1	at Manitoba	Mar. 6	vs. Manitoba
Nov. 7	at Milwaukee	Jan. 5	vs. Toronto	Mar. 9	vs. Peoria
Nov. 10	at Texas	Jan. 8	vs. Hamilton	Mar. 11	vs. Peoria
Nov. 12	at Oklahoma City	Jan. 9	vs. Toronto	Mar. 13	at Rockford
Nov. 14	at San Antonio	Jan. 12	vs. Texas	Mar. 19	vs. Oklahoma City
Nov. 16	at Texas	Jan. 14	vs. Houston	Mar. 20	vs. Oklahoma City
Nov. 17	at Houston	Jan. 15	vs. Rockford	Mar. 25	at Milwaukee
Nov. 20	vs. Houston	Jan. 16	vs. San Antonio	Mar. 26	vs. Hamilton
Nov. 21	vs. Lake Erie	Jan. 21	at Grand Rapids	Mar. 27	vs. Rockford
Nov. 23	vs. Lake Erie	Jan. 22	at Grand Rapids	Mar. 31	at Houston
Nov. 26	at Peoria	Jan. 23	vs. Oklahoma City	Apr. 1	at Texas
Nov. 27	vs. Grand Rapids	Jan. 26	at Oklahoma City	Apr. 2	vs. Houston
Nov. 30	vs. Manitoba	Jan. 28	at San Antonio	Apr. 8	at Peoria
Dec. 3	at Lake Erie	Jan. 29	at Oklahoma City	Apr. 9	vs. San Antonio
Dec. 4	at Hamilton	Feb. 4	vs. Abbotsford	Apr. 10	vs. Rockford
Dec. 5	at Toronto	Feb. 5	vs. Peoria		

**WOLVES 2009-10 REGULAR SEASON STATISTICS**

**INDIVIDUAL STATISTICS**

POS	PLAYER	GP	G	A	PTS	+/-	PIM	PP	SH	GW	S	PCT
C	Jason Krog	78	14	61	75	17	34	3	0	1	152	9.2
RW	Tim Stapleton	73	30	29	59	22	18	6	3	6	170	17.6
LW	Brett Sterling	55	34	22	56	20	38	7	0	7	153	22.2
RW	Joey Crabb	79	24	29	53	12	59	6	2	3	133	18.0
C	Johnny Pohl	66	20	33	53	12	12	7	1	4	124	16.1
RW	Spencer Machacek	79	20	29	49	17	68	4	3	4	207	9.7
C	Matt Anderson	63	16	29	45	20	18	2	1	5	102	15.7
C	Kevin Doell	79	16	21	37	11	69	0	2	3	131	12.2
D	Ivan Vishnevskiy	28	2	10	12	4	10	1	0	1	67	3.0
	(TOTAL)	79	10	26	36	8	28	6	0	4	161	6.2
RW	Anthony Stewart	77	12	19	31	3	67	3	0	2	127	9.4
D	Paul Postma	63	15	14	29	5	24	6	0	2	129	11.6
D	Arturs Kulda	66	6	19	25	47	46	0	0	0	107	5.6
D	Nathan Oystreck	43	7	16	23	5	96	4	1	2	86	8.1
C	Riley Holzapfel	60	7	16	23	-2	30	2	0	1	76	9.2
LW	Andrew Kozek	69	12	10	22	5	36	2	0	1	115	10.4
D	Chris Chelios	46	5	17	22	34	24	1	0	1	72	6.9
RW	Craig Weller	14	0	3	3	-2	21	0	0	0	15	0.0
	(TOTAL)	74	4	14	18	-6	90	0	0	2	130	3.1
D	Jamie Hunt	42	6	11	17	3	17	2	0	0	66	9.1
D	Mike Vernace	47	2	10	12	-3	29	0	0	0	56	3.6
LW	Greg Stewart	9	1	0	1	-5	39	0	0	1	14	7.1
	(TOTAL)	54	6	5	11	1	129	0	0	3	64	9.4
C	Rylan Kaip	68	4	7	11	-10	59	0	1	0	53	7.5
D	Brian Sipotz	44	0	8	8	5	51	0	0	0	39	0.0
D	Steve McCarthy	25	2	5	7	-12	28	0	0	0	20	10.0
LW	Patrick Galivan	19	2	4	6	2	2	0	0	0	13	15.4
D	Noah Welch	37	1	4	5	8	33	0	0	0	67	1.5
C	Angelo Esposito	12	0	4	4	-2	2	0	0	0	8	0.0
D	Grant Lewis	26	1	2	3	-1	23	0	0	0	26	3.8
D	Scott Lehman	11	0	2	2	-3	16	0	0	0	4	0.0
LW	Reid Simpson	14	0	2	2	-1	35	0	0	0	10	0.0
LW	Josh Gratton	21	0	2	2	-9	60	0	0	0	26	0.0
D	Tim Filangieri	10	0	1	1	0	6	0	0	0	12	0.0
	(TOTAL)	11	0	1	1	-1	8	0	0	0	12	0.0
D	Brendan Buckley	1	0	0	0	-1	0	0	0	0	0	0.0
D	Ben Chiarot	1	0	0	0	-1	4	0	0	0	0	0.0
D	Cody Sol	1	0	0	0	-3	0	0	0	0	0	0.0
D	Brett Blatchford	2	0	0	0	-2	0	0	0	0	1	0.0
LW	Michael Forney	3	0	0	0	-1	0	0	0	0	3	0.0
C	Eric O'Dell	3	0	0	0	-1	0	0	0	0	3	0.0
G	Kari Lehtonen	4	0	0	0	0	0	0	0	0	0	0.0
G	Manny Legace	6	0	0	0	0	0	0	0	0	0	0.0
D	Boris Valabik	6	0	0	0	-4	10	0	0	0	2	0.0
G	Peter Mannino	38	0	0	0	0	4	0	0	0	0	0.0
G	Drew MacIntyre	41	0	0	0	0	0	0	0	0	0	0.0

**GOALTENDING**

GOALTENDER	GP	MIN	AVG	W	L	SOL	SO	GA	SVS	SPCT
Peter Mannino	38	2026	2.34	26	5	1	2	79	915	0.921
Drew MacIntyre	41	2246	2.54	20	17	2	3	95	1050	0.917
Kari Lehtonen	4	247	2.67	1	1	2	0	11	98	0.899
Manny Legace	6	317	3.21	2	2	1	1	17	149	0.898

## **GWINNETT GLADIATORS (ECHL)**

### **GWINNETT GLADIATORS**

ECHL  
 P.O. BOX 957238  
 DULUTH, GA 30095  
 770-497-5100  
 GWINNETTGLADIATORS.COM  
 THE ARENA AT GWINNETT CENTER



### **GLADIATORS STAFF DIRECTORY**

Owners .....	Toby Jeffreys, Steve Chapman, Bill Davidson, Jay Gilbertson
Governor .....	Dan Hauck, Jim Pinard, Tom Sapitowicz, Gary Adams, Gary Hays
President & General Manager / Alternate Governor .....	Toby Jeffreys
CEO .....	Steve Chapman
Head Coach / Director of Hockey Operations .....	Bill Davidson
VP of New Media Sales and Communications .....	Jeff Pyle
VP of Sales .....	Dustin Bixby
Director of Marketing .....	Joe Gelderman
Director of Merchandise .....	Chris Peace
Director of Community Relations .....	Christina Johnson
Director of Corporate Sales .....	Jim Hall
Account Executives .....	Mike Miller
Account Executive/Broadcaster .....	Tara Sipma, Dave Grassman, Chris Leverett
Group Sales Executive .....	Bob Mills
Coordinator of Game Operations .....	Bob McCaffrey
Business Manager / Office Coordinator .....	Keith Davis
Athletic Trainer .....	Ashleigh Morgan-Sexton
Equipment Manager .....	Danielle Ellis, ATC/L
Director of Transportation .....	Patrick "Hoops" Houlihan
Team Photographer .....	Joshua "Bubba" Simmons
Media Relations Assistant .....	Dale Zanine
	David Foley

### **GLADIATORS 2010-11 SCHEDULE**

Oct. 15	at Florida	Dec. 11	at Wheeling	Feb. 5	vs. Toledo
Oct. 16	at Florida	Dec. 14	at Greenville	Feb. 11	at South Carolina
Oct. 22	vs. South Carolina	Dec. 17	at Greenville	Feb. 12	vs. South Carolina
Oct. 23	vs. Florida	Dec. 18	vs. South Carolina	Feb. 13	vs. South Carolina
Oct. 28	at Trenton	Dec. 19	vs. Greenville	Feb. 18	at Florida
Oct. 29	at Trenton	Dec. 21	at Florida	Feb. 19	at Florida
Oct. 30	at Elmira	Dec. 22	at Florida	Feb. 25	at Trenton
Nov. 1	vs. South Carolina	Dec. 26	vs. South Carolina	Feb. 26	at Trenton
Nov. 5	at Greenville	Dec. 28	vs. Wheeling	Feb. 27	at Reading
Nov. 6	vs. Greenville	Dec. 29	vs. Wheeling	Mar. 1	at South Carolina
Nov. 7	vs. Greenville	Dec. 31	vs. Wheeling	Mar. 5	vs. Trenton
Nov. 12	at Kalamazoo	Jan. 2	at South Carolina	Mar. 6	vs. Trenton
Nov. 13	at Cincinnati	Jan. 4	at South Carolina	Mar. 11	at Elmira
Nov. 19	at South Carolina	Jan. 6	at Greenville	Mar. 12	at Elmira
Nov. 20	at South Carolina	Jan. 7	vs. Greenville	Mar. 15	vs. Cincinnati
Nov. 21	at Greenville	Jan. 8	vs. Greenville	Mar. 18	vs. Florida
Nov. 23	vs. South Carolina	Jan. 11	vs. Florida	Mar. 19	vs. Florida
Nov. 25	vs. Toledo	Jan. 14	at Greenville	Mar. 20	vs. Florida
Nov. 26	at South Carolina	Jan. 15	vs. Florida	Mar. 23	vs. Reading
Nov. 27	vs. Toledo	Jan. 17	vs. South Carolina	Mar. 26	vs. Reading
Dec. 2	at Greenville	Jan. 23	vs. Greenville	Mar. 27	vs. Reading
Dec. 3	vs. South Carolina	Jan. 29	at Kalamazoo	Mar. 31	at Greenville
Dec. 5	vs. Greenville	Jan. 30	at Kalamazoo	Apr. 1	vs. Greenville
Dec. 10	at Wheeling	Feb. 4	vs. Toledo	Apr. 2	at Greenville

**GLADIATORS 2009-10 REGULAR SEASON STATISTICS**

**INDIVIDUAL STATISTICS**

POS	PLAYER	GP	G	A	PTS	+/-	PIM	PP	SHG	SH
LW	Adam Berti	66	16	41	57	-19	24	4	2	157
F	Scott Mifsud	53	19	33	52	-18	50	9	0	139
LW	Tom Zanoski	42	25	22	47	-6	60	8	0	179
D	Drew Paris	68	12	33	45	-18	60	8	2	196
LW	Pat Galivan	46	20	22	42	-3	47	4	2	114
F	Matt Francis	68	19	21	40	-15	51	10	0	166
D	Sam Roberts	70	10	30	40	-21	65	5	1	134
LW	Mike McLean	31	6	11	17	-27	12	2	0	53
	(TOTAL)	66	16	22	38	-40	27	4	1	157
F	Tim Miller	44	15	20	35	-11	103	4	0	117
F	Daniel Sullivan	50	15	18	33	-20	72	8	0	97
F	Matt Siddall	31	14	14	28	0	90	2	0	87
F	Michael Forney	63	11	15	26	-8	66	4	2	126
F	Matt Caruana	32	13	12	25	-13	34	1	0	95
D	Chad Denny	56	9	15	24	-6	51	0	0	107
F	Jason Lawrence	46	11	10	21	-25	27	3	1	119
	(TOTAL)	53	12	11	23	-28	29	3	1	144
D	Nick St. Pierre	13	0	7	7	1	6	0	0	14
	(TOTAL)	45	6	15	21	-7	29	2	0	63
D	Aaron Brocklehurst	40	8	11	19	-4	47	2	1	120
C	Brad Schell	12	0	18	18	0	8	0	0	38
C	Chris Higgins	20	9	7	16	-8	6	5	0	47
D	Scott Marchesi	42	2	9	11	-7	32	1	0	76
D	Phil Youngclaus	31	0	7	7	-11	26	0	0	34
C	Mike Bayrack	9	2	4	6	2	6	0	0	16
D	Sean Hurley	43	1	5	6	-12	21	0	0	30
	(TOTAL)	45	1	5	6	-15	21	0	0	33
F	Brian Kaufman	23	2	3	5	-2	10	1	0	32
D	Jamie Fritsch	48	1	4	5	-8	41	0	0	26
D	Chris Zarb	6	0	3	3	1	4	0	0	7
D	Tim Filangieri	49	0	3	3	-5	55	0	0	29
G	David Brown	34	0	1	1	0	4	0	0	0
G	Danny Taylor	37	0	1	1	0	0	0	0	0
D	Tom Glavine	1	0	0	0	0	0	0	0	0
G	Daniel Rosen	1	0	0	0	0	0	0	0	0
G	Jon Horrell	2	0	0	0	0	0	0	0	0
F	Drew Akins	3	0	0	0	-2	7	0	0	0
G	Josh Johnson	3	0	0	0	0	0	0	0	0
D	Brian Sipotz	3	0	0	0	-4	0	0	0	1
D	Drew Dobson	8	0	0	0	-4	6	0	0	12
D	Michael Couch	11	0	0	0	1	18	0	0	12
D	Roman Marakhovskii	14	0	0	0	-1	9	0	0	3

**GOALTENDING**

GOALTENDER	GP	MIN	AVG	W	L	OTL	SOL	SO	GA	SV	SPCT
Josh Johnson	3	180	2.67	2	1	0	0	0	8	74	0.902
Danny Taylor	37	2181	3.47	18	13	2	3	1	126	1157	0.902
David Brown	33	1936	3.94	10	19	3	0	0	127	1002	0.888
Jon Horrell	1	65	4.62	1	0	0	0	0	5	35	0.875
Daniel Rosen	1	7	9.02	0	0	0	0	0	1	1	0.500

**2009-10 THRASHERS PROSPECT STATISTICS**
**CANADIAN HOCKEY LEAGUE**

Pos.	Player	HT	WT	Birthdate (Birthplace)	Team (League)	GP	G	A	PTS	PIM
C	Bubnick, Jimmy	6-3	195	1/19/91 (Esterhazy, Sask.)	Kamloops (WHL)	44	17	23	40	44
					Calgary (WHL)	21	5	8	13	15
C	Burmistrov, Alex	6-1	180	10/21/91 (Kazan, Russia)	Barrie (OHL)	62	22	43	65	49
D	Chiarot, Ben	6-3	215	5/9/91 (Hamilton, Ont.)	Guelph (OHL)	41	4	9	13	106
					Sudbury (OHL)	26	4	4	8	61
C	Cormier, Patrice	6-2	215	6/14/90 (Moncton, N.B.)	Rimouski (QMJHL)	28	11	15	26	57
					Rouyn-Noranda (QMJHL)	3	0	5	5	7
LW	Koper, Levko	6-1	190	10/5/90 (Edmonton, Alb.)	Spokane (WHL)	68	27	27	54	51
D	McFaul, Kendall	6-3	190	4/10/92 (Rosetown, Sask.)	Moose Jaw (WHL)	42	4	6	10	70
C	O'Dell, Eric	6-0	185	6/21/90 (Ottawa, Ont.)	Sudbury (OHL)	68	33	35	68	63
RW	Paquette, Danick	6-1	210	7/17/90 (Montreal, QC)	Quebec (QMJHL)	64	36	29	65	136
D	Sol, Cody	6-5	245	2/11/91 (Woodstock, Ont.)	Saginaw (OHL)	55	7	8	15	151
LW	Telegin, Ivan	6-3	185	2/28/92 (Novokuznetsk, Russia)	Saginaw (OHL)	51	26	18	44	20

**GOALTENDERS**

Pos.	Player	HT	WT	Birthdate (Birthplace)	Team (League)	GP	W	L	OTL	GAA
G	Carrozzi, Chris	6-3	195	3/2/90 (Ottawa, Ont.)	St. Michael's (OHL)	38	19	10	5	2.36
G	Pasquale, Ed	6-3	215	11/20/90 (Toronto, Ont.)	Saginaw (OHL)	51	21	17	7	3.17

**OTHER CANADIAN JUNIOR LEAGUES**

Pos.	Player	HT	WT	Birthdate (Birthplace)	Team (League)	GP	G	A	PTS	PIM
D	Melchiori, Julian	6-3	200	12/6/91 (Richmond Hill, Ont.)	Newmarket (CCHL)	39	7	16	23	16
D	Stoykewych, Peter	6-2	190	7/14/92 (Winnipeg, Mtb.)	Winnipeg South (MJHL)	56	6	25	31	63

**EUROPEAN LEAGUES**

Pos.	Player	HT	WT	Birthdate (Birthplace)	Team (League)	GP	G	A	PTS	PIM
LW	Klingberg, Carl	6-3	200	1/28/91 (Goteborg, Sweden)	Frolunda (Sweden)	42	6	7	13	16
LW	Lasu, Nicklas	6-0	175	9/16/89 (Molndal, Sweden)	Frolunda (Sweden)	51	2	7	9	10
D	Nikulin, Ilja	6-3	210	3/12/82 (Moscow, Russia)	Ak Bars Kazan (Russia)	49	6	27	33	86
D	Owuya, Sebastian	6-4	205	10/8/91 (Stockholm, Sweden)	Timra Jr. (Swe-Jr.)	40	3	13	16	118
					Timra (Sweden)	11	0	0	0	0
D	Zubarev, Andrei	6-1	210	3/3/87 (Ufa, Russia)	Mytishchi Atlant (Russia)	55	7	9	16	58

**GOALTENDERS**

Pos.	Player	HT	WT	Birthdate (Birthplace)	Team (League)	GP	W	L	OTL	GAA
G	Petersson-Wentzel, F.	6-1	180	7/23/91 (Uppsala, Sweden)	Almtuna (Swe-2)	37	23	8	3	1.85

**NATIONAL COLLEGIATE ATHLETIC ASSOCIATION**

Pos.	Player	HT	WT	Birthdate (Birthplace)	Team (League)	GP	G	A	PTS	PIM
C	Albert, John	5-11	190	1/19/89 (Cleveland, Ohio)	Ohio State (CCHA)	39	6	24	30	20
C	Leveille, Daultan	6-0	175	8/10/90 (St. Catharines, Ont.)	Michigan State (CCHA)	38	6	19	25	16
C	Martin, Jesse	5-11	180	9/7/88 (Edmonton, Alb.)	Denver (WCHA)	34	14	8	22	0
D	O'Neill, Will	6-1	190	4/28/88 (Boston, Mass.)	Maine (HE)	39	8	23	31	69
D	Redmond, Zach	6-2	205	7/26/88 (Houston, Tex.)	Ferris State (CCHA)	40	6	21	27	46
LW	Samuels-Thomas, J.	6-3	195	5/28/90 (Hartford, Conn.)	Bowling Green (CCHA)	35	11	14	25	30
RW	Saponari, Vinny	6-1	180	2/15/09 (Powder Springs, Ga.)	Boston University (HE)	38	12	18	30	32

**GOALTENDERS**

Pos.	Player	HT	WT	Birthdate (Birthplace)	Team (League)	GP	W	L	T	GAA
G	Kangas, Alex	6-3	200	5/28/87 (Rochester, Minn.)	Minnesota (WCHA)	33	16	15	1	2.61

**UNITED STATES HOCKEY LEAGUE**

Pos.	Player	HT	WT	Birthdate (Birthplace)	Team (League)	GP	G	A	PTS	PIM
RW	Cisse, Yasin	6-3	210	3/11/92 (Montreal, Quebec)	Des Moines (USHL)	31	13	6	19	16

**UNITED STATES HIGH SCHOOLS**

Pos.	Player	HT	WT	Birthdate (Birthplace)	Team (League)	GP	G	A	PTS	PIM
C	Lane, Tanner	6-2	180	8/13/92 (Detroit Lakes, Minn.)	Detroit Lakes (High-MN)	26	49	41	90	64



**ATLANTA THRASHERS  
2010-11 MEDIA GUIDE**

**SEASON IN REVIEW**

# 2009-10 SEASON-IN-REVIEW

## FINAL NHL STANDINGS

### STANDINGS BY DIVISION

#### EASTERN CONFERENCE

##### NORTHEAST DIVISION

TEAM	GP	W	L	OT	GF	GA	PTS
Buffalo	82	45	27	10	235	207	100
Ottawa	82	44	32	6	225	238	94
Boston	82	39	30	13	206	200	91
Montreal	82	39	33	10	217	223	88
Toronto	82	30	38	14	214	267	74

##### ATLANTIC DIVISION

TEAM	GP	W	L	OT	GF	GA	PTS
New Jersey	82	48	27	7	222	191	103
Pittsburgh	82	47	28	7	257	237	101
Philadelphia	82	41	35	6	236	225	88
NY Rangers	82	38	33	11	222	218	87
NY Islanders	82	34	37	11	222	264	79

##### SOUTHEAST DIVISION

TEAM	GP	W	L	OT	GF	GA	PTS
Washington	82	54	15	13	318	233	121
<b>Atlanta</b>	<b>82</b>	<b>35</b>	<b>34</b>	<b>13</b>	<b>234</b>	<b>256</b>	<b>83</b>
Carolina	82	35	37	10	230	256	80
Tampa Bay	82	34	36	12	217	260	80
Florida	82	32	37	13	208	244	77

#### WESTERN CONFERENCE

##### CENTRAL DIVISION

TEAM	GP	W	L	OT	GF	GA	PTS
Chicago	82	52	22	8	271	209	112
Detroit	82	44	24	14	229	216	102
Nashville	82	47	29	6	225	225	100
St. Louis	82	40	32	10	225	223	90
Columbus	82	32	35	15	216	259	79

##### PACIFIC DIVISION

TEAM	GP	W	L	OT	GF	GA	PTS
San Jose	82	51	20	11	264	215	113
Phoenix	82	50	25	7	225	202	107
Los Angeles	82	46	27	9	241	219	101
Anaheim	82	39	32	11	238	251	89
Dallas	82	37	31	14	237	254	88

##### NORTHWEST DIVISION

TEAM	GP	W	L	OT	GF	GA	PTS
Vancouver	82	49	28	5	272	222	103
Colorado	82	43	30	9	244	233	95
Calgary	82	40	32	10	204	210	90
Minnesota	82	38	36	8	219	246	84
Edmonton	82	27	47	8	214	284	62

### STANDINGS BY CONFERENCE

#### EASTERN CONFERENCE

TEAM	GP	W	L	OT	GF	GA	PTS
Washington	82	54	15	13	318	233	121
New Jersey	82	48	27	7	222	191	103
Buffalo	82	45	27	10	235	207	100
Pittsburgh	82	47	28	7	257	237	101
Ottawa	82	44	32	6	225	238	94
Boston	82	39	30	13	206	200	91
Philadelphia	82	41	35	6	236	225	88
Montreal	82	39	33	10	217	223	88
NY Rangers	82	38	33	11	222	218	87
<b>Atlanta</b>	<b>82</b>	<b>35</b>	<b>34</b>	<b>13</b>	<b>234</b>	<b>256</b>	<b>83</b>
Carolina	82	35	37	10	230	256	80
Tampa Bay	82	34	36	12	217	260	80
NY Islanders	82	34	37	11	222	264	79
Florida	82	32	37	13	208	244	77
Toronto	82	30	38	14	214	267	74

#### WESTERN CONFERENCE

TEAM	GP	W	L	OT	GF	GA	PTS
San Jose	82	51	20	11	264	215	113
Chicago	82	52	22	8	271	209	112
Vancouver	82	49	28	5	272	222	103
Phoenix	82	50	25	7	225	202	107
Detroit	82	44	24	14	229	216	102
Los Angeles	82	46	27	9	241	219	101
Nashville	82	47	29	6	225	225	100
Colorado	82	43	30	9	244	233	95
St. Louis	82	40	32	10	225	223	90
Calgary	82	40	32	10	204	210	90
Anaheim	82	39	32	11	238	251	89
Dallas	82	37	31	14	237	254	88
Minnesota	82	38	36	8	219	246	84
Columbus	82	32	35	15	216	259	79
Edmonton	82	27	47	8	214	284	62



### NHL LEADERS

#### INDIVIDUAL SCORING

PLAYER	TEAM	GP	G	A	PTS	+/-	PIM	PP	SH	GW	S	PCTG
Henrik Sedin	Vancouver	82	29	83	112	35	48	4	2	5	166	17.5
Sidney Crosby	Pittsburgh	81	51	58	109	15	71	13	2	6	298	17.1
Alex Ovechkin	Washington	72	50	59	109	45	89	13	0	7	368	13.6
Nicklas Backstrom	Washington	82	33	68	101	37	50	11	0	4	222	14.9
Steven Stamkos	Tampa Bay	82	51	44	95	-2	38	24	1	5	297	17.2
Martin St. Louis	Tampa Bay	82	29	65	94	-8	12	7	1	7	242	12.0
Brad Richards	Dallas	80	24	67	91	-12	14	13	0	2	284	8.5
Joe Thornton	San Jose	79	20	69	89	17	54	4	1	2	141	14.2
Patrick Kane	Chicago	82	30	58	88	16	20	9	0	6	261	11.5
Marian Gaborik	NY Rangers	76	42	44	86	15	37	14	1	4	272	15.4
Ilya Kovalchuk	New Jersey	76	41	44	85	10	53	12	0	4	290	14.1
Daniel Sedin	Vancouver	63	29	56	85	36	28	8	0	8	225	12.9
Alexander Semin	Washington	73	40	44	84	36	66	8	2	5	278	14.4
Patrick Marleau	San Jose	82	44	39	83	21	22	12	4	6	274	16.1
Dany Heatley	San Jose	82	39	43	82	14	54	18	1	9	280	13.9
Zach Parise	New Jersey	81	38	44	82	24	32	9	1	5	347	11.0
Anze Kopitar	Los Angeles	82	34	47	81	6	16	14	1	2	259	13.1
Paul Stastny	Colorado	81	20	59	79	2	50	9	0	2	199	10.1
Evgeni Malkin	Pittsburgh	67	28	49	77	-6	100	13	2	7	268	10.4
Corey Perry	Anaheim	82	27	49	76	0	111	6	1	2	270	10.0
Mike Green	Washington	75	19	57	76	39	54	10	0	4	205	9.3
Ryan Kesler	Vancouver	82	25	50	75	1	104	12	1	5	214	11.7
Loui Eriksson	Dallas	82	29	42	71	-4	26	6	2	4	214	13.6
Mikko Koivu	Minnesota	80	22	49	71	-2	50	8	1	2	246	8.9
Daniel Alfredsson	Ottawa	70	20	51	71	8	22	4	1	5	168	11.9

#### DEFENSEMAN SCORING

PLAYER	TEAM	GP	G	A	PTS	+/-	PIM	PP	SH	GW	S	PCTG
Mike Green	Washington	75	19	57	76	39	54	10	0	4	205	9.3
Duncan Keith	Chicago	82	14	55	69	21	51	3	1	1	213	6.6
Drew Doughty	Los Angeles	82	16	43	59	20	54	9	0	5	142	11.3
Dan Boyle	San Jose	76	15	43	58	6	70	6	0	3	180	8.3
Chris Pronger	Philadelphia	82	10	45	55	22	79	5	0	2	175	5.7
Sergei Gonchar	Pittsburgh	62	11	39	50	-4	49	6	0	3	138	8.0
<b>Tobias Enstrom</b>	<b>Atlanta</b>	<b>82</b>	<b>6</b>	<b>44</b>	<b>50</b>	<b>-5</b>	<b>30</b>	<b>2</b>	<b>0</b>	<b>0</b>	<b>109</b>	<b>5.5</b>
Mark Streit	NY Islanders	82	11	38	49	0	48	9	0	2	187	5.9
Nicklas Lidstrom	Detroit	82	9	40	49	22	24	5	0	1	194	4.6
Tomas Kaberle	Toronto	82	7	42	49	-16	24	3	0	1	158	4.4

#### GOALS

PLAYER	TEAM	GP	G
Sidney Crosby	Pittsburgh	81	51
Steven Stamkos	Tampa Bay	82	51
Alex Ovechkin	Washington	72	50
Patrick Marleau	San Jose	82	44
Marian Gaborik	NY Rangers	76	42
Ilya Kovalchuk	New Jersey	76	41
Alex Semin	Washington	73	40
Dany Heatley	San Jose	82	39

#### POWER PLAY GOALS

PLAYER	TEAM	GP	PPG
Steven Stamkos	Tampa Bay	82	24
Dany Heatley	San Jose	82	18
Teemu Selanne	Anaheim	54	14
Marian Gaborik	NY Rangers	76	14
Anze Kopitar	Los Angeles	82	14
Evgeni Malkin	Pittsburgh	67	13
Tomas Holmstrom	Detroit	68	13
Eric Staal	Carolina	70	13
Alex Ovechkin	Washington	72	13

#### ASSISTS

PLAYER	TEAM	GP	A
Henrik Sedin	Vancouver	82	83
Joe Thornton	San Jose	79	69
Nicklas Backstrom	Washington	82	68
Brad Richards	Dallas	80	67
Martin St. Louis	Tampa Bay	82	65
Alex Ovechkin	Washington	72	59
Paul Stastny	Colorado	81	59
Sidney Crosby	Pittsburgh	81	58

#### SHORTHANDED GOALS

PLAYER	TEAM	GP	SHG
Marian Hossa	Chicago	57	5
Alex Burrows	Vancouver	82	5
Rene Bourque	Calgary	73	4
Patrick Marleau	San Jose	82	4
Curtis Glenross	Calgary	67	3
Darren Helm	Detroit	75	3
Ethan Moreau	Edmonton	76	3
Radek Dvorak	Florida	76	3
<b>Chris Thorburn</b>	<b>Atlanta</b>	<b>76</b>	<b>3</b>

# 2009-10 SEASON-IN-REVIEW

## NHL LEADERS

### NHL LEADERS

#### POWER PLAY ASSISTS

PLAYER	TEAM	GP	PPA
Martin St. Louis	Tampa Bay	82	30
Daniel Alfredsson	Ottawa	70	27
Brad Richards	Dallas	80	27

#### POWER PLAY POINTS

PLAYER	TEAM	GP	PPP
Steven Stamkos	Tampa Bay	82	41
Brad Richards	Dallas	80	40
Anze Kopitar	Los Angeles	82	38
Martin St. Louis	Tampa Bay	82	37
Nicklas Backstrom	Washington	82	37
Alex Ovechkin	Washington	72	36
Mike Green	Washington	75	35
Sidney Crosby	Pittsburgh	81	34
Daniel Alfredsson	Ottawa	70	31
Mike Richards	Philadelphia	82	31

#### GAME-WINNING GOALS

PLAYER	TEAM	GP	GWG
Dany Heatley	San Jose	82	9
Daniel Sedin	Vancouver	63	8
Patric Hornqvist	Nashville	80	8
Evgeni Malkin	Pittsburgh	67	7
Rich Peverley	Atlanta	82	7

#### SHORTHANDED ASSISTS

PLAYER	TEAM	GP	SHA
Niklas Kronwall	Detroit	48	4
Duncan Keith	Chicago	82	4
Blake Comeau	NY Islanders	61	3

#### SHORTHANDED POINTS

PLAYER	TEAM	GP	SHP
Alex Burrows	Vancouver	82	7
Marian Hossa	Chicago	57	6
Duncan Keith	Chicago	82	5
Rich Peverley	Atlanta	82	5
Niklas Kronwall	Detroit	48	4
Blake Comeau	NY Islanders	61	4
Mike Ribeiro	Dallas	66	4
Curtis Glencross	Calgary	67	4
Daniel Alfredsson	Ottawa	70	4
T.J. Galiardi	Colorado	70	4

#### SHOTS

PLAYER	TEAM	GP	S
Alex Ovechkin	Washington	72	368
Zach Parise	New Jersey	81	347
Jeff Carter	Philadelphia	74	319
Henrik Zetterberg	Detroit	74	309
Sidney Crosby	Pittsburgh	81	298

### GOALTENDING LEADERS

#### WINS

GOALTENDER	TEAM	GP	W
Martin Brodeur	New Jersey	77	45
Evgeni Nabokov	San Jose	71	44
Ilya Bryzgalov	Phoenix	69	42
Ryan Miller	Buffalo	69	41
Roberto Luongo	Vancouver	68	40

#### SHUTOUTS

GOALTENDER	TEAM	GP	SO
Martin Brodeur	New Jersey	77	9
Ilya Bryzgalov	Phoenix	69	8
Craig Anderson	Colorado	71	7
Pekka Rinne	Nashville	58	7
Antti Niemi	Chicago	39	7

#### GOALS-AGAINST AVERAGE

GOALTENDER	TEAM	GPI	MINS	GA	GAA
Tuukka Rask	Boston	45	2562	84	1.97
Ryan Miller	Buffalo	69	4047	150	2.22
Martin Brodeur	New Jersey	77	4499	168	2.24
Antti Niemi	Chicago	39	2190	82	2.25
Jimmy Howard	Detroit	63	3740	141	2.26

#### SAVE PERCENTAGE

GOALTENDER	TEAM	GPI	MINS	GA	SA	SPCTG
Tuukka Rask	Boston	45	2562	84	1221	.931
Ryan Miller	Buffalo	69	4047	150	2098	.929
Tomas Vokoun	Florida	63	3695	157	2081	.925
Jaroslav Halak	Montreal	45	2629	105	1386	.924
Jimmy Howard	Detroit	63	3740	141	1849	.924

# 2009-10 SEASON-IN-REVIEW

## FINAL INDIVIDUAL STATISTICS

### INDIVIDUAL SCORING

POS	NO	PLAYER	GP	G	A	P	+/-	PIM	PP	SH	GW	S	%	TOI/G
C	80	Nik Antropov	76	24	43	67	13	44	8	0	4	126	19	18:13
R	61	Maxim Afinogenov	82	24	37	61	-17	46	6	0	3	181	13.3	17:23
C	47	Rich Peverley	82	22	33	55	-14	36	7	2	7	166	13.3	18:39
D	39	Tobias Enstrom	82	6	44	50	-5	30	2	0	0	109	5.5	22:16
D	77	Pavel Kubina	76	6	32	38	0	66	2	0	1	159	3.8	22:37
R	10	Bryan Little	79	13	21	34	-6	20	3	0	1	165	7.9	15:45
R	20	Colby Armstrong	79	15	14	29	6	61	0	1	1	101	14.9	14:47
L	9	Evander Kane*	66	14	12	26	2	62	0	1	3	127	11	13:59
L	13	Vyacheslav Kozlov	55	8	18	26	-15	33	3	0	1	113	7.1	15:15
C	12	Todd White	65	7	19	26	-11	24	2	0	3	92	7.6	15:14
D	6	Ron Hainsey	80	5	21	26	-6	39	0	0	0	121	4.1	22:08
D	4	Zach Bogosian	81	10	13	23	-18	61	3	1	0	155	6.5	21:24
C	23	Jim Slater	61	11	7	18	1	60	1	0	2	107	10.3	12:12
R	18	Niclas Bergfors*	27	8	9	17	-3	0	1	0	2	83	9.6	16:29
		(NJ)	54	13	14	27	-7	10	8	0	4	134	9.7	14:52
		(TOTAL)	81	21	23	44	-10	10	9	0	6	217	9.7	15:25
C	19	Marty Reasoner	80	4	13	17	-3	24	0	0	0	86	4.7	12:30
R	27	Chris Thorburn	76	4	9	13	6	89	0	3	0	63	6.3	9:58
L	41	Clarke MacArthur	21	3	6	9	-2	2	1	1	0	30	10	15:36
		(BUF)	60	13	13	26	-14	47	3	0	3	99	13.1	14:22
		(TOTAL)	81	16	19	35	-16	49	4	1	3	129	12.4	14:41
D	29	Johnny Oduya	27	1	8	9	6	12	0	0	0	24	4.2	21:22
		(NJ)	40	2	2	4	2	18	0	0	0	44	4.5	21:11
		(TOTAL)	67	3	10	13	8	30	0	0	0	68	4.4	21:15
L	39	Eric Boulton	62	2	6	8	-1	113	1	0	0	39	5.1	6:50
R	76	Evgeny Artyukhin	17	5	2	7	-4	31	0	0	0	21	23.8	8:38
		(ANA)	37	4	5	9	0	41	0	0	0	21	19.0	9:04
		(TOTAL)	54	9	7	16	-4	72	0	0	0	42	21.4	8:56
D	16	Christoph Schubert	47	2	5	7	-6	69	0	0	0	73	2.7	15:46
D	3	Mark Popovic	37	2	2	4	0	10	0	0	0	24	8.3	14:47
R	42	Tim Stapleton	6	2	0	2	1	2	1	0	0	6	33.3	11:52
D	5	Boris Valabik	23	0	2	2	2	36	0	0	0	22	0	13:13
D	44	Arturs Kulda*	4	0	2	2	2	2	0	0	0	5	0	11:59
D	24	Chris Chelios	7	0	0	0	-2	0	0	0	0	5	0	11:10

### GOALTENDING

NO	GOALIE	GPI	MINS	AVG	W	L	OT	EN	SO	GA	SA	SV%	G	A	PIM
1	Johan Hedberg	47	2632	2.62	21	16	6	4	3	115	1355	.915	0	1	6
31	Ondrej Pavelec	42	2317	3.29	14	18	7	4	2	127	1353	.906	0	1	0

### TRADED / WAIVED PLAYERS

POS	NO	PLAYER	GP	G	A	P	+/-	PIM	PP	SH	GW	S	%	TOI/G
L	17	Ilya Kovalchuk	49	31	27	58	1	45	10	0	3	179	17.3	22:14
D	25	Anssi Salmela	29	1	4	5	4	22	0	0	0	27	3.7	13:10

\* - Indicates rookie status

# 2009-10 SEASON-IN-REVIEW

## TEAM GAME-BY-GAME RESULTS

No	Date	Opponent	Result	PTS	Goalie(s)	GW Goal	Record	PP	PK	SF	SA	GF	GA	Attend.
1	10/3	vs. TB	6-3 Win	2	Pavelec	Peverley	1-0-0	1-3	2-3	28	39	6	3	18,545
2	10/8	@ STL	4-2 Win	4	Pavelec	Kane	2-0-0	2-5	5-6	50	70	10	5	19,150
3	10/10	@ OTT	2-4 Loss	4	Pavelec	Fisher	2-1-0	2-8	7-9	78	104	12	9	19,360
4	10/16	@ NJ	4-2 Win	6	Pavelec	Peverley	3-1-0	4-11	13-15	97	134	16	11	14,187
5	10/17	@ BUF	4-2 Win	8	Hedberg	White	4-1-0	6-16	17-20	124	176	20	13	18,690
6	10/20	@ MTL	1-2 SOL	9	Pavelec	Clark	4-1-1	6-20	22-25	147	211	21	15	21,273
7	10/22	vs. WSH	4-5 Loss	9	Pavelec/Hedberg	—	4-2-1	8-28	29-32	173	239	25	20	13,192
8	10/24	vs. SJ	3-4 Loss	9	Hedberg/Pavelec	Marleau	4-3-1	9-32	31-36	200	263	28	24	14,945
9	10/29	vs. WSH	3-4 Loss	9	Pavelec	Knuble	4-4-1	10-34	34-41	241	295	31	28	12,893
10	10/31	@ OTT	3-1 Win	11	Pavelec	Peverley	5-4-1	10-36	37-45	262	346	34	29	17,297
11	11/3	@ MTL	5-4 Win	13	Pavelec	Armstrong	6-4-1	11-40	40-48	292	384	39	33	21,273
12	11/5	vs. CBJ	3-4 Loss	13	Pavelec	Torres	6-5-1	13-48	42-50	327	405	42	37	10,878
13	11/7	@ NYI	3-6 Loss	13	Pavelec/Hedberg	Comau	6-6-1	13-51	44-53	361	450	45	43	14,119
14	11/8	vs. STL	3-2 SOW	15	Hedberg	—	7-6-1	13-57	47-57	401	482	48	45	10,904
15	11/12	@ NYR	5-3 Win	17	Hedberg	Kane	8-6-1	15-62	50-61	428	518	53	48	18,200
16	11/13	vs. LA	7-0 Win	19	Pavelec	Kane	9-6-1	16-65	55-66	449	556	60	48	15,638
17	11/15	vs. EDM	3-2 Win	21	Hedberg	Kozlov	10-6-1	18-68	60-71	479	592	63	50	11,091
18	11/19	vs. BOS	3-4 SOL	22	Pavelec	—	10-6-2	19-75	61-73	514	634	66	54	12,112
19	11/21	vs. PIT	2-3 Loss	22	Hedberg	Talbot	10-7-2	19-78	63-76	547	668	68	57	15,588
20	11/22	vs. TB	3-4 OTL	23	Pavelec	Stamoks	10-7-3	19-81	67-81	578	708	71	61	13,342
21	11/25	@ DET	2-0 Win	25	Pavelec	Antropov	11-7-3	20-85	70-84	603	748	73	61	19,751
22	11/27	@ CAR	6-4 Win	27	Pavelec	Peverley	12-7-3	20-87	75-89	637	784	79	65	14,463
23	11/28	vs. PHI	1-0 Win	29	Hedberg	Peverley	13-7-3	21-91	79-93	655	818	80	65	16,018
24	11/30	vs. FLA	4-3 Win	31	Pavelec	Afinogenov	14-7-3	21-92	81-96	690	846	84	68	10,310
25	12/3	vs. NYI	1-4 Loss	31	Pavelec	Moulson	14-8-3	21-94	83-99	717	873	85	72	11,704
26	12/5	@ FLA	2-1 SOW	33	Hedberg	—	15-8-3	21-98	86-103	754	904	87	73	13,291
27	12/7	@ TOR	2-5 Loss	33	Pavelec/Hedberg	Grabovski	15-9-3	22-100	90-107	778	932	89	78	19,050
28	12/9	@ CGY	1-3 Loss	33	Hedberg	Jokinen	15-10-3	22-103	94-111	803	964	90	81	19,289
29	12/10	@ VAN	2-4 Loss	33	Pavelec	D. Sedin	15-11-3	23-107	96-113	827	1,002	92	85	18,810
30	12/12	vs. MTL	4-3 OTW	35	Hedberg	Kovalchuk	16-11-3	24-114	99-117	861	1,021	96	88	16,616
31	12/14	@ NYR	3-2 SOW	37	Hedberg	—	17-11-3	25-117	102-122	888	1,069	99	90	18,200
32	12/16	@ FLA	3-4 Loss	37	Hedberg	Frolik	17-12-3	25-119	106-126	911	1,098	102	94	11,672
33	12/17	vs. DAL	6-5 OTW	39	Pavelec	Peverley	18-12-3	28-123	108-130	936	1,145	108	99	11,957
34	12/19	vs. NJ	4-5 Loss	39	Pavelec	McAmmond	18-13-3	29-125	109-132	962	1,187	112	104	14,616
35	12/21	vs. MTL	3-4 OTL	40	Hedberg	Bergeron	18-13-4	30-131	110-135	1,012	1,210	115	108	15,075
36	12/23	@ BOS	4-6 Loss	40	Pavelec/Hedberg	Ryder	18-14-4	30-135	112-140	1,041	1,241	119	114	17,565
37	12/26	@ TB	3-4 Loss	40	Pavelec	Malone	18-15-4	30-138	113-141	1,068	1,275	122	118	13,437
38	12/28	@ NJ	2-3 Loss	40	Hedberg	Parise	18-16-4	30-139	114-143	1,094	1,301	124	121	17,024
39	12/30	@ BOS	0-4 Loss	40	Pavelec/Hedberg	Bitz	18-17-4	30-143	118-148	1,112	1,331	124	125	17,565
40	1/1	@ BUF	3-4 OTL	41	Hedberg	Roy	18-17-5	31-149	121-151	1,147	1,354	127	129	18,690
41	1/2	@ NYI	5-6 SOL	42	Hedberg	—	18-17-6	32-154	125-155	1,174	1,390	132	135	12,824
42	1/5	@ PIT	2-5 Loss	42	Pavelec	Fedotenko	18-18-6	32-156	128-159	1,207	1,427	134	140	17,049
43	1/7	vs. NYR	2-1 SOW	44	Hedberg	—	19-18-6	32-158	131-162	1,239	1,457	136	141	9,179
44	1/9	vs. WSH	1-8 Loss	44	Hedberg/Pavelec	Semin	19-19-6	32-161	132-165	1,278	1,494	137	149	16,767
45	1/12	vs. OTT	6-1 Win	46	Pavelec	Kubina	20-19-6	33-166	134-167	1,306	1,525	143	150	10,017
46	1/14	vs. BUF	1-2 OTL	47	Pavelec	Roy	20-19-7	34-173	140-174	1,339	1,557	144	152	11,313
47	1/16	@ CAR	5-3 Win	49	Pavelec	Kovalchuk	21-19-7	34-176	142-178	1,376	1,589	149	155	14,812
48	1/18	@ FLA	0-1 Loss	49	Hedberg	Campbell	21-20-7	34-179	146-182	1,403	1,613	149	156	11,818
49	1/19	vs. TOR	4-3 Win	51	Pavelec	Kovalchuk	22-20-7	35-186	151-187	1,435	1,653	153	159	10,202
50	1/21	vs. CAR	2-5 Loss	51	Pavelec	Jokinen	22-21-7	35-192	152-191	1,469	1,675	155	164	10,478
51	1/23	@ TB	1-2 SOL	52	Hedberg	—	22-21-8	35-198	155-195	1,507	1,701	156	166	16,212
52	1/26	vs. ANA	2-1 Win	54	Hedberg	Afinogenov	23-21-8	36-202	159-199	1,541	1,736	158	167	12,984
53	1/28	@ PHI	4-3 Win	56	Hedberg	Slater	24-21-8	36-206	162-202	1,569	1,773	162	170	19,611
54	1/30	@ NSH	3-4 Loss	56	Pavelec	Arnott	24-22-8	37-209	165-205	1,595	1,804	165	174	16,646
55	2/2	vs. TB	1-2 Loss	56	Pavelec	St. Louis	24-23-8	37-212	168-208	1,622	1,828	166	176	11,390
56	2/5	@ WSH	2-5 Loss	56	Pavelec	Semin	24-24-8	37-215	172-213	1,667	1,860	168	181	18,277
57	2/6	vs. FLA	4-2 Win	58	Hedberg	Bergfors	25-24-8	38-219	179-220	1,701	1,888	172	183	16,743
58	2/10	@ COL	3-4 OTL	59	Hedberg	Cumiskey	25-24-9	39-223	183-224	1,737	1,923	175	187	11,644
59	2/12	@ MIN	3-2 Win	61	Hedberg	Bergfors	26-24-9	39-230	186-228	1,761	1,961	178	189	18,257
60	2/13	@ CHI	4-5 SOL	62	Pavelec	—	26-24-10	40-235	191-234	1,788	2,001	182	194	22,275
61	3/2	vs. FLA	4-2 Win	64	Pavelec	White	27-24-10	41-240	198-242	1,827	2,037	186	196	13,818
62	3/4	vs. NYI	6-3 Win	66	Hedberg	Afinogenov	28-24-10	42-243	201-247	1,849	2,074	192	199	14,776
63	3/6	@ TB	2-6 Loss	66	Hedberg	Szczeczhura	28-25-10	42-248	204-251	1,879	2,105	194	205	19,926
64	3/7	vs. CAR	0-4 Loss	66	Pavelec	Sutter	28-26-10	42-251	209-258	1,906	2,136	194	209	15,306
65	3/9	vs. NSH	1-2 Loss	66	Hedberg	Wilson	28-27-10	42-253	210-260	1,938	2,168	195	211	11,106
66	3/11	@ CBJ	1-2 Loss	66	Hedberg	Huselius	28-28-10	42-255	213-264	1,967	2,189	196	213	13,459
67	3/12	vs. NYR	2-5 Loss	66	Hedberg	Prospal	28-29-10	43-259	217-270	1,998	2,224	198	218	15,571
68	3/14	vs. PHX	2-3 SOL	67	Pavelec	—	28-29-11	45-267	220-274	2,039	2,259	200	221	15,914
69	3/16	vs. BUF	4-3 Win	69	Hedberg	Slater	29-29-11	45-272	223-278	2,065	2,291	204	224	12,540
70	3/18	vs. OTT	6-3 Win	71	Hedberg	Antropov	30-29-11	47-278	227-282	2,092	2,330	210	227	12,718
71	3/20	vs. PHI	5-2 Win	73	Hedberg	Antropov	31-29-11	47-281	230-285	2,120	2,357	215	229	17,024
72	3/21	@ PHI	3-1 Win	75	Pavelec	White	32-29-11	47-284	233-288	2,151	2,402	218	230	19,575
73	3/23	vs. BOS	0-4 Loss	75	Hedberg	Krejci	32-30-11	47-286	235-290	2,178	2,435	218	234	14,042
74	3/25	vs. TOR	1-2 OTL	76	Pavelec	Grabovski	32-30-12	48-288	237-292	2,198	2,465	219	236	14,148
75	3/27	@ CAR	4-0 Win	78	Hedberg	Peverley	33-30-12	49-291	241-296	2,241	2,499	223	236	16,108
76	3/29	vs. CAR	1-4 Loss	78	Hedberg	Jokinen	33-31-12	50-297	245-300	2,268	2,521	224	240	13,440
77	3/30	@ TOR	3-2 Win	80	Pavelec	Antropov	34-31-12	50-299	247-302	2,293	2,550	227	242	19,079
78	4/1	@ WSH	1-2 Loss	80	Pavelec	Bradley	34-32-12	50-302	248-303	2,313	2,574	228	244	18,277
79	4/3	@ PIT	3-4 OTL	81	Hedberg	Leopold	34-32-13	51-305	251-308	2,337	2,609	231	248	17,047
80	4/6	vs. NJ	0-3 Loss	81	Hedberg	McAmmond	34-33-13	51-307	253-310	2,356	2,636	231	251	12,038
81	4/9	@ WSH	2-5 Loss	81	Pavelec	Ovechkin	34-34-13	51-309	258-315	2,387	2,683	233	256	18,277
82	4/10	vs. PIT	1-0 Win	83	Hedberg	Little	35-34-13	51-316	263-320	2,409	2,716	234	256	18,959

# 2009-10 SEASON-IN-REVIEW

## TEAM HOME & ROAD GAME-BY-GAME RESULTS

### HOME

No	Date	Opponent	Result	PTS	Goalie(s)	GW Goal	Record	PP	PK	SF	SA	GF	GA	Attend.
1	10/3	TB	6-3 Win	2	Pavelec	Peverley	1-0-0	1-3	2-3	28	39	6	3	18,545
2	10/22	WSH	4-5 Loss	2	Pavelec/Hedberg	Clark	1-1-0	3-11	9-10	54	67	10	8	13,192
3	10/24	SJ	3-4 Loss	2	Hedberg/Pavelec	Marleau	1-2-0	4-15	11-14	81	91	13	12	14,945
4	10/29	WSH	3-4 Loss	2	Pavelec	Knuble	1-3-0	5-17	14-19	122	123	16	16	12,983
5	11/5	CBJ	3-4 Loss	2	Pavelec	Torres	1-4-0	7-25	16-21	157	144	19	20	10,878
6	11/8	STL	3-2 SOL	4	Hedberg	--	2-4-0	7-31	19-25	197	176	22	22	10,904
7	11/13	LA	7-0 Win	6	Pavelec	Kane	3-4-0	8-34	24-30	218	214	29	22	15,638
8	11/15	EDM	3-2 Win	8	Hedberg	Kozlov	4-4-0	10-37	29-35	248	250	32	24	11,091
9	11/19	BOS	3-4 SOL	9	Pavelec	--	4-4-1	11-44	30-37	283	292	35	28	12,112
10	11/21	PIT	2-3 Loss	9	Hedberg	Talbot	4-5-1	11-47	32-40	316	326	37	31	17,588
11	11/22	TB	3-4 OTL	10	Pavelec	--	4-5-2	11-50	36-45	347	366	40	35	13,342
12	11/28	PHI	1-0 Win	12	Hedberg	Peverley	5-5-2	12-54	40-49	365	400	41	35	16,018
13	11/30	FLA	4-3 Win	14	Pavelec	Afinogenov	6-5-2	12-55	42-52	400	428	45	38	10,310
14	12/3	NYI	1-4 Loss	14	Pavelec	Moulson	6-6-2	12-57	44-55	427	455	46	42	11,704
15	12/12	MTL	4-3 OTW	16	Hedberg	Kovalchuk	7-6-2	13-64	47-59	461	474	50	45	16,616
16	12/17	DAL	6-5 OTW	18	Pavelec	Peverley	8-6-2	16-68	49-63	486	521	56	50	11,957
17	12/19	NJ	4-5 Loss	18	Pavelec	McAmmond	8-7-2	17-70	50-65	512	563	60	55	14,616
18	12/21	MTL	3-4 OTL	19	Hedberg	Bergeron	8-7-3	18-76	51-68	562	586	63	59	15,075
19	1/7	NYR	2-1 SOW	21	Hedberg	--	9-7-3	18-78	54-71	594	616	65	60	9,179
20	1/9	WSH	1-8 Loss	21	Hedberg/Pavelec	Semin	9-8-3	18-81	55-74	633	653	66	68	16,767
21	1/12	OTT	6-1 Win	23	Pavelec	Kubina	10-8-3	19-86	57-76	661	684	72	69	10,017
22	1/14	BUF	1-2 OTL	24	Pavelec	Roy	10-8-4	20-93	63-83	694	716	73	71	11,213
23	1/19	TOR	4-3 Win	26	Pavelec	Kovalchuk	11-8-4	21-100	68-88	726	756	77	74	10,308
24	1/21	CAR	2-5 Loss	26	Pavelec	Jokinen	11-9-4	21-106	69-92	760	778	79	79	10,472
25	1/26	ANA	2-1 Win	28	Hedberg	Afinogenov	12-9-4	22-110	73-96	794	813	81	80	12,984
26	2/2	TB	1-2 Loss	28	Pavelec	St. Louis	12-10-4	22-113	76-99	821	837	82	82	11,390
27	2/6	FLA	4-2 Win	30	Hedberg	Bergfors	13-10-4	23-117	83-106	855	865	86	84	16,743
28	3/2	FLA	4-2 Win	32	Hedberg	White	14-10-4	24-122	90-114	894	901	90	86	13,818
29	3/4	NYI	6-3 Win	34	Hedberg	Afinogenov	15-10-4	25-125	93-119	916	938	96	89	14,776
30	3/7	CAR	0-4 Loss	34	Pavelec	Sutter	15-11-4	25-128	98-126	943	971	96	93	15,306
31	3/9	NSH	1-2 Loss	34	Hedberg	Wilson	15-12-4	25-130	99-128	974	1,003	97	95	11,106
32	3/12	NYR	2-5 Loss	34	Hedberg	Prospal	15-13-4	26-134	103-134	1,005	1,038	99	100	15,571
33	3/14	PHX	2-3 SOL	35	Pavelec	--	15-13-5	28-142	106-138	1,046	1,072	101	103	15,914
34	3/16	BUF	4-3 Win	37	Hedberg	Slater	16-13-5	28-147	109-142	1,072	1,104	105	106	12,540
35	3/18	OTT	6-3 Win	39	Hedberg	Antropov	17-13-5	30-153	113-146	1,099	1,143	111	109	12,718
36	3/20	PHI	5-2 Win	41	Hedberg	Antropov	18-13-5	30-156	116-149	1,127	1,170	116	111	17,024
37	3/23	BOS	0-4 Loss	41	Hedberg	Krejci	18-14-5	30-158	118-151	1,154	1,203	116	115	14,042
38	3/25	TOR	1-2 OTL	42	Pavelec	Grabovski	18-14-6	31-160	120-153	1,174	1,233	117	117	14,148
39	3/29	CAR	1-4 Loss	42	Hedberg	Jokinen	18-15-6	32-166	124-157	1,201	1,255	118	121	13,440
40	4/6	NJ	0-3 Loss	42	Hedberg	McAmmond	18-16-6	32-168	126-159	1,220	1,282	118	124	12,038
41	4/10	PIT	1-0 Win	44	Hedberg	Little	19-16-6	32-175	131-164	1,242	1,315	119	124	18,959

### ROAD

No	Date	Opponent	Result	PTS	Goalie(s)	GW Goal	Record	PP	PK	SF	SA	GF	GA	Attend.
1	10/8	@ STL	4-2 Win	2	Pavelec	Kane	1-0-0	1-2	3-3	22	31	4	2	19,150
2	10/10	@ OTT	2-4 Loss	2	Pavelec	Fisher	1-1-0	1-5	5-6	65	65	6	6	19,360
3	10/16	@ NJ	4-2 Win	4	Pavelec	Peverley	2-1-0	3-8	11-12	69	95	10	8	14,187
4	10/17	@ BUF	4-2 Win	6	Hedberg	White	3-1-0	5-13	15-17	96	137	14	10	18,690
5	10/20	@ MTL	1-2 SOL	7	Pavelec	--	3-1-1	5-17	20-22	119	172	15	12	21,273
6	10/31	@ OTT	3-1 Win	9	Pavelec	Peverley	4-1-1	5-19	23-26	140	223	18	13	17,297
7	11/3	@ MTL	5-4 Win	11	Pavelec	Armstrong	5-1-1	6-23	26-29	170	261	23	17	21,273
8	11/7	@ NYI	3-6 Loss	11	Pavelec/Hedberg	Comeau	5-2-1	6-26	28-32	204	306	26	23	14,119
9	11/12	@ NYR	5-3 Win	13	Hedberg	Kane	6-2-1	8-31	31-36	231	342	31	26	18,200
10	11/25	@ DET	2-0 Win	15	Pavelec	Antropov	7-2-1	9-35	34-39	256	382	33	26	19,751
11	11/27	@ CAR	6-4 Win	17	Pavelec	Peverley	8-2-1	9-37	39-44	290	418	39	30	14,463
12	12/5	@ FLA	2-1 SOW	19	Hedberg	--	9-2-1	9-41	42-48	327	449	41	31	13,291
13	12/7	@ TOR	2-5 Loss	19	Pavelec/Hedberg	Grabovski	9-3-1	10-43	46-52	351	477	43	36	19,050
14	12/9	@ CGY	1-3 Loss	19	Hedberg	Jokinen	9-4-1	10-46	50-56	376	509	44	39	19,289
15	12/10	@ VAN	2-4 Loss	19	Pavelec	D. Sedin	9-5-1	11-50	52-58	400	547	46	43	18,810
16	12/14	@ NYR	3-2 SOW	21	Hedberg	--	10-5-1	12-53	55-63	427	595	49	45	18,200
17	12/16	@ FLA	3-4 Loss	21	Hedberg	Frolik	10-6-1	12-55	59-67	450	624	52	49	11,672
18	12/23	@ BOS	4-6 Loss	21	Pavelec/Hedberg	Ryder	10-7-1	12-59	61-72	479	655	56	55	17,565
19	12/26	@ TB	3-4 Loss	21	Pavelec	Malone	10-8-1	12-62	62-73	506	689	59	59	15,437
20	12/28	@ NJ	2-3 Loss	21	Hedberg	Parise	10-9-1	12-63	63-75	532	715	61	62	17,024
21	12/30	@ BOS	0-4 Loss	21	Pavelec/Hedberg	Bitz	10-10-1	12-67	67-80	550	745	61	66	17,565
22	1/1	@ BUF	3-4 OTL	22	Hedberg	Roy	10-10-2	13-73	70-83	585	768	64	70	18,690
23	1/2	@ NYI	5-6 SOL	23	Hedberg	--	10-10-3	14-78	74-87	612	804	69	76	12,824
24	1/5	@ PIT	2-5 Loss	23	Pavelec	Fedotenko	10-11-3	14-80	77-91	645	841	71	81	17,489
25	1/16	@ CAR	5-3 Win	25	Pavelec	Kovalchuk	11-11-3	14-83	79-95	682	873	76	84	14,812
26	1/18	@ FLA	0-1 Loss	25	Hedberg	Campbell	11-12-3	14-86	83-99	709	897	76	85	11,818
27	1/23	@ TB	1-2 SOL	26	Hedberg	--	11-12-4	14-92	86-103	747	923	77	87	16,212
28	1/28	@ PHI	4-3 Win	28	Hedberg	Slater	12-12-4	14-96	89-106	775	960	81	90	19,611
29	1/30	@ NSH	3-4 Loss	28	Hedberg	Arnott	12-13-4	15-99	92-109	801	991	84	94	16,646
30	2/5	@ WSH	2-5 Loss	28	Pavelec	Semin	12-14-4	15-102	96-114	846	1,023	86	99	18,277
31	2/10	@ COL	3-4 OTL	29	Hedberg	Cumiskey	12-14-5	15-106	100-118	882	1,058	89	103	11,644
32	2/12	@ MIN	3-2 Win	31	Hedberg	Bergfors	13-14-5	16-113	103-122	906	1,096	92	105	18,257
33	2/13	@ CHI	4-5 SOL	32	Pavelec	--	13-14-6	17-118	108-128	933	1,136	96	110	22,257
34	3/6	@ TB	2-6 Loss	32	Hedberg	Szczechura	13-15-6	17-123	111-132	964	1,166	98	116	19,926
35	3/11	@ CBJ	1-2 Loss	32	Hedberg	Huselius	13-16-6	17-125	114-136	993	1,187	99	118	13,459
36	3/21	@ PHI	3-1 Win	34	Pavelec	White	14-16-6	17-128	117-139	1,024	1,232	102	119	19,575
37	3/27	@ CAR	4-0 Win	36	Hedberg	Peverley	15-16-6	18-131	121-143	1,067	1,266	106	119	16,108
38	3/30	@ TOR	3-2 Win	38	Pavelec	Antropov	16-16-6	18-133	123-145	1,092	1,295	109	121	19,079
39	4/1	@ WSH	1-2 Loss	38	Pavelec	Bradley	16-17-6	18-136	124-146	1,122	1,319	110	123	18,277
40	4/3	@ PIT	3-4 OTL	39	Hedberg	Leopold	16-17-7	19-139	127-151	1,136	1,354	113	127	17,074
41	4/9	@ WSH	2-5 Loss	39	Pavelec	Ovechkin	16-18-7	19-141	132-156	1,167	1,401	115	132	18,277

# 2009-10 SEASON-IN-REVIEW

## HOME & ROAD STATISTICS

### HOME & ROAD SCORING

PLAYER	OVERALL			HOME			ROAD		
	G	A	PTS	G	A	PTS	G	A	PTS
Nik Antropov	24	43	67	14	20	34	10	23	33
Maxim Afinogenov	24	37	61	14	21	35	10	16	26
Ilya Kovalchuk*	31	27	58	15	12	27	16	15	31
Rich Peverley	22	33	55	11	15	26	11	18	29
Tobias Enstrom	6	44	50	4	26	30	2	18	20
Pavel Kubina	6	32	38	4	15	19	2	17	19
Bryan Little	13	21	34	6	8	14	7	13	20
Colby Armstrong	15	14	29	8	6	14	7	8	15
Evander Kane	14	12	26	6	5	11	8	7	15
Vyacheslav Kozlov	8	18	26	4	11	15	4	7	11
Todd White	7	19	26	6	11	17	1	8	9
Ron Hainsey	5	21	26	4	16	20	1	5	6
Zach Bogosian	10	13	23	7	4	11	3	9	12
Jim Slater	11	7	18	4	5	9	7	1	8
Marty Reasoner	4	13	17	0	5	5	4	8	12
Niclas Bergfors	8	9	17	5	7	12	3	2	5
Chris Thorburn	4	9	13	2	4	6	2	5	7
Clarke MacArthur	3	6	9	2	5	7	1	1	2
Johnny Oduya	1	8	9	0	2	2	1	6	7
Eric Boulton	2	6	8	1	4	5	1	2	3
Evgeny Artyukhin	5	2	7	2	1	3	3	1	4
Christoph Schubert	2	5	7	1	3	4	2	1	3
Anssi Salmela*	1	4	5	1	1	2	0	3	3
Mark Popovic	2	2	4	1	1	2	1	1	2
Tim Stapleton	2	0	2	0	0	0	2	0	0
Boris Valabik	0	2	2	0	1	1	0	1	1
Arturs Kulda	0	2	2	0	0	0	0	2	2
Johan Hedberg	0	1	1	0	0	0	0	1	1
Ondrej Pavelec	0	1	1	0	1	1	0	0	0
Chris Chelios	0	0	0	0	0	0	0	0	0

### HOME & ROAD GOALTENDING

GOALTENDER	GP	W	L	OT	HOME				SO	SH	SV	Sv%
					GA	EN	MINS	AVG				
Johan Hedberg	24	14	8	1	58	2	1343	2.59	2	685	646	.943
Ondrej Pavelec	19	4	8	5	54	3	1062	3.05	1	578	524	.907

GOALTENDER	GP	W	L	OT	ROAD				SO	SH	SV	Sv%
					GA	EN	MINS	AVG				
Johan Hedberg	23	7	8	5	57	2	1287	2.66	1	670	594	.887
Ondrej Pavelec	23	10	10	2	73	1	1255	3.49	1	775	702	.906

\* - Traded/Waived Player

### EVEN-STRENGTH SCORING

PLAYER	OVERALL			HOME			ROAD		
	G	A	PTS	G	A	PTS	G	A	PTS
Nik Antropov	16	30	46	8	12	20	8	18	26
Maxim Afinogenov	18	25	43	8	10	18	10	15	25
Ilya Kovalchuk*	21	18	39	9	8	17	12	10	22
Rich Peverley	13	21	34	6	8	14	7	13	20
Tobias Enstrom	4	26	30	3	17	20	1	9	10
Bryan Little	10	18	28	6	6	12	4	12	16
Pavel Kubina	4	23	27	3	10	13	1	13	14
Evander Kane	13	12	25	5	5	10	8	7	15
Colby Armstrong	14	10	24	8	3	11	6	7	13
Zach Bogosian	10	13	23	7	4	11	3	9	12
Ron Hainsey	5	14	19	4	9	13	1	5	6
Jim Slater	10	7	17	4	4	8	6	3	9
Todd White	5	11	16	4	7	11	1	4	5
Niclas Bergfors	7	8	15	4	6	10	3	2	5
Marty Reasoner	4	11	15	0	5	5	4	6	10
Vyacheslav Kozlov	5	9	14	3	4	7	2	5	7
Chris Thorburn	1	9	10	1	4	5	0	5	5
Johnny Oduya	1	7	8	0	2	2	1	5	6
Evgeny Artyukhin	5	2	7	2	1	3	3	1	4
Christoph Schubert	2	5	7	1	3	4	2	1	3
Clarke MacArthur	1	6	7	1	5	6	0	1	1
Eric Boulton	1	6	7	0	4	4	1	2	3
Anssi Salmela*	1	4	5	1	1	2	0	3	3
Mark Popovic	2	2	4	1	1	2	1	1	2
Boris Valabik	0	2	2	0	1	1	0	1	1
Arturs Kulda	0	2	2	0	0	0	0	2	2
Tim Stapleton	1	0	1	0	0	0	1	0	1
Johan Hedberg	0	1	1	0	0	0	0	1	1
Ondrej Pavelec	0	1	1	0	1	1	0	0	0
Chris Chelios	0	0	0	0	0	0	0	0	0

### POWER PLAY SCORING

PLAYER	OVERALL			HOME			ROAD		
	G	A	PTS	G	A	PTS	G	A	PTS
Nik Antropov	8	13	21	6	8	14	2	5	7
Ilya Kovalchuk*	10	9	19	6	4	10	4	5	9
Tobias Enstrom	2	17	19	1	9	10	1	8	9
Maxim Afinogenov	6	12	18	6	11	17	0	1	1
Rich Peverley	7	9	16	4	6	10	3	3	6
Vyacheslav Kozlov	3	9	12	1	7	8	2	2	4
Todd White	2	8	10	1	4	5	1	4	5
Pavel Kubina	2	8	10	1	4	5	1	4	5
Bryan Little	3	3	6	0	2	2	3	1	4
Zach Bogosian	3	3	6	3	1	4	0	2	2
Ron Hainsey	0	5	5	0	4	4	0	1	1
Niclas Bergfors	1	1	2	1	1	2	0	0	0
Colby Armstrong	0	2	2	0	1	1	0	1	1
Eric Boulton	1	0	1	1	0	1	0	0	0
Clarke MacArthur	1	0	1	1	0	1	0	0	0
Johnny Oduya	0	1	1	0	0	0	0	1	1
Jim Slater	1	0	1	0	0	0	1	0	1
Tim Stapleton	1	0	1	0	0	0	1	0	1

### SHORTHANDED SCORING

PLAYER	OVERALL			HOME			ROAD		
	G	A	PTS	G	A	PTS	G	A	PTS
Rich Peverley	2	3	5	1	1	2	1	2	3
Chris Thorburn	3	0	3	1	0	1	2	0	2
Colby Armstrong	1	2	3	0	2	2	1	0	1
Zach Bogosian	1	1	2	1	1	2	0	0	0
Ron Hainsey	0	2	2	0	1	1	0	1	1
Marty Reasoner	0	2	2	0	0	0	0	2	2
Evander Kane	1	0	1	1	0	1	0	0	0
Clarke MacArthur	1	0	1	0	0	0	1	0	1
Pavel Kubina	0	1	1	0	1	1	0	0	0
Tobias Enstrom	0	1	1	0	0	0	0	1	1

# 2009-10 SEASON-IN-REVIEW

## STATISTICS VS. DIVISION

### SCORING VS. EASTERN CONFERENCE TEAMS

PLAYER	ATLANTIC			NORTHEAST			SOUTHEAST			CONFERENCE		
	G	A	PTS	G	A	PTS	G	A	PTS	G	A	PTS
Maxim Afinogenov	5	8	13	7	10	17	5	11	16	17	29	46
Nik Antropov	4	10	14	8	12	20	5	13	18	17	35	52
Colby Armstrong	4	1	5	5	4	9	3	4	7	12	9	21
Evgeny Artyukhin	1	1	2	2	0	2	2	1	3	5	2	7
Niclas Bergfors	3	1	4	0	5	5	3	1	4	6	7	13
Zach Bogosian	1	3	4	2	3	5	5	5	10	8	11	19
Eric Boulton	0	1	1	1	1	2	0	4	4	1	6	7
Chris Chelios	0	0	0	0	0	0	0	0	0	0	0	0
Tobias Enstrom	0	11	11	1	12	13	2	15	17	3	38	41
Ron Hainsey	3	6	9	1	6	7	0	3	3	4	15	19
Johan Hedberg	0	0	0	0	1	1	0	0	0	0	1	1
Evander Kane	2	3	5	3	4	7	3	2	5	8	9	17
Ilya Kovalchuk*	4	7	11	12	8	20	10	5	15	26	20	46
Vyacheslav Kozlov	3	2	5	0	7	7	3	5	8	6	14	20
Pavel Kubina	2	10	12	2	6	8	1	9	10	5	25	30
Arturs Kulda	0	0	0	0	0	0	0	1	1	0	1	1
Bryan Little	2	3	5	6	4	10	1	10	11	9	17	26
Clarke MacArthur	2	4	6	0	2	2	1	0	1	3	6	9
Johnny Oduya	0	0	0	0	2	2	0	2	2	0	4	4
Ondrej Pavelec	0	0	0	0	1	1	0	0	0	0	1	1
Rich Peeverley	7	8	15	4	9	13	8	7	5	19	24	43
Mark Popovic	0	1	1	1	0	1	1	1	2	2	2	4
Marty Reasoner	1	2	3	1	3	4	2	1	3	4	6	10
Anssi Salmela*	0	0	0	0	1	1	1	2	3	1	3	4
Christoph Schubert	1	2	3	1	2	3	0	0	0	2	4	6
Jim Slater	5	1	6	2	3	5	2	3	5	9	7	16
Tim Stapleton	0	0	0	1	0	1	1	0	1	2	0	2
Chris Thorburn	2	2	4	0	4	4	1	2	3	3	8	11
Boris Valabik	0	1	1	0	0	0	0	0	0	0	1	1
Todd White	1	4	5	2	6	8	3	4	7	6	14	20

### GOALTENDING VS. EASTERN CONFERENCE TEAMS

GOALTENDER	GP	W	L	OT	ATLANTIC		MINS	AVG	SO	SH	SV	SV%
					GA	EN						
Johan Hedberg	15	8	4	2	37	1	871	2.55	2	483	446	.923
Ondrej Pavelec	6	2	4	0	21	1	336	3.75	0	216	195	.903
GOALTENDER	GP	W	L	OT	NORTHEAST		MINS	AVG	SO	SH	SV	SV%
					GA	EN						
Johan Hedberg	10	4	2	2	26	1	538	2.90	0	259	233	.900
Ondrej Pavelec	13	5	3	4	34	0	678	3.01	0	402	368	.915
GOALTENDER	GP	W	L	OT	SOUTHEAST		MINS	AVG	SO	SH	SV	SV%
					GA	EN						
Johan Hedberg	12	5	5	1	27	1	654	2.48	1	310	283	.913
Ondrej Pavelec	14	3	9	1	51	3	784	3.90	0	434	383	.882
GOALTENDER	GP	W	L	OT	CONFERENCE		MINS	AVG	SO	SH	SV	SV%
					GA	EN						
Johan Hedberg	37	17	11	5	90	3	2063	2.62	2	538	491	.913
Ondrej Pavelec	33	10	16	5	106	4	1798	3.54	0	1052	946	.899



### SCORING VS. WESTERN CONFERENCE TEAMS

PLAYER	CENTRAL			NORTHWEST			PACIFIC			CONFERENCE		
	G	A	PTS	G	A	PTS	G	A	PTS	G	A	PTS
Maxim Afinogenov	1	2	3	1	0	1	5	6	11	7	8	15
Nik Antropov	2	4	6	3	1	4	2	3	5	7	8	15
Colby Armstrong	0	3	3	2	1	3	1	1	2	3	5	8
Evgeny Artyukhin	0	0	0	0	0	0	0	0	0	0	0	0
Niclas Bergfors	0	1	1	2	1	3	0	0	0	2	2	4
Zach Bogosian	0	1	1	1	1	2	1	0	1	2	2	4
Eric Boulton	1	0	1	0	0	0	0	0	0	1	0	1
Chris Chelios	0	0	0	0	0	0	0	0	0	0	0	0
Tobias Enstrom	3	2	5	0	0	0	0	4	4	3	6	9
Ron Hainsey	1	1	2	0	1	1	0	4	4	1	6	7
Johan Hedberg	0	0	0	0	0	0	0	0	0	0	0	0
Evander Kane	2	1	3	1	0	1	3	2	5	6	3	9
Ilya Kovalchuk*	2	2	4	0	2	2	3	3	6	5	7	12
Vyacheslav Kozlov	1	3	4	1	1	2	0	0	0	2	4	6
Pavel Kubina	1	3	4	0	2	2	0	2	2	1	7	8
Arturs Kulda	0	1	1	0	0	0	0	0	0	0	1	1
Bryan Little	3	1	4	1	2	3	0	1	1	4	4	8
Clarke MacArthur	0	0	0	0	0	0	0	0	0	0	0	0
Johnny Oduya	1	2	3	0	2	2	0	0	0	1	4	5
Ondrej Pavelec	0	0	0	0	0	0	0	0	0	0	0	0
Rich Peeverley	0	1	1	0	5	5	3	3	6	3	9	12
Mark Popovic	0	0	0	0	0	0	0	0	0	0	0	0
Marty Reasoner	0	4	4	0	1	1	0	2	2	0	7	7
Anssi Salmela*	0	1	1	0	0	0	0	0	0	0	1	1
Christoph Schubert	0	0	0	0	0	0	0	1	1	0	1	1
Jim Slater	1	0	1	0	0	0	1	0	1	2	0	2
Tim Stapleton	0	0	0	0	0	0	0	0	0	0	0	0
Chris Thorburn	1	1	2	0	0	0	0	0	0	1	1	2
Boris Valabik	0	0	0	0	1	1	0	0	0	0	1	1
Todd White	0	3	3	0	1	1	1	1	2	1	5	6

### GOALTENDING VS. WESTERN CONFERENCE TEAMS

GOALTENDER	GP	W	L	OT	CENTRAL		MINS	AVG	SO	SH	SV	SV%
					GA	EN						
Johan Hedberg	4	1	3	0	10	0	239	2.51	0	116	106	.914
Ondrej Pavelec	4	2	1	1	10	0	244	2.46	1	132	122	.924
GOALTENDER	GP	W	L	OT	NORTHWEST		MINS	AVG	SO	SH	SV	SV%
					GA	EN						
Johan Hedberg	4	2	1	1	10	1	239	2.51	0	140	130	.929
Ondrej Pavelec	1	0	1	0	4	0	59	4.07	0	38	34	.895
GOALTENDER	GP	W	L	OT	PACIFIC		MINS	AVG	SO	SH	SV	SV%
					GA	EN						
Johan Hedberg	2	1	1	0	5	0	89	3.37	0	47	42	.894
Ondrej Pavelec	4	2	0	1	7	0	216	1.94	1	131	124	.947
GOALTENDER	GP	W	L	OT	CONFERENCE		MINS	AVG	SO	SH	SV	SV%
					GA	EN						
Johan Hedberg	10	4	5	1	25	1	567	2.65	0	303	278	.917
Ondrej Pavelec	9	4	2	2	21	0	519	2.43	2	301	280	.930

# 2009-10 SEASON-IN-REVIEW

## RESULTS BY OPPONENT

### THRASHERS VS. EASTERN CONFERENCE

#### ATLANTIC DIVISION

NEW JERSEY			NY ISLANDERS			NY RANGERS			PHILADELPHIA			PITTSBURGH		
W	L	OT	W	L	OT	W	L	OT	W	L	OT	W	L	OT
1	3	0	1	2	1	3	1	0	4	0	0	1	2	1
10/16	A	(4-2)	11/7	A	(3-6)	11/12	A	(5-3)	11/28	H	(1-0)	11/21	H	(2-3)
12/19	H	(4-5)	12/3	H	(1-4)	12/14	A	(3-2)**	1/28	A	(4-3)	1/5	A	(2-5)
12/28	A	(2-3)	1/2	A	(5-6)**	1/7	H	(2-1)**	3/20	H	(5-2)	4/3	A	(3-4)*
4/6	H	(0-3)	3/4	H	(6-3)	3/12	H	(2-5)	3/21	A	(3-1)	4/10	H	(1-0)

#### NORTHEAST DIVISION

BOSTON			BUFFALO			MONTREAL			OTTAWA			TORONTO		
W	L	OT	W	L	OT	W	L	OT	W	L	OT	W	L	OT
0	3	1	2	0	2	2	0	2	3	1	0	2	1	1
11/19	H	(3-4)**	10/17	A	(4-2)	10/20	A	(1-2)**	10/10	A	(2-4)	12/7	A	(2-5)
12/23	A	(4-6)	1/1	A	(3-4)*	11/3	A	(5-4)	10/31	A	(3-1)	1/19	H	(4-3)
12/30	A	(0-4)	1/14	H	(1-2)*	12/12	H	(4-3)*	1/12	H	(6-1)	3/25	H	(1-2)*
3/23	H	(0-4)	3/16	H	(4-3)	12/21	H	(3-4)*	3/18	H	(6-3)	3/30	A	(3-2)

#### SOUTHEAST DIVISION

CAROLINA			FLORIDA			TAMPA BAY			WASHINGTON		
W	L	OT	W	L	OT	W	L	OT	W	L	OT
3	3	0	4	2	0	1	3	2	0	6	0
11/27	A	(6-4)	11/30	H	(4-3)	10/3	H	(6-3)	10/22	H	(4-5)
1/16	A	(5-3)	12/5	A	(2-1)**	11/22	H	(3-4)*	10/29	A	(3-4)
1/21	H	(2-5)	12/16	A	(3-4)	12/26	A	(3-4)	1/9	A	(1-8)
3/7	H	(0-4)	1/18	A	(0-1)	1/23	A	(1-2)**	2/5	H	(2-5)
3/27	A	(4-0)	2/6	H	(4-2)	2/2	H	(1-2)	4/1	A	(1-2)
3/29	H	(1-4)	3/2	H	(4-2)	3/6	A	(2-6)	4/9	H	(2-5)

### THRASHERS VS. WESTERN CONFERENCE

#### CENTRAL DIVISION

CHICAGO			COLUMBUS			DETROIT			NASHVILLE			ST. LOUIS		
W	L	OT	W	L	OT	W	L	OT	W	L	OT	W	L	OT
0	0	1	0	2	0	1	0	0	0	2	0	2	0	0
2/13	A	(4-5)**	11/5	H	(3-4)	11/25	A	(2-0)	1/30	A	(3-4)	10/8	A	(4-2)
			3/11	A	(1-2)				3/9	H	(1-2)	11/8	H	(3-2)**

#### NORTHWEST DIVISION

CALGARY			COLORADO			EDMONTON			MINNESOTA			VANCOUVER		
W	L	OT	W	L	OT	W	L	OT	W	L	OT	W	L	OT
0	1	0	0	0	1	1	0	0	1	0	0	0	1	0
12/9	A	(1-3)	2/10	A	(3-4)*	11/15	H	(3-2)	2/12	A	(3-2)	12/10	A	(2-4)

#### PACIFIC DIVISION

ANAHEIM			DALLAS			LOS ANGELES			PHOENIX			SAN JOSE		
W	L	OT	W	L	OT	W	L	OT	W	L	OT	W	L	OT
1	0	0	1	0	0	1	0	0	0	0	1	0	1	0
1/26	H	(2-1)	12/17	H	(6-5)*	11/13	H	(7-0)	3/14	H	(2-3)**	10/24	H	(3-4)

\*Overtime Game, \*\* Shootout

### MISCELLANEOUS STATISTICS

#### TEAM RECORDS

Overall record	35-34-13
Home record	19-16-6
Road record	16-18-7

1-goal games	17-28
2-goal games	11-4
3-goal games	7-15

Scoring first	25-7-7
Opponent scoring first	10-27-6

Leading after 1 period	15-3-2
Trailing after 1 period	5-23-4
Tied after 1 period	15-8-7
Leading after 2 periods	19-0-4
Trailing after 2 periods	4-30-6
Tied after 2 periods	12-4-3

Overtime Record - This Season	6-13
Overtime Record - Franchise	74-66-45

Outshooting opponent	10-11-6
Outshot by opponent	25-21-7
Even shots	0-2-0

vs. Northeast	9-5-6
vs. Atlantic	10-8-2
vs. Southeast	8-14-2
vs. EASTERN CONFERENCE	27-27-10

vs. Central	3-4-1
vs. Pacific	3-1-1
vs. Northwest	2-2-0
vs. WESTERN CONFERENCE	8-7-2

#### MONTH BY MONTH RECORD

	W-L-OT	Points
October	5-4-1	11
November	9-3-2	20
December	4-10-1	9
January	6-5-4	16
February	2-2-2	6
March	8-7-2	18
April	1-3-1	3
Totals	35-34-13	83

#### GOALS BY PERIOD

	1	2	3	OT	T	Avg
Thrashers	61	82	85	2	230	2.8
Opponents	85	90	68	7	250	3.0

#### SHOTS BY PERIOD

	1	2	3	OT	T	Avg
Thrashers	754	866	756	33	2409	29.3
Opponents	895	872	898	51	2716	33.1

#### POWER PLAY

	G	Att	Pct (Rank)
Overall	51	316	16.1 (25th NHL)
Home	32	175	18.3 (19th NHL)
Road	19	141	13.5 (26th NHL)

4 SHORTHANDED GOALS ALLOWED (T-3rd NHL)

#### PENALTY KILLING

	G	Att	Pct (Rank)
Overall	57	320	82.2 (16th NHL)
Home	33	164	79.9 (24th NHL)
Road	24	156	84.6 (5th NHL)

9 SHORTHANDED GOALS SCORED (T-2nd NHL)

#### PENALTIES

GP	Minutes	Avg. (Rank)
82	1053	12.8 (17th NHL)

#### SITUATIONAL GOALS

	For	Against
5 on 5	164	169
5 on 4	48	4
5 on 3	0	0
4 on 4	1	11
4 on 3	3	0
3 on 3	0	0
3 on 4	0	3
3 on 5	0	4
4 on 5	9	50
Empty Net	5	8
Penalty Shot	0	1
Totals	230	250

# 2009-10 SEASON-IN-REVIEW

## TEAM LEADERS/HAT TRICKS & PENALTY SHOTS

### TEAM LEADERS

#### SKATERS

Games:	Afinogenov, Peverley, Enstrom, 82
Goals:	Afinogenov, Antropov, 24
Assists:	Enstrom, 44
Points:	Antropov, 67
Even-strength goals:	Afinogenov, 18
Even-strength assists:	Antropov, 30
Even-strength points:	Antropov, 46
Power play goals:	Antropov, 8
Power play assists:	Enstrom, 17
Power play points:	Antropov, 21
Shorthanded goals:	Thorburn, 3
Shorthanded assists:	Peverley, 3
Shorthanded points:	Peverley, 5
Game-winning goals:	Peverley, 7
Penalty minutes:	Boulton, 113
Shots on goal:	Afinogenov, 181
Plus-Minus Rating:	Antropov, plus-13
Average time on ice:	Kubina, 22:37

#### GOALTENDERS

Games played:	Hedberg, 47
Games started:	Hedberg, 42
Wins:	Hedberg, 21
Shutouts:	Hedberg, 3
Minutes played:	Hedberg, 2,632
Goals-against average:	Hedberg, 2.62
Shots faced:	Hedberg, 1,355
Saves:	Hedberg, 1,240
Save percentage:	Hedberg, .915

### HAT TRICKS & PENALTY SHOTS

#### HAT TRICKS

##### HAT TRICKS FOR

Date/Opp.	Player	Goals	Result
None			

##### HAT TRICKS AGAINST

Date/Opp.	Player	Goals	Result
Dec. 3 vs. NYI	Matt Moulson	3	L 1-4
Dec. 10 at VAN	Daniel Sedin	3	L 2-4
Jan. 21 vs. CAR	Eric Staal	3	L 2-5

#### PENALTY SHOTS

##### PENALTY SHOTS FOR

Date/Opp.	Player	Goaltender	Result
Oct. 29 vs. WSH	Jim Slater	Semyon Varlamov	No Goal
Mar. 23 vs. BOS	Colby Armstrong	Tuukka Rask	No Goal

##### PENALTY SHOTS AGAINST

Date/Opp.	Player	Goaltender	Result
Nov. 21 vs. PIT	Maxime Talbot	Johan Hedberg	No Goal
Jan. 16 at CAR	Eric Staal	Ondrej Pavelec	No Goal
Mar. 6 at TB	Teddy Purcell	Johan Hedberg	Goal

# 2009-10 SEASON-IN-REVIEW OVERTIME & SHOOTOUT SUMMARY

## OVERTIME & SHOOTOUT SUMMARY

### TEAM SUMMARY

	GP	W	L	OTW	SOW	OTL	SOL
Overall	19	6	13	2	4	7	6
Home	9	4	5	2	2	4	1
Road	10	2	8	0	2	3	5

GP-Games Played, W-Wins, L-Losses, OTW-Overtime Wins, SOW-Shootout Wins, OTL-Overtime Losses, SOL-Shootout Losses

### OVERTIME SUMMARY

#### TEAM SUMMARY

	GP	W	L	ND
Overall	19	2	7	10
Home	9	2	4	3
Road	10	0	3	7

GP-Games Played, W-Wins, L-Losses, ND-No Decision (Shootout)

#### OVERTIME SCORING SUMMARY

Player	G	A	PTS
Rich Peverley	1	0	1
Ilya Kovalchuk*	1	0	1
Vyacheslav Kozlov	0	1	1
Tobias Enstrom	0	1	1
Maxim Afinogenov	0	1	1
Pavel Kubina	0	1	1

\*-Traded/Waived Player

#### OVERTIME GOALS FOR

Date/Opp.	Goal Scorer	Time	Score
Dec. 12 vs. MTL	Ilya Kovalchuk	1:18	4-3
Dec. 17 vs. DAL	Rich Peverley	1:16	6-5

#### OVERTIME GOALS AGAINST

Date/Opp.	Goal Scorer	Time	Score
Nov. 22 vs. TB	Steven Stamkos	2:56	3-4
Dec. 21 vs. MTL	Marc-Andre Bergeron	2:23	3-4
Jan. 1 at BUF	Derek Roy	4:02	3-4
Jan. 14 vs. BUF	Derek Roy	2:27	1-2
Feb. 10 at COL	Kyle Cuminsky	0:09	3-4
Mar. 25 vs. TOR	Mikhail Grabovski	0:39	1-2
Apr. 3 at PIT	Jordan Leopold	2:50	3-4

### SHOOTOUT SUMMARY

#### TEAM SUMMARY

	GP	W	L	G	S	S%	SA	GA	SV%
Overall	10	4	6	10	33	30.3	32	11	.656
Home	4	2	2	5	14	35.7	13	4	.692
Road	6	2	4	5	19	26.3	19	7	.632

W- Wins, L- Losses, G- Goals, S-Shots, S%- Shooting Percentage, SA- Shots Against, GA- Goals Against, SV%- Save Percentage.

#### SHOOTER SUMMARY

Player	S	G	S%	GDG
Vyacheslav Kozlov	6	4	60.0	0
Rich Peverley	7	3	42.9	2
Ilya Kovalchuk*	6	2	33.3	1
Bryan Little	4	1	25.0	1
Nik Antropov	2	0	0.0	0
Niclas Bergfors	1	0	0.0	0
Maxim Afinogenov	3	0	0.0	0
Clarke MacArthur	1	0	0.0	0
Todd White	1	0	0.0	0

\*-Traded/Waived Player

S-Shots, G-Goals, S%-Shooting Percentage, GDG-Game-Deciding Goals

#### GOALTENDER SUMMARY

Goalie	W	L	SA	GA	SV %
Ondrej Pavelec	0	4	11	6	.454
Johan Hedberg	4	2	21	5	.762

W-Wins, L-Losses, SA-Shots Against, GA-Goals Against, Sv%-Save Percentage

#### SHOOTOUT WINS

Date/Opp.	Deciding Goal	Goaltender	Shootout	Score
11/8 vs. STL	Rich Peverley	Ty Conklin	2-0	3-2
12/5 at FLA	Rich Peverley	Tomas Vokoun	2-1	2-1
12/14 at NYR	Ilya Kovalchuk	Henrik Lundqvist	2-0	3-2
1/7 vs. NYR	Bryan Little	Chad Johnson	2-1	2-1

# 2009-10 SEASON-IN-REVIEW

## MULTIPLE POINT, GOAL AND ASSIST GAMES

### MULTIPLE-POINT GAMES

Player	Total	4-Point	3-Point	2-Point	Last Multiple-Point Game
Nik Antropov	21	-	2	19	1-1-2 at TOR on 3/30/10
Ilya Kovalchuk*	17	2	5	10	1-2-3 vs. TOR on 1/19/10
Maxim Afinogenov	14	2	2	10	1-1-2 at TOR on 3/30/10
Rich Peeverley	12	-	4	8	1-1-2 vs. PHI on 3/20/10
Tobias Enstrom	10	-	2	8	0-2-2 vs. PHI on 3/20/10
Bryan Little	7	-	-	7	0-2-2 vs. NYI on 3/4/10
Vyacheslav Kozlov	5	-	-	5	0-2-2 vs. OTT on 1/12/10
Evander Kane	4	-	1	3	1-1-2 at CHI on 2/13/10
Niclas Bergfors	4	-	1	3	1-1-2 vs. PHI on 3/20/10
Pavel Kubina	4	-	-	4	0-2-2 at CHI on 2/13/10
Todd White	4	-	-	4	0-2-2 vs. OTT on 3/18/10
Jim Slater	4	-	-	4	1-1-2 vs. OTT on 3/18/10
Colby Armstrong	3	-	1	2	2-0-2 vs. PHI on 3/20/10
Marty Reasoner	3	-	-	3	1-1-2 at NJ on 12/28/09
Zach Bogosian	3	-	-	3	1-1-2 at CAR on 1/16/10
Clarke MacArthur	2	-	-	2	0-2-2 vs. PHI on 3/20/10
Ron Hainsey	1	-	1	-	1-2-3 vs. PHI on 3/21/10
Eric Boulton	1	-	-	1	0-2-2 vs. FLA on 11/30/09
Christoph Schubert	1	-	-	1	1-1-2 vs. MTL on 12/12/09

### MULTIPLE-GOAL GAMES

Player	Total	4-Goal	3-Goal	2-Goal	Last Multiple-Goal Game
Ilya Kovalchuk*	6	-	-	6	2-1-3 vs. TOR on 1/19/10
Rich Peeverley	3	-	-	3	2-1-3 vs. DAL on 12/17/09
Nik Antropov	3	-	-	3	2-0-2 vs. OTT on 3/18/10
Maxim Afinogenov	2	-	-	2	2-2-4 at NYI on 1/2/10
Jim Slater	2	-	-	2	2-0-2 at PHI on 1/28/10
Colby Armstrong	2	-	-	2	2-0-2 vs. PHI on 3/20/10
Zach Bogosian	1	-	-	1	2-0-2 vs. WSH on 10/29/09
Evander Kane	1	-	-	1	2-1-3 vs. LA on 11/13/09
Bryan Little	1	-	-	1	2-0-2 at NSH on 1/30/10

### MULTIPLE-ASSIST GAMES

Player	Total	4-Assist	3-Assist	2-Assist	Last Multiple-Assist Game
Nik Antropov	10	-	1	9	0-2-2 at CHI on 2/13/10
Tobias Enstrom	8	-	2	6	0-2-2 vs. PHI on 3/20/10
Maxim Afinogenov	7	-	-	7	0-2-2 vs. OTT on 3/18/10
Ilya Kovalchuk*	5	-	1	4	1-2-3 vs. OTT on 1/12/10
Pavel Kubina	5	-	-	5	0-2-2 at CHI on 2/13/10
Rich Peeverley	4	-	-	4	0-2-2 at VAN on 12/10/09
Marty Reasoner	2	-	-	2	0-2-2 vs. LA on 11/13/09
Bryan Little	2	-	-	2	0-2-2 at CAR on 11/27/09
Vyacheslav Kozlov	2	-	-	2	0-2-2 vs. OTT on 1/12/10
Niclas Bergfors	1	-	1	0	0-3-3 vs. BUF on 3/16/10
Todd White	1	-	-	1	0-2-2 vs. OTT on 3/18/10
Eric Boulton	1	-	-	1	0-2-2 vs. FLA on 11/30/09
Zach Bogosian	1	-	-	1	0-2-2 at TB on 12/26/09
Evander Kane	1	-	-	1	0-2-2 at PHI on 1/28/10
Ron Hainsey	1	-	-	1	1-2-3 at PHI on 3/21/10

\* - Traded/Waived Player

### POINT-SCORING STREAKS

Player	Length	Dates	Total Points (Goals, Assists)
Ilya Kovalchuk*	10	12/10-12/28	15 (7 goals, 8 assists)
	4	11/12-11/19	11 (4 goals, 7 assists)
Rich Peverley	8	10/16-11/3	12 (5 goals, 7 assists)
Nik Antropov	6	12/16-12/26	9 (6 goals, 3 assists)
	5	10/22-11/3	8 (8 assists)
	4	3/14-3/20	8 (5 goals, 3 assists)
	4	2/6-2/13	8 (2 goals, 6 assists)
	4	11/19-11/25	5 (2 goals, 3 assists)
Maxim Afinogenov	5	11/12-11/21	9 (6 goals, 3 assists)
	4	3/14-3/20	7 (2 goals, 5 assists)
	4	10/31-11/7	5 (1 goal, 4 assists)
	4	11/25-11/30	5 (2 goals, 3 assists)
Pavel Kubina	4	12/16-12/21	6 (1 goal, 5 assists)
	4	1/5-1/12	4 (1 goal, 3 assists)
	4	10/3-10/16	4 (4 assists)
	6	12/12-12/21	9 (9 assists)
Tobias Enstrom	4	3/14-3/20	5 (5 assists)
	4	12/9-12/14	5 (4 goals, 1 assist)
	4	1/9-1/16	4 (1 goal, 3 assists)

Minimum Four Games

\* - Traded/Waived Player

### GOAL-SCORING STREAKS

Player	Length	Dates	Total Goals
Maxim Afinogenov	5	11/12-11/21	6
Nik Antropov	4	12/16-12/21	5
	4	3/14-3/20	5
Colby Armstrong	4	12/9-12/14	4
Ilya Kovalchuk*	4	12/21-12/28	4
	3	10/3-10/10	5
	3	1/12-1/18	3
Niclas Bergfors	3	2/6-2/12	3
Vyacheslav Kozlov	3	11/22-11/27	3
Pavel Kubina	3	11/3-11/7	3

Minimum Three Games

\* - Traded/Waived Player

### ASSIST STREAKS

Player	Length	Dates	Total Assists
Tobias Enstrom	6	12/12-12/21	9
	4	3/14-3/20	5
Ilya Kovalchuk*	6	12/10-12/19	6
	4	11/12-11/19	7
	4	12/21-12/28	4
	5	10/22-11/3	8
Nik Antropov	5	10/10-10/17	4
	3	11/19-11/22	3
	3	12/16-12/21	5
Pavel Kubina	4	10/3-10/16	4
	3	1/5-1/9	3
	3	11/12-11/15	5
Rich Peverley	3	10/29-11/3	4
	3	3/2-3/6	3
	3	10/17-10/22	3
Bryan Little	3	10/3-10/10	4
	4	3/14-3/20	5
Maxim Afinogenov	3	12/21-12/26	4
	3	11/3-11/7	4
	3	11/25-11/28	3
	3	3/18-3/21	4
Todd White	3	11/22-11/27	3
Vyacheslav Kozlov	3	1/12-1/18	4
Johnny Oduya	3	2/10-2/13	3

Minimum Three Games

\* - Traded/Waived Player

# 2009-10 SEASON-IN-REVIEW

## PLAYER GAME-BY-GAME

DATE/OPP	#3 POPOVIC	#4 BOGOSIAN	#5 VALABIK	#6 HAINSEY	#9 KANE	#10 LITTLE
10/3 vs. TB	0-0 1/1 14:54	1-0 3/1 20:38	DND	0-0 0/1 18:47	0-1 4/1 11:09	0-2 2/2 24:20
10/8 @ STL	DND	0-0 1/-1 22:47	INJ	0-0 1/1 19:36	1-0 2/1 14:38	0-1 2/0 18:48
10/10 @ OTT	DND	0-0 2/-1 23:00	INJ	1-0 3/1 21:37	0-0 2/0 14:25	0-1 1/1 18:59
10/16 @ NJ	0-1 1/1 14:50	0-1 0/-1 18:58	INJ	0-0 0/0 21:35	1-0 2/1 13:40	0-0 3/-1 16:05
10/17 @ BUF	0-0 0/1 14:02	0-0 3/0 20:05	INJ	0-0 2/0 21:28	0-0 1/0 14:04	0-1 1/1 19:47
10/20 @ MTL	0-0 1/0 11:04	0-0 3/0 23:45	INJ	0-0 1/0 24:03	0-1 3/0 12:44	0-0 1/0 18:12
10/22 vs. WSH	0-0 0/-2 10:21	1-0 1/0 22:36	INJ	0-0 1/1 18:36	0-0 0/1 11:22	0-0 0/1 14:36
10/24 vs. SJ	DND	0-0 5/-1 22:58	INJ	0-1 3/1 21:54	1-0 2/1 19:02	0-0 2/0 17:05
10/29 vs. WSH	DND	2-0 5/0 24:57	INJ	0-1 0/1 20:40	0-0 6/0 16:55	0-0 3/1 13:25
10/31 @ OTT	0-0 1/0 14:25	1-0 2/1 24:27	INJ	INJ	0-0 0/1 12:49	0-0 1/0 13:16
11/3 @ MTL	1-0 2/-1 16:17	1-0 2/0 24:04	INJ	INJ	0-1 3/0 10:52	1-1 3/1 18:37
11/5 vs. CBJ	DND	0-1 3/-2 25:24	INJ	0-1 2/0 20:52	0-0 1/1 12:17	1-0 2/1 16:03
11/7 @ NYI	0-0 0/0 13:37	1-0 2/0 25:34	INJ	0-1 4/-2 21:51	0-0 3/1 16:21	0-0 2/1 13:24
11/8 vs. STL	0-0 0/0 12:45	0-0 2/0 27:56	INJ	1-0 2/0 24:57	0-0 2/2 14:25	0-0 1/1 17:31
11/12 @ NYR	0-0 1/0 12:39	0-0 0/0 21:03	INJ	0-0 1/1 24:48	1-1 1/1 13:15	0-0 0/1 15:33
11/13 vs. LA	0-0 0/1 18:52	1-0 3/4 24:15	INJ	0-0 0/2 30:37	2-1 3/3 15:57	INJ
11/15 vs. EDM	0-0 1/0 15:54	1-0 2/1 24:19	INJ	0-0 2/-2 24:42	0-0 1/1 14:08	INJ
11/19 vs. BOS	0-0 0/1 9:05	0-0 3/-1 29:13	MIN	0-0 1/1 27:09	0-0 1/1 14:48	0-0 1/1 15:23
11/21 vs. PIT	0-0 0/1 10:41	0-1 5/2 24:38	MIN	0-0 0/0 21:24	0-0 0/1 12:46	0-0 4/1 16:25
11/22 vs. TB	DND	0-0 1/-1 24:59	MIN	0-0 2/-2 22:28	1-0 3/0 14:07	0-0 0/1 16:00
11/25 @ DET	DND	0-0 2/1 21:00	MIN	0-0 0/1 19:58	0-0 3/0 11:20	0-0 1/0 11:47
11/27 @ CAR	DND	0-1 3/-2 19:14	MIN	0-0 1/1 19:47	1-0 4/2 16:58	0-2 1/1 14:49
11/28 vs. PHI	0-0 3/0 11:26	0-0 0/0 22:10	MIN	0-0 1/0 21:52	0-0 1/0 15:17	0-0 1/0 11:10
11/30 vs. FLA	1-0 1/0 14:43	0-0 1/1 22:57	DND	0-0 1/1 21:26	0-0 3/0 15:12	0-0 3/1 13:43
12/3 vs. NYI	DND	0-0 4/-1 24:11	DND	0-0 0/1 22:38	0-0 1/1 16:06	0-1 3/1 15:21
12/5 @ FLA	DND	0-0 2/0 24:10	DND	0-0 0/0 19:11	0-0 1/0 14:10	0-0 3/0 15:43
12/7 @ TOR	0-0 0/-3 13:59	0-0 1/0 22:56	DND	0-0 1/0 21:38	0-0 1/2 13:24	1-0 2/1 13:31
12/9 @ CGY	INJ	0-0 2/-1 23:04	0-1 2/0 14:29	0-0 0/1 22:40	DND	0-0 3/0 16:22
12/10 @ VAN	INJ	0-1 1/-2 18:58	0-0 1/0 17:36	0-0 0/1 17:42	0-0 3/1 12:49	0-0 4/1 13:00
12/12 vs. MTL	INJ	0-0 3/0 19:25	0-0 1/0 11:54	0-0 1/0 19:38	0-1 1/2 11:51	0-0 1/0 16:12
12/14 @ NYR	INJ	0-0 1/0 26:33	0-0 1/0 13:31	0-1 0/0 24:49	0-0 1/0 12:14	0-0 3/0 17:57
12/16 @ FLA	INJ	0-0 0/-2 21:23	0-0 1/0 14:18	0-0 1/3 20:32	0-0 1/1 14:38	0-1 1/2 15:49
12/17 vs. DAL	INJ	0-0 0/1 21:17	DND	0-1 1/2 20:12	0-0 1/0 13:16	0-1 0/-2 15:45
12/19 vs. NJ	INJ	0-0 1/-1 17:51	0-1 0/1 13:57	1-0 2/0 22:14	0-0 0/1 15:25	DND
12/21 vs. MTL	INJ	0-0 3/0 20:11	0-0 3/0 9:44	0-1 4/0 22:22	0-0 1/0 14:56	0-0 1/0 12:00
12/23 @ BOS	INJ	0-1 0/1 18:51	0-0 0/0 13:40	0-0 0/2 23:26	1-0 2/1 14:05	1-0 3/0 11:44
12/26 @ TB	INJ	0-2 1/0 20:50	0-0 0/0 11:19	0-1 0/0 24:30	0-0 4/0 14:59	0-0 3/1 13:08
12/28 @ NJ	INJ	0-0 2/0 20:43	0-0 2/0 13:36	0-0 1/1 24:00	0-0 0/1 11:11	0-0 2/1 14:39
12/30 @ BOS	INJ	0-0 1/2 20:18	0-0 1/-1 14:29	0-0 0/2 22:55	0-0 0/1 16:40	0-0 0/0 14:52
1/1 @ BUF	INJ	0-1 2/0 23:03	DND	0-0 3/1 23:23	1-0 3/1 15:24	1-0 4/1 15:35
1/2 @ NYI	INJ	0-0 0/2 22:51	DND	0-0 4/1 23:17	0-0 0/1 12:42	0-0 0/0 14:17
1/5 @ PIT	INJ	0-0 3/0 24:30	DND	0-0 1/0 21:36	0-0 4/1 12:45	0-0 2/0 15:44
1/7 vs. NYR	INJ	0-0 2/0 23:32	DND	0-0 2/0 21:49	0-0 3/0 13:08	0-0 3/1 17:47
1/9 vs. WSH	INJ	0-0 4/-1 22:39	DND	0-0 0/2 19:32	0-0 2/1 11:52	0-0 5/1 17:50
1/12 vs. OTT	INJ	0-0 2/1 26:50	0-0 1/1 17:02	0-1 2/4 24:13	0-0 1/0 17:00	1-1 2/2 13:33
1/14 vs. BUF	INJ	0-0 3/0 20:36	0-0 2/0 12:12	0-0 2/1 23:30	0-0 0/0 13:44	0-0 2/0 17:01
1/16 @ CAR	INJ	1-1 4/4 22:22	0-0 1/-1 15:05	0-0 0/2 21:20	0-0 4/1 8:41	0-1 4/2 14:10
1/18 @ FLA	INJ	0-0 1/0 21:08	0-0 0/1 15:38	0-0 0/0 19:42	0-0 2/0 13:46	0-0 2/0 15:17
1/19 vs. TOR	INJ	0-1 1/1 22:37	0-0 1/1 11:18	0-1 1/2 20:11	1-0 5/-2 13:45	0-0 0/2 16:50
1/21 vs. CAR	DND	0-0 0/1 21:40	0-0 0/1 12:29	0-0 1/0 17:46	0-1 3/1 11:29	0-0 2/0 14:31
1/23 @ TB	DND	0-0 3/0 25:18	0-0 1/0 11:16	0-0 2/0 24:13	0-0 4/0 14:25	0-1 1/1 17:28
1/26 vs. ANA	DND	0-0 3/0 24:08	0-0 3/0 17:33	0-1 4/0 18:26	0-1 3/1 12:26	0-0 2/0 18:01
1/28 @ PHI	DND	0-0 0/1 21:31	0-0 0/0 13:18	0-0 0/1 21:03	0-2 2/1 15:06	0-0 3/1 19:18
1/30 @ NSH	DND	0-0 1/3 20:56	0-0 0/0 11:44	0-0 1/3 22:21	0-0 0/1 13:44	2-0 5/2 16:33
2/2 vs. TB	0-1 1/1 10:58	0-0 3/-1 20:17	0-0 0/1 13:14	0-0 1/1 18:50	0-0 2/0 14:02	0-0 4/1 18:59
2/5 @ WSH	DND	0-0 5/-1 22:35	0-0 1/0 4:49	0-0 4/1 25:57	0-0 1/1 13:45	0-0 3/1 13:14
2/6 vs. FLA	0-0 1/1 15:00	0-0 3/1 17:15	INJ	0-0 1/1 24:08	1-0 3/0 13:59	1-0 3/2 11:59
2/10 @ COL	0-0 0/1 13:19	0-0 1/1 17:22	INJ	0-0 4/-1 22:23	0-0 0/1 15:54	1-1 3/1 16:33
2/12 @ MIN	DND	0-0 2/0 15:51	INJ	0-1 1/1 25:10	1-0 2/1 14:44	0-1 1/1 17:55
2/13 @ CHI	DND	0-0 1/-2 14:31	INJ	0-0 1/1 27:40	1-1 2/3 14:54	0-0 3/1 20:09
3/2 vs. FLA	DND	0-0 5/1 18:32	INJ	0-1 2/2 22:04	0-0 4/0 16:36	0-0 2/0 13:24
3/4 vs. NYI	DND	0-1 2/1 18:32	INJ	0-1 0/2 22:14	0-0 0/0 15:32	0-2 0/1 13:28
3/6 @ TB	DND	0-0 1/0 18:39	INJ	0-0 2/0 22:38	0-0 0/0 5:13	0-1 2/1 16:50
3/7 vs. CAR	0-0 1/1 17:16	0-0 2/1 17:45	INJ	0-0 2/0 22:47	INJ	0-0 2/0 12:54
3/9 vs. NSH	0-0 1/1 13:24	0-0 2/0 18:11	INJ	0-0 1/1 21:23	INJ	0-0 3/0 17:44
3/11 @ CBJ	INJ	0-0 3/0 22:16	INJ	0-0 1/0 20:54	INJ	0-0 0/1 16:23
3/12 vs. NYR	INJ	0-0 2/-1 22:04	INJ	1-0 4/0 24:03	INJ	0-0 3/1 17:38
3/14 vs. PHX	0-0 0/0 14:55	INJ	INJ	0-1 5/1 24:03	INJ	0-0 6/0 17:28
3/16 vs. BUF	0-0 0/2 13:41	0-0 1/1 18:30	INJ	0-0 3/0 23:33	INJ	1-0 5/1 12:42
3/18 vs. OTT	0-0 0/2 14:15	0-0 0/1 18:46	INJ	0-0 1/1 24:56	INJ	0-0 3/0 15:12
3/20 vs. PHI	0-0 0/1 16:04	0-0 3/1 20:08	INJ	0-1 0/1 21:19	INJ	1-0 3/1 15:59
3/21 @ PHI	0-0 2/0 14:54	0-0 1/0 16:17	INJ	1-2 5/3 22:08	INJ	0-0 1/2 15:11
3/23 vs. BOS	0-0 1/1 16:56	0-0 0/2 18:13	INJ	0-0 2/1 20:39	INJ	0-0 4/3 17:23
3/25 vs. TOR	0-0 0/0 14:13	1-0 1/0 12:17	INJ	0-1 0/0 21:47	INJ	0-0 2/1 16:59
3/27 @ CAR	0-0 1/1 17:34	0-1 2/1 20:00	INJ	0-0 3/0 21:36	INJ	0-1 3/1 16:53
3/29 vs. CAR	0-0 0/0 15:42	0-0 1/-1 19:24	INJ	0-0 2/1 22:24	INJ	0-1 1/0 17:00
3/30 @ TOR	0-0 0/2 16:47	0-0 1/0 18:27	INJ	0-1 1/0 27:09	INJ	0-0 0/1 16:29
4/1 @ WSH	0-0 1/0 17:27	0-0 0/1 23:26	INJ	0-0 2/1 25:02	INJ	0-0 2/0 19:30
4/3 @ PIT	0-0 1/0 18:44	0-0 4/0 17:48	INJ	0-0 0/0 30:19	0-1 1/1 16:47	0-0 1/0 7:03
4/6 vs. NJ	0-0 1/2 18:29	0-0 1/2 22:36	INJ	0-0 4/0 22:53	0-0 0/0 18:01	0-0 0/0 17:59
4/9 @ WSH	0-0 0/0 19:31	0-0 2/-1 19:29	INJ	0-0 2/2 23:40	0-0 2/2 14:11	0-0 3/1 12:58
4/10 vs. PIT	0-0 1/0 18:37	0-0 1/1 19:47	INJ	0-0 4/0 26:06	0-0 5/0 15:43	1-0 1/1 13:23

Goals-Assists Shots-Plus/Minus Time-On-Ice, DND-Did Not Dress, INJ-Injured, MIN-Minor Leagues



# 2009-10 SEASON-IN-REVIEW PLAYER GAME-BY-GAME

DATE/OPP	#12 WHITE	#13 KOZLOV	#16 SCHUBERT	#17 KOVALCHUK	#18 BERGFORS	#19 REASONER
10/3 vs. TB	0-0 3/-1 19:41	0-0 2/-1 16:26	DND	2-1 2/2 26:55	NJD	0-0 1/1 14:01
10/8 @ STL	0-0 0/-1 17:05	0-0 1/0 15:42	0-0 1/1 18:37	2-0 5/-1 20:45	NJD	0-1 0/2 11:50
10/10 @ OTT	0-0 1/-1 16:06	0-0 2/-1 18:03	0-0 0/-1 15:17	1-0 4/1 22:20	NJD	0-0 0/-1 10:34
10/16 @ NJ	0-0 0/-1 17:35	0-0 2/0 16:29	DND	0-0 0/-2 19:24	NJD	0-1 0/1 15:10
10/17 @ BUF	1-0 2/0 15:37	0-2 2/0 13:51	0-0 1/1 16:16	2-0 5/1 21:48	NJD	0-0 0/0 11:56
10/20 @ MTL	0-0 0/0 17:43	0-0 1/0 15:21	0-0 1/-1 15:06	0-0 4/0 22:44	NJD	0-0 0/0 12:31
10/22 vs. WSH	0-0 0/-1 17:14	0-1 0/-1 14:18	0-0 2/-2 12:59	2-0 7/1 22:18	NJD	0-0 0/-1 11:47
10/24 vs. SJ	1-0 3/0 18:16	0-0 1/0 17:58	0-0 3/0 15:10	0-0 0/-1 3:54	NJD	0-0 1/0 12:33
10/29 vs. WSH	1-1 2/0 12:39	0-1 6/2 14:22	0-0 0/0 17:23	INJ	NJD	0-0 1/0 17:15
10/31 @ OTT	0-0 3/0 14:57	0-0 1/0 11:47	0-1 0/2 22:01	INJ	NJD	0-1 0/1 13:22
11/3 @ MTL	0-1 0/1 19:30	0-0 1/0 15:57	0-0 3/0 21:32	INJ	NJD	0-1 3/0 13:09
11/5 vs. CBJ	0-1 2/0 16:32	0-1 6/-1 19:59	0-0 2/-1 14:50	INJ	NJD	0-0 0/0 14:52
11/7 @ NYI	0-0 4/-1 17:27	0-0 2/0 14:06	1-0 1/0 17:44	INJ	NJD	0-0 1/-1 13:09
11/8 vs. STL	0-0 2/-1 18:15	0-0 4/-1 18:15	0-0 0/0 13:17	INJ	NJD	0-2 2/2 17:44
11/12 @ NYR	0-1 1/-1 17:01	0-1 1/-1 16:16	0-0 4/1 15:46	1-2 6/1 22:22	NJD	0-0 0/0 11:07
11/13 vs. LA	0-0 1/0 13:36	0-0 3/0 12:18	0-1 0/1 16:53	2-2 3/3 18:20	NJD	0-2 0/2 14:23
11/15 vs. EDM	0-1 2/1 14:27	1-1 2/1 13:47	0-0 3/0 18:15	0-1 3/0 23:18	NJD	0-0 0/0 12:20
11/19 vs. BOS	0-0 2/-1 18:50	0-0 6/0 18:05	0-0 0/-1 9:05	1-2 4/1 24:48	NJD	0-0 1/0 11:03
11/21 vs. PIT	0-0 2/0 16:30	0-0 4/-1 17:13	0-0 2/-1 17:13	0-0 1/0 18:51	NJD	0-0 0/1 10:20
11/22 vs. TB	0-1 5/0 16:09	1-1 3/2 15:47	0-0 0/1 13:36	0-0 7/3 22:38	NJD	0-0 1/0 10:18
11/25 @ DET	0-1 0/0 12:44	1-1 3/1 12:57	0-0 1/0 15:23	0-1 2/0 23:10	NJD	0-0 0/0 14:46
11/27 @ CAR	0-1 0/0 15:54	1-0 1/2 13:31	0-0 3/-1 18:44	1-1 3/1 18:27	NJD	1-0 2/0 15:54
11/28 vs. PHI	0-0 1/0 12:47	0-0 1/0 11:50	0-0 2/0 14:19	0-0 2/0 23:48	NJD	0-0 0/0 12:16
11/30 vs. FLA	0-0 3/-1 14:35	0-0 2/-1 13:50	0-0 2/0 15:26	1-0 7/1 19:42	NJD	0-1 0/2 10:45
12/3 vs. NYI	0-1 0/0 16:09	1-0 2/1 16:06	0-0 2/0 16:14	0-0 0/0 20:27	NJD	0-0 0/0 10:07
12/5 @ FLA	0-0 4/0 18:40	0-0 1/0 17:29	0-0 4/0 14:15	1-0 4/1 26:33	NJD	0-0 3/0 9:31
12/7 @ TOR	0-0 0/-1 16:39	0-0 4/-1 14:41	0-0 0/-2 14:19	0-1 1/2 19:32	NJD	1-0 2/1 10:29
12/9 @ CGY	0-0 0/-1 16:37	0-0 0/-1 13:50	DND	0-0 1/1 24:26	NJD	0-0 0/-1 11:58
12/10 @ VAN	0-0 0/-1 11:40	0-0 2/1 14:38	0-0 1/0 19:45	0-1 3/2 27:03	NJD	0-0 0/1 9:50
12/12 vs. MTL	0-0 4/2 13:31	0-1 3/-1 18:47	1-1 4/1 14:26	1-1 3/1 26:58	NJD	0-0 1/-1 12:25
12/14 @ NYR	0-0 2/0 14:45	1-0 2/0 15:39	0-0 2/1 15:51	0-1 1/0 23:46	NJD	0-0 0/0 9:37
12/16 @ FLA	0-0 0/1 14:43	1-0 1/0 15:10	0-0 1/0 14:10	1-1 4/0 23:34	NJD	0-0 3/-1 10:24
12/17 vs. DAL	0-1 0/-1 14:50	0-0 1/-1 14:03	0-0 2/1 15:36	1-1 3/2 22:33	NJD	0-0 1/1 12:56
12/19 vs. NJ	0-1 0/1 16:25	1-0 4/-2 16:30	0-1 1/2 19:22	0-1 0/1 21:03	NJD	0-0 1/-1 10:46
12/21 vs. MTL	0-0 2/-1 17:01	0-1 5/-1 19:26	0-0 0/-1 16:30	1-0 5/1 22:18	NJD	0-0 3/0 12:11
12/23 @ BOS	0-1 1/1 15:45	0-0 0/0 14:53	0-0 3/0 14:54	1-1 6/1 23:03	NJD	0-0 3/0 9:05
12/26 @ TB	0-0 1/-1 17:23	0-0 0/-2 16:22	0-0 1/0 16:49	1-1 7/1 23:57	NJD	1-0 2/1 10:06
12/28 @ NJ	0-0 0/-1 11:17	0-0 1/-1 15:54	0-0 1/-1 18:25	1-0 5/1 24:03	NJD	1-1 1/2 13:07
12/30 @ BOS	DND	0-0 3/0 14:04	0-0 1/-1 16:25	0-0 2/0 20:20	NJD	0-0 2/-3 11:10
1/1 @ BUF	0-1 3/-1 15:12	0-0 3/-1 17:26	0-0 1/-1 15:41	1-0 5/0 23:25	NJD	0-0 0/0 13:40
1/2 @ NYI	0-0 2/-1 16:56	0-0 1/0 14:10	0-1 1/3 14:33	1-3 1/3 26:00	NJD	0-0 2/-1 9:11
1/5 @ PIT	0-0 0/-3 18:47	0-0 1/0 15:10	0-0 5/1 18:55	0-0 3/3 20:59	NJD	0-0 2/-1 16:37
1/7 vs. NYR	0-0 1/0 18:45	0-0 1/0 17:33	0-0 1/0 18:45	0-0 1/-1 23:13	NJD	0-0 1/0 14:11
1/9 vs. WSH	0-0 1/-1 15:05	0-0 2/-2 15:37	0-0 3/-2 18:05	0-0 7/3 21:15	NJD	0-0 1/-1 13:19
1/12 vs. OTT	1-1 1/1 11:48	0-2 0/1 15:20	0-0 0/0 0:37	1-2 5/3 18:05	NJD	0-0 1/1 13:43
1/14 vs. BUF	DND	0-1 3/0 15:56	0-0 1/0 13:54	1-0 4/0 22:10	NJD	0-0 2/0 14:26
1/16 @ CAR	DND	0-1 0/1 17:24	0-0 2/-1 12:03	1-1 5/2 22:06	NJD	0-0 2/0 15:34
1/18 @ FLA	DND	0-0 2/0 14:25	INJ	0-0 4/0 21:09	NJD	0-0 1/-1 11:30
1/19 vs. TOR	DND	0-0 3/0 13:14	INJ	2-1 8/2 23:41	NJD	0-0 1/-1 13:19
1/21 vs. CAR	DND	0-0 3/-1 14:57	INJ	0-0 6/-1 26:38	NJD	0-0 4/0 10:38
1/23 @ TB	0-0 0/0 15:17	DND	INJ	0-0 3/1 26:07	NJD	0-0 2/0 8:46
1/26 vs. ANA	0-0 1/-1 13:04	DND	INJ	0-0 5/0 20:31	NJD	0-0 2/0 13:45
1/28 @ PHI	0-1 2/1 14:42	DND	INJ	1-0 2/1 21:40	NJD	0-0 1/0 10:03
1/30 @ NSH	0-1 3/0 11:31	DND	INJ	0-1 2/-2 22:35	NJD	0-1 2/1 9:53
2/2 vs. TB	1-0 2/0 11:48	DND	INJ	0-0 2/-1 24:52	NJD	0-0 0/0 11:54
2/5 @ WSH	0-0 2/-2 12:31	0-1 5/-1 15:00	INJ	Traded to NJD	0-0 4/1 12:53	0-0 2/-1 15:47
2/6 vs. FLA	0-0 1/0 13:29	0-0 0/-1 10:45	INJ	-	1-0 4/2 11:00	0-0 1/1 13:59
2/10 @ COL	0-0 0/1 14:05	DND	INJ	-	1-1 1/1 11:48	0-1 3/0 12:12
2/12 @ MIN	0-0 1/0 14:47	DND	INJ	-	1-0 6/1 18:39	0-0 1/-1 10:20
2/13 @ CHI	0-0 0/-1 14:05	DND	INJ	-	0-0 3/-1 18:59	0-0 0/-1 9:48
3/2 vs. FLA	1-1 3/2 12:24	DND	0-0 0/0 17:04	-	0-0 3/0 14:33	0-0 0/0 14:15
3/4 vs. NYI	DND	DND	0-0 4/1 15:11	-	2-0 4/2 14:13	0-0 0/1 13:53
3/6 @ TB	DND	DND	0-0 1/0 14:47	-	1-0 6/1 15:31	0-0 1/-1 10:58
3/7 vs. CAR	0-0 4/0 12:35	DND	INJ	-	0-0 1/-1 12:43	0-0 2/0 15:04
3/9 vs. NSH	0-0 2/0 15:25	DND	INJ	-	0-1 2/0 17:06	0-0 0/0 9:33
3/11 @ CBJ	0-0 3/0 15:40	0-1 1/1 15:34	INJ	-	0-0 6/0 16:00	DND
3/12 vs. NYR	0-0 3/-2 13:47	DND	INJ	-	0-0 2/-1 17:15	DND
3/14 vs. PHX	0-0 0/0 15:16	DND	INJ	-	0-0 4/-1 19:04	0-0 1/0 14:35
3/16 vs. BUF	0-0 1/0 12:45	0-0 1/-1 8:35	INJ	-	0-3 2/2 18:21	0-0 0/-1 11:03
3/18 vs. OTT	0-2 1/3 12:57	DND	INJ	-	0-0 2/-1 19:27	0-0 1/-1 10:34
3/20 vs. PHI	0-0 0/2 14:21	DND	INJ	-	1-1 4/1 15:56	0-0 1/-1 13:26
3/21 @ PHI	1-0 1/1 15:05	DND	INJ	-	0-0 1/1 17:23	0-0 1/-1 11:53
3/23 vs. BOS	0-0 1/0 12:16	DND	INJ	-	0-0 3/1 17:33	0-0 1/0 11:19
3/25 vs. TOR	INJ	DND	INJ	-	0-0 2/-1 21:00	0-0 3/0 18:18
3/27 @ CAR	INJ	DND	INJ	-	1-0 7/1 16:12	0-0 1/1 13:34
3/29 vs. CAR	INJ	DND	INJ	-	0-1 2/-1 16:41	0-0 1/0 11:31
3/30 @ TOR	INJ	DND	INJ	-	0-1 3/1 14:11	0-1 1/1 15:01
4/1 @ WSH	INJ	DND	INJ	-	0-0 2/-1 15:35	0-0 0/-1 8:50
4/3 @ PIT	INJ	DND	INJ	-	0-1 3/0 19:36	0-0 0/-1 13:56
4/6 vs. NJ	INJ	DND	INJ	-	0-0 1/3 16:46	0-0 2/0 11:34
4/9 @ WSH	INJ	DND	INJ	-	0-0 4/-1 16:59	0-0 1/0 16:31
4/10 vs. PIT	INJ	0-1 1/1 12:53	INJ	-	0-0 1/0 20:03	0-0 3/0 15:17

Goals-Assists Shots-Plus/Minus Time-On-Ice, DND-Did Not Dress, INJ-Injured, MIN-Minor Leagues

# 2009-10 SEASON-IN-REVIEW

## PLAYER GAME-BY-GAME

Date/Opp.	#20 ARMSTRONG	#23 SLATER	#24 CHELIOS	#25 SALMELA	#27 THORBURN	#29 ODUYA
10/3 vs. TB	INJ	0-0 0/1 6:28	-	1-0 1/1 15:59	0-1 0/1 5:14	NJD
10/8 @ STL	0-1 1/1 14:18	DND	-	0-1 3/1 14:28	0-1 1/1 9:25	NJD
10/10 @ OTT	0-0 1/0 14:50	DND	-	0-0 1/1-1 11:00	0-0 1/1-1 6:35	NJD
10/16 @ NJ	0-0 2/1 16:29	DND	-	0-0 1/0 13:02	1-0 3/1 8:53	NJD
10/17 @ BUF	0-0 2/0 13:31	DND	-	DND	0-0 0/0 9:01	NJD
10/20 @ MTL	1-0 2/0 13:30	DND	-	DND	0-0 0/0 10:15	NJD
10/22 vs. WSH	0-1 1/0 12:56	DND	-	DND	0-0 2/1-1 10:22	NJD
10/24 vs. SJ	0-0 0/0 14:32	DND	-	0-0 1/0 12:33	0-0 0/0 12:14	NJD
10/29 vs. WSH	0-0 0/0 15:55	0-0 2/0 8:26	-	0-0 2/0 14:09	0-0 0/0 8:18	NJD
10/31 @ OTT	0-0 0/1 13:24	0-0 1/0 15:28	-	0-0 2/0 16:14	0-0 3/0 13:18	NJD
11/3 @ MTL	1-0 2/1-1 11:07	0-0 3/1-1 11:23	-	0-0 0/0 13:02	0-0 0/0 10:12	NJD
11/5 vs. CBJ	0-0 0/1-1 12:05	0-0 4/2 8:13	-	0-0 1/1-1 14:34	0-0 0/2 9:03	NJD
11/7 @ NYI	0-0 1/1-1 12:46	0-0 1/1-1 11:24	-	DND	0-0 0/1-1 11:19	NJD
11/8 vs. STL	1-1 2/2 15:16	0-0 2/0 6:40	-	DND	0-0 0/0 7:24	NJD
11/12 @ NYR	1-0 1/1 14:18	DND	-	DND	0-0 0/0 6:57	NJD
11/13 vs. LA	0-0 2/2 25:26	0-0 2/0 10:32	-	DND	0-0 1/0 6:34	NJD
11/15 vs. EDM	0-0 1/1-1 16:29	0-0 1/1-1 9:47	-	0-0 1/0 12:26	0-0 1/1 8:55	NJD
11/19 vs. BOS	0-0 1/1-1 15:46	DND	-	DND	0-0 3/0 8:12	NJD
11/21 vs. PIT	0-0 3/1-1 15:26	DND	-	DND	1-0 1/1 7:26	NJD
11/22 vs. TB	0-0 2/0 14:27	DND	-	0-0 0/0 11:28	0-0 0/0 8:45	NJD
11/25 @ DET	0-0 2/0 15:07	0-0 1/0 11:27	-	0-0 0/0 12:55	0-0 1/0 13:01	NJD
11/27 @ CAR	0-1 2/0 14:55	0-0 0/0 7:58	-	0-1 2/1 13:36	0-0 2/0 8:59	NJD
11/28 vs. PHI	0-0 0/0 10:23	DND	-	DND	0-0 1/0 9:48	NJD
11/30 vs. FLA	0-0 3/1-1 15:40	DND	-	DND	1-0 2/2 9:55	NJD
12/3 vs. NYI	0-0 0/0 16:08	DND	-	0-0 1/0 12:24	0-0 0/0 8:07	NJD
12/5 @ FLA	0-0 1/0 12:34	DND	-	0-0 1/0 12:01	0-0 3/0 7:32	NJD
12/7 @ TOR	0-0 2/2 15:31	DND	-	DND	0-1 2/1 9:41	NJD
12/9 @ CGY	1-0 1/0 11:15	0-0 4/0 12:18	-	0-0 0/0 14:38	0-0 0/0 10:33	NJD
12/10 @ VAN	1-0 1/1 12:13	0-0 0/1-1 6:35	-	DND	0-0 1/1-1 6:57	NJD
12/12 vs. MTL	1-1 1/2 11:52	DND	-	DND	0-0 0/0 9:23	NJD
12/14 @ NYR	1-0 3/1 15:03	DND	-	DND	0-0 0/0 10:37	NJD
12/16 @ FLA	0-0 0/1 14:46	DND	-	DND	0-0 1/1 9:52	NJD
12/17 vs. DAL	0-1 1/1 14:22	1-0 2/1 10:16	-	0-0 0/1 12:55	0-0 2/1 12:22	NJD
12/19 vs. NJ	0-0 2/1 17:04	0-0 2/1-1 8:50	-	DND	0-0 2/1 13:54	NJD
12/21 vs. MTL	0-0 1/0 13:41	0-0 4/0 10:54	-	DND	0-0 1/0 11:50	NJD
12/23 @ BOS	0-1 1/0 13:13	0-0 0/0 7:57	-	DND	0-0 0/0 8:26	NJD
12/26 @ TB	0-0 2/1-1 17:49	DND	-	DND	0-0 1/0 7:29	NJD
12/28 @ NJ	0-0 0/1 13:00	DND	-	DND	0-0 1/1 11:05	NJD
12/30 @ BOS	0-0 0/0 17:12	0-0 1/0 13:09	-	DND	0-0 0/2 7:36	NJD
1/1 @ BUF	0-0 0/1 14:16	0-0 2/0 11:20	-	0-1 0/1-1 10:15	0-0 1/0 10:55	NJD
1/2 @ NYI	0-1 2/1 14:42	0-0 0/1-1 9:12	-	0-0 1/2 10:16	0-0 1/2 9:10	NJD
1/5 @ PIT	0-0 1/1-1 16:13	2-0 2/2 8:53	-	0-0 3/1 15:18	0-1 1/2 7:57	NJD
1/7 vs. NYR	0-0 2/0 16:52	1-0 2/1 9:52	-	0-0 1/0 14:15	0-0 0/1 6:50	NJD
1/9 vs. WSH	0-0 1/2-1 14:12	0-0 3/1-1 11:15	-	0-0 1/2 16:56	0-0 1/0 10:28	NJD
1/12 vs. OTT	0-0 2/1 13:30	0-1 0/1 14:46	-	DND	0-1 1/2 14:43	NJD
1/14 vs. BUF	0-0 0/1-1 13:58	0-0 1/0 12:21	-	DND	0-0 0/0 11:27	NJD
1/16 @ CAR	0-0 2/1 12:31	1-1 3/1 12:40	-	DND	0-0 1/0 13:45	NJD
1/18 @ FLA	0-0 0/1-1 11:42	0-0 0/0 13:22	-	0-0 0/1-1 11:40	0-0 1/0 13:25	NJD
1/19 vs. TOR	0-1 0/1 16:05	0-1 1/1-1 11:13	-	0-0 0/1 12:58	0-1 0/1 14:05	NJD
1/21 vs. CAR	1-0 2/1 12:37	0-0 4/1 10:58	-	0-1 3/2 13:19	0-0 0/0 13:46	NJD
1/23 @ TB	0-0 3/0 15:18	0-0 4/0 15:46	-	0-0 1/0 14:13	0-0 0/0 8:23	NJD
1/26 vs. ANA	1-0 1/1 16:59	0-0 0/1 14:17	-	0-0 1/0 14:29	0-0 1/0 8:49	NJD
1/28 @ PHI	0-0 2/1-1 19:38	2-0 3/1-1 14:43	-	0-0 0/1 11:04	0-0 2/0 8:11	NJD
1/30 @ NSH	0-0 1/1-1 18:40	0-0 1/1-1 14:15	-	0-0 0/1 10:52	1-0 1/1 10:04	NJD
2/2 vs. TB	0-0 0/0 15:20	0-0 1/0 11:47	-	DND	0-0 0/0 11:04	NJD
2/5 @ WSH	0-0 2/0 15:03	0-0 2/1-1 15:34	-	Traded to NJD	0-0 0/1 11:47	0-0 0/1 20:38
2/6 vs. FLA	0-0 0/0 14:11	0-0 6/0 15:07	-	-	0-0 2/1 12:22	0-0 0/1 20:46
2/10 @ COL	0-0 3/1-1 18:42	0-0 2/2 15:22	-	-	0-0 2/1-1 10:23	0-1 0/2 20:16
2/12 @ MIN	0-1 0/1 12:47	0-0 2/1 13:48	-	-	0-0 0/1-1 7:55	0-1 0/1 18:29
2/13 @ CHI	0-1 0/1 14:34	1-0 3/3 13:42	-	-	0-0 0/0 8:55	0-1 1/1 25:26
3/2 vs. FLA	1-0 2/0 16:43	0-1 2/0 15:04	-	-	0-0 2/0 12:31	0-0 1/1 19:23
3/4 vs. NYI	0-0 0/0 16:41	0-0 0/0 14:14	-	-	0-0 1/1 12:57	0-0 0/3 21:03
3/6 @ TB	1-0 2/0 16:00	0-0 0/1-1 14:45	-	-	0-0 0/1-1 9:29	0-0 2/0 19:11
3/7 vs. CAR	0-0 1/0 12:36	0-0 1/0 13:44	MIN	-	0-0 1/0 14:33	0-0 0/0 19:16
3/9 vs. NSH	0-0 2/0 16:43	0-0 1/0 15:12	MIN	-	0-0 1/0 8:44	0-1 2/1 20:37
3/11 @ CBJ	0-0 2/0 15:28	0-0 1/0 10:06	MIN	-	0-0 0/0 8:07	1-0 1/0 20:05
3/12 vs. NYR	0-0 1/1-1 13:18	0-0 2/1 11:30	DND	-	0-1 0/1 10:42	0-0 0/0 19:34
3/14 vs. PHX	0-0 0/0 15:49	0-0 0/0 8:49	DND	-	0-0 0/0 9:19	0-0 2/1 22:55
3/16 vs. BUF	0-0 2/1 13:16	1-0 3/1 16:58	0-0 2/0 19:00	-	INJ	0-0 1/0 20:13
3/18 vs. OTT	2-1 3/3 13:45	1-1 1/3 15:29	1-0 2/2 21:50	-	INJ	0-1 2/2 20:50
3/20 vs. PHI	2-0 6/2 16:39	0-0 1/0 11:58	0-0 0/0 20:39	-	INJ	0-0 1/1 21:18
3/21 @ PHI	0-0 0/1 16:11	0-1 1/1 12:58	0-0 1/2 19:47	-	INJ	0-0 1/3 22:11
3/23 vs. BOS	0-0 1/0 15:08	0-0 3/0 14:49	0-0 1/1-1 18:57	-	INJ	0-0 1/1 18:45
3/25 vs. TOR	0-0 1/0 15:15	0-0 6/0 15:19	0-0 0/2 15:05	-	INJ	0-0 0/0 23:24
3/27 @ CAR	0-1 1/0 14:11	1-0 2/0 13:07	0-2 1/2 18:43	-	0-1 1/1 10:50	0-1 2/0 19:40
3/29 vs. CAR	0-0 0/2 14:02	0-0 3/2 14:59	0-0 1/1 16:36	-	0-0 3/0 9:28	0-0 1/1 20:33
3/30 @ TOR	0-0 2/0 17:51	0-0 3/0 15:46	0-0 0/0 7:03	-	0-1 1/1 10:08	0-0 2/1 23:33
4/1 @ WSH	0-1 2/0 16:03	0-0 2/0 15:20	INJ	-	0-0 0/0 8:20	0-1 2/0 22:12
4/3 @ PIT	SUS	0-0 0/0 14:05	INJ	-	0-0 1/1-1 11:15	0-1 0/0 25:44
4/6 vs. NJ	SUS	0-0 2/0 14:50	INJ	-	0-0 0/0 9:28	0-0 0/1 22:55
4/9 @ WSH	0-0 1/1-1 13:55	0-1 1/0 13:57	INJ	-	0-0 1/0 14:11	0-0 1/2 21:22
4/10 vs. PIT	0-0 1/0 16:54	0-0 0/0 2:36	INJ	-	0-0 0/0 8:46	0-0 1/0 26:39

Goals-Assists Shots-Plus/Minus Time-On-Ice, DND-Did Not Dress, INJ-Injured, SUS-Suspended, MIN-Minor Leagues

# 2009-10 SEASON-IN-REVIEW PLAYER GAME-BY-GAME

Date/Opp.	#36 BOULTON	#39 ENSTROM	#41 MacARTHUR	#42 STAPLETON	#44 KULDA	#47 PEVERLEY
10/3 vs. TB	0-1 0/1 5:39	0-2 0/1 23:50	BUF	MIN	MIN	2-1 3/1 14:24
10/8 @ STL	1-0 1/1 6:35	0-1 0/-1 20:31	BUF	MIN	MIN	0-1 1/1 16:50
10/10 @ OTT	0-0 0/1 5:15	0-0 2/-1 21:39	BUF	MIN	MIN	0-0 3/0 14:40
10/16 @ NJ	0-0 0/0 5:03	0-1 1/0 23:33	BUF	MIN	MIN	2-0 2/1 16:02
10/17 @ BUF	0-0 0/0 7:14	0-1 1/0 20:04	BUF	MIN	MIN	0-1 3/0 19:29
10/20 @ MTL	0-0 0/0 8:18	0-0 0/0 25:03	BUF	MIN	MIN	0-1 2/0 18:54
10/22 vs. WSH	0-0 1/1 6:29	0-1 3/0 24:51	BUF	MIN	MIN	0-1 1/-1 20:03
10/24 vs. SJ	0-0 1/0 6:02	0-0 1/-1 22:46	BUF	MIN	MIN	1-0 3/0 17:26
10/29 vs. WSH	0-0 0/0 6:32	0-1 3/1 21:35	BUF	MIN	MIN	0-1 2/-1 20:54
10/31 @ OTT	0-0 1/0 13:12	0-0 1/1 19:20	BUF	MIN	MIN	1-1 2/2 16:49
11/3 @ MTL	0-0 0/0 6:21	0-0 1/1 21:38	BUF	MIN	MIN	1-2 1/1 22:34
11/5 vs. CBJ	0-0 0/1 7:01	1-1 5/-2 21:42	BUF	MIN	MIN	0-0 1/1 19:54
11/7 @ NYI	0-0 2/-1 8:51	0-1 2/0 22:48	BUF	MIN	MIN	0-1 2/-2 19:52
11/8 vs. STL	0-0 0/0 3:46	1-0 1/1 26:07	BUF	MIN	MIN	0-0 4/0 23:30
11/12 @ NYR	0-0 0/0 2:37	0-0 1/0 20:12	BUF	MIN	MIN	1-2 3/1 14:37
11/13 vs. LA	0-0 0/0 7:16	0-1 0/2 23:30	BUF	MIN	MIN	0-1 0/1 20:05
11/15 vs. EDM	0-0 1/-1 5:13	0-0 3/1 19:31	BUF	MIN	MIN	0-2 2/0 19:50
11/19 vs. BOS	0-0 0/0 6:32	0-2 1/2 24:48	BUF	MIN	MIN	0-0 4/0 19:33
11/21 vs. PIT	0-0 0/0 3:42	0-0 2/0 26:37	BUF	MIN	MIN	0-1 1/0 22:36
11/22 vs. TB	0-0 0/0 5:01	1-1 2/1 23:16	BUF	MIN	MIN	0-0 2/-1 22:59
11/25 @ DET	DND	0-0 2/0 21:42	BUF	MIN	MIN	0-0 2/0 21:08
11/27 @ CAR	DND	0-3 0/4 20:46	BUF	MIN	MIN	1-0 4/2 16:41
11/28 vs. PHI	0-0 0/0 3:28	0-0 0/0 21:01	BUF	MIN	MIN	1-0 1/0 22:48
11/30 vs. FLA	0-2 1/2 7:04	0-0 1/1 22:07	BUF	MIN	MIN	0-0 2/-1 17:34
12/3 vs. NYI	0-0 0/0 5:48	0-0 3/-2 21:50	BUF	MIN	MIN	0-0 2/0 18:01
12/5 @ FLA	0-0 1/0 5:34	0-1 1/1 25:21	BUF	MIN	MIN	0-0 1/1 21:35
12/7 @ TOR	0-1 2/1 8:18	0-0 1/0 21:29	BUF	MIN	MIN	0-0 1/-2 17:58
12/9 @ CGY	0-0 1/0 7:00	0-0 2/-1 21:14	BUF	MIN	MIN	0-1 5/-1 17:35
12/10 @ VAN	DND	0-0 1/-2 20:47	BUF	MIN	MIN	0-2 2/1 18:06
12/12 vs. MTL	0-0 1/0 4:36	0-2 2/0 24:33	BUF	MIN	MIN	0-0 1/-1 21:21
12/14 @ NYR	0-0 0/0 5:00	0-1 1/0 21:52	BUF	MIN	MIN	0-1 1/1 21:34
12/16 @ FLA	0-0 1/-1 6:23	0-1 3/2 23:33	BUF	MIN	MIN	0-0 1/0 18:38
12/17 vs. DAL	DND	0-1 0/1 22:55	BUF	MIN	MIN	2-1 2/1 19:21
12/19 vs. NJ	0-0 1/-1 7:13	0-2 0/1 21:30	BUF	MIN	MIN	0-0 3/-2 18:47
12/21 vs. MTL	DND	0-2 2/0 23:10	BUF	MIN	MIN	0-0 3/0 21:34
12/23 @ BOS	DND	0-0 1/-1 21:34	BUF	MIN	MIN	0-0 2/-2 19:08
12/26 @ TB	0-0 0/0 7:02	0-0 1/-1 23:19	BUF	MIN	MIN	0-0 2/-2 17:49
12/28 @ NJ	0-0 1/1 7:54	0-1 2/1 20:07	BUF	MIN	MIN	0-0 3/-1 17:27
12/30 @ BOS	0-0 0/1 2:53	0-0 0/0 19:37	BUF	MIN	MIN	0-0 2/0 20:21
1/1 @ BUF	DND	0-1 2/-1 22:46	BUF	MIN	MIN	0-1 2/-1 19:25
1/2 @ NYI	DND	0-3 1/2 24:36	BUF	MIN	MIN	1-0 4/-2 19:08
1/5 @ PIT	0-0 0/2 5:56	0-0 3/-3 17:53	BUF	MIN	MIN	0-0 0/0 17:47
1/7 vs. NYR	0-1 0/1 5:56	0-0 2/0 23:39	BUF	MIN	MIN	0-0 5/-1 23:47
1/9 vs. WSH	0-0 1/0 10:05	0-1 0/-2 19:35	BUF	MIN	MIN	0-0 1/-2 20:49
1/12 vs. OTT	1-0 1/1 10:27	1-0 4/2 22:10	BUF	MIN	MIN	0-1 0/0 17:53
1/14 vs. BUF	0-0 0/0 5:27	0-1 2/0 22:43	BUF	MIN	MIN	0-0 3/-1 23:24
1/16 @ CAR	0-1 1/1 10:56	0-1 1/2 22:45	BUF	MIN	MIN	1-1 3/1 15:11
1/18 @ FLA	0-0 4/0 8:28	0-0 0/0 20:50	BUF	MIN	MIN	0-0 2/0 17:44
1/19 vs. TOR	0-0 1/0 5:44	0-0 1/0 21:08	BUF	MIN	MIN	1-0 1/1 18:26
1/21 vs. CAR	0-0 0/0 6:51	0-0 1/-1 24:43	BUF	MIN	MIN	1-0 1/-1 18:50
1/23 @ TB	0-0 1/0 5:56	0-0 1/1 25:59	BUF	MIN	MIN	0-0 2/0 18:56
1/26 vs. ANA	0-0 1/0 8:49	0-1 2/0 19:38	BUF	MIN	MIN	0-1 0/-1 15:40
1/28 @ PHI	0-0 1/0 7:17	0-0 1/1 23:41	BUF	MIN	MIN	1-0 2/1 14:36
1/30 @ NSH	0-0 1/0 7:47	0-0 1/1 25:06	BUF	MIN	MIN	0-0 3/-1 15:48
2/2 vs. TB	0-0 1/0 6:51	0-0 1/-1 25:47	BUF	MIN	MIN	0-0 1/-1 15:29
2/5 @ WSH	DND	1-0 3/-1 20:05	BUF	MIN	MIN	1-1 4/1 16:52
2/6 vs. FLA	DND	0-1 1/-1 20:56	BUF	MIN	MIN	0-0 1/-2 14:33
2/10 @ COL	0-0 0/0 8:23	0-0 2/0 21:58	BUF	MIN	MIN	0-0 3/0 17:36
2/12 @ MIN	0-0 0/1 7:24	0-0 0/0 24:32	BUF	MIN	0-0 1/0 9:36	0-0 1/0 19:55
2/13 @ CHI	0-0 0/1 5:53	1-0 4/0 24:04	BUF	MIN	0-0 2/-2 20:56	0-1 1/1 12:04
3/2 vs. FLA	0-0 3/0 6:09	0-1 0/0 19:59	BUF	MIN	MIN	1-1 2/2 15:18
3/4 vs. NYI	DND	0-0 2/0 20:30	1-0 2/1 13:58	MIN	MIN	0-1 1/2 17:36
3/6 @ TB	DND	0-0 1/-2 22:17	0-0 2/-2 16:00	MIN	MIN	0-1 3/-1 19:25
3/7 vs. CAR	DND	0-0 0/-1 18:47	0-0 1/-1 15:49	MIN	MIN	0-0 2/-1 18:38
3/9 vs. NSH	DND	0-0 0/0 23:36	0-0 5/0 17:53	MIN	MIN	0-0 2/0 16:25
3/11 @ CBJ	0-0 0/0 6:39	0-0 2/0 21:56	0-0 3/-1 13:52	MIN	MIN	0-0 1/1 18:44
3/12 vs. NYR	0-0 0/1 9:38	0-0 3/-1 24:03	1-0 2/-1 14:43	MIN	MIN	0-1 3/-1 16:52
3/14 vs. PHX	0-0 2/0 6:45	0-1 2/0 26:39	0-0 1/0 18:00	MIN	MIN	0-0 5/0 18:07
3/16 vs. BUF	DND	0-1 1/0 23:31	0-1 1/1 13:58	MIN	MIN	0-1 1/1 15:21
3/18 vs. OTT	0-0 0/1 7:17	0-1 2/-2 19:22	0-0 0/0 14:31	MIN	MIN	0-0 3/0 17:00
3/20 vs. PHI	0-0 1/0 6:31	0-2 0/3 20:30	0-2 2/2 19:24	MIN	MIN	0-0 1/1 15:26
3/21 @ PHI	0-0 1/0 8:32	0-0 1/-1 20:51	0-1 1/2 16:26	MIN	MIN	1-1 3/2 16:42
3/23 vs. BOS	0-0 1/0 8:25	0-0 1/-1 22:13	0-0 0/1 17:36	MIN	MIN	0-0 2/3 17:21
3/25 vs. TOR	0-0 1/0 6:06	0-0 1/-2 21:30	0-0 1/0 15:06	MIN	MIN	0-1 0/-1 20:23
3/27 @ CAR	DND	0-1 2/2 21:04	0-0 2/1 14:25	0-0 0/0 10:06	MIN	1-0 4/1 19:06
3/29 vs. CAR	DND	0-0 1/1 21:15	0-0 2/1 16:50	0-0 1/0 11:03	MIN	0-0 2/-2 18:36
3/30 @ TOR	DND	0-0 1/-1 21:30	0-0 1/-1 15:37	0-0 0/0 12:47	MIN	0-0 2/-1 18:44
4/1 @ WSH	DND	0-0 1/-1 22:56	0-0 0/0 18:58	1-0 2/1 12:16	MIN	0-0 1/0 21:02
4/3 @ PIT	0-0 0/0 7:23	0-1 0/0 25:04	0-1 1/1 13:58	1-0 3/0 12:27	MIN	1-0 4/1 17:39
4/6 vs. NJ	DND	0-0 0/1 22:43	0-0 1/0 15:14	0-0 0/0 12:37	MIN	0-0 0/0 19:41
4/9 @ WSH	0-0 0/0 9:28	0-0 1/-1 19:41	1-0 2/1 12:51	MIN	0-1 3/0 16:31	0-0 1/-2 16:50
4/10 vs. PIT	0-0 1/0 4:45	0-0 1/0 19:45	0-1 0/1 12:47	MIN	0-0 0/1 9:46	0-0 0/0 23:54

Goals-Assists Shots-Plus/Minus Time-On-Ice, DND-Did Not Dress, INJ-Injured, MIN-Minor Leagues

# 2009-10 SEASON-IN-REVIEW

## PLAYER GAME-BY-GAME

Date/Opp.	#61 AFINOGENOV	#76 ARTYUKHIN	#51 LEHMAN	#77 KUBINA	#80 ANTROPOV	#1 HEDBERG	#31 PAVELEC
10/3 vs. TB	0-1 3/-1 14:54	ANA	MIN	0-1 1/1 20:22	0-0 2/2 16:46	DNP	3/39 W 60
10/6 @ STL	0-0 1/-1 13:58	ANA	MIN	0-1 1/1 20:56	0-0 0/-1 16:59	DNP	2/31 W 60
10/10 @ OTT	0-0 3/-1 17:57	ANA	MIN	0-1 2/1 24:42	0-1 0/1 18:13	DNP	4/34 L 59
10/16 @ NJ	0-1 2/-1 11:18	ANA	MIN	0-1 0/0 23:08	0-1 0/-1 14:46	DNP	2/30 W 60
10/17 @ BUF	1-0 4/0 13:59	ANA	MIN	0-0 0/0 23:33	0-2 0/1 15:51	2/42 W 60	DNP
10/20 @ MTL	0-0 1/0 14:44	ANA	MIN	0-0 2/1 25:10	0-0 1/0 17:13	DNP	1/35 O 65
10/22 vs. WSH	1-1 3/-1 17:47	ANA	MIN	0-0 2/-1 21:19	0-2 2/0 18:07	0/14 26	5/14 L 32
10/24 vs. SJ	0-1 1/0 19:36	ANA	MIN	0-1 0/1 22:49	0-1 0/0 17:29	4/12 L 29	0/12 30
10/29 vs. WSH	0-0 3/-1 19:54	ANA	MIN	0-0 4/0 21:37	0-1 2/-1 19:23	DNP	3/31 L 59
10/31 @ OTT	1-0 2/2 16:26	ANA	MIN	0-0 1/2 24:43	0-2 0/2 16:25	DNP	1/51 W 60
11/3 @ MTL	0-1 0/0 16:45	ANA	MIN	1-0 4/0 23:32	0-2 2/-1 15:31	DNP	4/38 W 60
11/5 vs. CBJ	0-1 2/-1 21:46	ANA	MIN	1-0 4/0 22:38	0-0 0/-1 19:40	DNP	4/21 L 59
11/7 @ NYI	0-2 1/2 17:26	ANA	MIN	1-0 4/-2 22:58	0-1 2/2 16:35	1/9 20	5/36 L 40
11/8 vs. STL	0-0 5/0 20:37	ANA	MIN	0-0 4/1 25:26	0-0 7/0 18:57	2/32 W 65	DNP
11/12 @ NYR	1-0 4/1 19:01	ANA	MIN	0-0 3/0 23:57	0-2 0/1 20:01	3/36 W 60	DNP
11/13 vs. LA	2-2 3/3 29:28	ANA	MIN	0-0 0/2 13:15	0-1 0/3 18:43	DNP	0/38 W 60
11/15 vs. EDM	1-0 3/0 18:18	ANA	MIN	1-0 3/0 18:21	0-0 1/0 18:21	2/36 W 60	DNP
11/19 vs. BOS	1-1 4/2 21:52	ANA	MIN	0-1 1/2 20:40	1-0 2/2 21:36	DNP	3/42 O 65
11/21 vs. PIT	1-0 5/1 21:06	ANA	MIN	0-1 2/1 24:48	0-1 0/0 18:49	3/34 L 58	DNP
11/22 vs. TB	0-0 0/1 18:40	ANA	MIN	0-0 2/1 24:19	0-2 1/1 17:13	DNP	4/40 O 63
11/25 @ DET	0-1 1/1 16:58	ANA	MIN	0-0 1/0 22:23	0-0 1/3 16:39	DNP	0/40 W 60
11/27 @ PHO	1-1 1/0 14:36	ANA	MIN	0-1 3/4 24:02	0-0 2/1 15:09	DNP	4/36 W 60
11/28 vs. CAR	0-1 1/0 18:39	ANA	MIN	0-1 2/0 24:14	0-0 1/0 19:47	0/34 W 60	DNP
11/30 vs. FLA	1-0 1/2 19:30	ANA	MIN	0-0 1/1 21:52	0-2 1/2 18:33	3/28 W 60	DNP
12/3 vs. NYI	0-0 1/3 19:13	ANA	MIN	0-0 1/0 19:02	0-0 1/2 19:15	DNP	3/26 L 57
12/5 @ FLA	0-1 4/1 20:30	ANA	MIN	0-0 3/0 26:39	0-0 0/1 21:06	1/31 W 65	DNP
12/7 @ TOR	0-0 1/2 19:29	ANA	MIN	0-1 0/-3 21:37	0-0 3/-2 17:41	0/6 20	5/22 L 40
12/9 @ CGY	0-0 3/2 16:25	ANA	MIN	0-0 1/0 20:03	0-0 0/-1 16:29	2/31 L 59	DNP
12/10 @ VAN	0-0 1/2 23:47	ANA	MIN	0-0 0/-1 19:53	0-0 3/2 23:28	DNP	4/38 L 59
12/12 vs. MTL	0-0 3/-1 21:07	ANA	MIN	0-1 1/1 19:26	1-0 3/0 20:48	3/19 W 61	DNP
12/14 @ NYR	0-0 4/0 16:11	ANA	MIN	0-0 3/1 25:04	0-0 2/0 21:31	4/48 W 65	DNP
12/16 @ FLA	1-1 2/0 13:29	ANA	INJ	0-2 1/1 23:25	1-0 1/1 18:50	2/29 L 58	DNP
12/17 vs. DAL	1-2 2/-1 14:45	ANA	INJ	0-1 4/1 23:27	1-0 3/-1 17:36	DNP	5/47 W 61
12/19 vs. NJ	0-0 2/-3 18:48	ANA	INJ	1-1 2/-2 22:31	1-1 3/1 16:17	DNP	5/42 L 59
12/21 vs. MTL	0-1 3/1 16:13	ANA	INJ	0-1 4/1 23:58	2-0 5/1 18:53	2/23 O 62	DNP
12/23 @ BOS	1-2 2/2 19:49	ANA	INJ	0-0 1/0 21:20	0-1 3/1 21:20	4/22 L 38	3/8 11
12/26 @ TB	0-1 1/1 17:58	ANA	INJ	0-0 0/-1 21:26	1-1 1/1 19:11	DNP	4/34 L 59
12/28 @ NJ	0-0 0/-1 19:34	ANA	INJ	0-1 3/1 21:38	0-0 1/0 20:24	3/26 L 59	DNP
12/30 @ BOS	0-0 2/0 16:23	ANA	INJ	0-0 2/-1 21:15	0-0 1/0 17:24	3/10 L 17	DNP
1/1 @ BUF	0-0 1/0 17:47	ANA	MIN	0-0 1/2 22:58	0-1 2/1 17:48	4/23 O 64	DNP
1/2 @ NYI	2-2 3/0 21:19	ANA	MIN	0-0 3/0 26:31	1-0 1/3 20:36	5/36 O 65	DNP
1/5 @ PIT	0-0 2/-3 19:09	ANA	MIN	0-1 0/-3 18:47	INJ	DNP	5/37 L 60
1/7 vs. NYR	0-0 3/0 15:28	ANA	MIN	0-1 2/0 24:38	INJ	1/30 W 65	DNP
1/9 vs. WSH	1-0 3/-2 17:30	ANA	MIN	0-1 3/0 20:16	INJ	4/9 L 25	4/28 35
1/12 vs. OTT	0-0 2/-1 14:39	ANA	MIN	1-0 3/0 24:49	INJ	DNP	1/31 W 60
1/14 vs. BUF	0-0 4/-1 14:23	ANA	MIN	0-0 4/1 24:12	0-0 0/0 13:38	DNP	2/32 O 62
1/16 @ CAR	0-1 2/1 13:50	ANA	MIN	0-0 1/1 21:26	1-1 1/2 21:21	DNP	3/30 W 60
1/18 @ FLA	0-0 2/-1 17:51	ANA	MIN	0-0 4/0 26:21	0-0 2/0 19:40	1/24 L 58	DNP
1/19 vs. TOR	0-1 4/1 16:38	ANA	MIN	0-0 1/0 20:18	0-0 3/1 18:41	DNP	3/40 W 60
1/21 vs. CAR	0-0 2/0 17:43	ANA	MIN	0-0 1/-1 21:14	0-1 1/1 21:48	DNP	4/21 L 59
1/23 @ TB	0-0 2/0 18:46	ANA	MIN	0-1 6/1 26:09	1-0 3/1 19:17	1/26 O 65	DNP
1/26 vs. ANA	1-0 3/-1 14:28	ANA	MIN	0-0 2/0 22:11	0-0 0/0 18:46	1/35 W 60	DNP
1/28 @ PHI	0-0 2/1 13:22	ANA	MIN	0-2 5/0 23:34	0-1 0/1 21:13	3/37 W 60	DNP
1/30 @ NSH	0-0 3/0 13:54	ANA	MIN	0-0 1/0 25:25	0-2 0/-1 20:39	4/31 L 58	DNP
2/2 vs. TB	0-1 2/0 14:27	ANA	MIN	0-0 2/-1 25:13	0-0 4/0 22:32	DNP	2/24 L 59
2/5 @ WSH	0-0 3/0 14:07	ANA	MIN	0-0 2/-1 25:42	0-0 2/2 14:35	DNP	4/31 L 60
2/6 vs. FLA	1-0 4/-1 16:00	ANA	MIN	0-2 1/-1 22:37	0-3 2/1 16:05	2/28 W 60	DNP
2/10 @ COL	0-0 3/0 16:17	ANA	MIN	0-0 3/-1 25:00	1-1 6/0 15:03	4/35 O 60	DNP
2/12 @ MIN	0-0 4/0 17:33	ANA	MIN	0-2 1/0 26:22	1-0 1/1 18:20	2/38 W 60	DNP
2/13 @ CHI	1-0 2/0 16:53	ANA	MIN	0-2 3/1 25:31	0-2 1/1 19:58	DNP	4/40 O 65
3/2 vs. FLA	0-2 2/2 12:01	DND	MIN	1-0 4/0 24:54	0-0 2/0 14:31	2/36 W 60	DNP
3/4 vs. NYI	1-1 3/2 15:01	DND	MIN	0-0 1/0 24:48	1-2 1/1 14:17	3/37 W 60	DNP
3/6 @ TB	0-0 1/2 20:02	0-1 2/-1 11:53	MIN	0-0 1/2 22:28	0-1 4/1 16:58	6/30 L 59	DNP
3/7 vs. CAR	0-0 1/-1 13:46	0-0 2/0 9:03	MIN	0-0 4/-1 24:18	0-0 0/-1 13:01	DNP	4/33 L 60
3/9 vs. NSH	0-0 1/0 17:34	0-0 0/0 8:06	MIN	0-0 3/-1 22:49	1-0 3/0 18:44	2/32 L 58	DNP
3/11 @ CBJ	0-0 2/1 17:40	DND	MIN	0-0 1/1 21:59	0-0 1/1 17:28	2/21 L 59	DNP
3/12 vs. NYR	0-0 1/-1 16:32	0-0 0/-1 9:59	MIN	0-1 2/2 19:13	0-0 3/-1 18:34	4/34 L 59	DNP
3/14 vs. PHX	1-1 2/-1 19:07	DND	MIN	0-0 6/0 28:28	1-1 4/-1 19:25	DNP	2/34 O 65
3/16 vs. BUF	1-1 1/1 19:45	0-0 0/-1 6:57	MIN	0-0 1/1 21:20	1-1 2/1 19:17	3/32 W 60	DNP
3/18 vs. OTT	0-2 3/-1 19:35	0-1 1/-1 6:01	MIN	0-1 1/2 22:18	2-0 3/-1 19:46	3/39 W 60	DNP
3/20 vs. PHI	0-1 1/0 17:18	0-1 1/0 8:56	MIN	0-0 2/3 20:49	1-1 1/1 15:59	2/27 W 60	DNP
3/21 @ PHI	0-0 3/0 17:58	0-0 2/-1 8:01	MIN	0-0 5/-1 23:39	0-0 1/0 17:55	DNP	1/45 W 60
3/23 vs. BOS	0-0 2/-1 18:12	0-0 1/0 8:24	MIN	0-0 3/-1 23:14	0-0 0/-1 17:48	4/33 L 60	DNP
3/25 vs. TOR	0-0 0/-1 18:51	0-0 0/0 7:03	MIN	0-0 1/2 18:50	0-0 0/-1 21:03	DNP	2/30 O 61
3/27 @ CAR	0-1 1/1 16:33	1-0 4/1 9:01	MIN	0-1 1/2 20:36	0-0 6/1 17:05	0/34 W 60	DNP
3/29 vs. CAR	0-0 2/-1 16:35	0-0 0/-1 8:20	MIN	0-0 4/-2 20:48	1-0 1/0 17:35	3/21 L 59	DNP
3/30 @ TOR	1-1 4/1 14:58	1-0 2/1 10:25	MIN	0-0 0/0 12:39	1-1 1/1 14:24	DNP	2/29 W 60
4/1 @ WSH	0-0 3/-1 16:03	0-0 0/0 6:38	MIN	INJ	0-0 0/-1 18:18	DNP	2/24 L 59
4/3 @ PIT	1-0 3/0 21:51	DND	MIN	INJ	0-1 1/0 19:21	4/35 O 63	DNP
4/6 vs. NJ	0-0 0/-3 16:26	0-0 2/0 8:18	MIN	INJ	0-0 4/-3 16:49	3/27 L 58	DNP
4/9 @ WSH	0-0 3/-3 17:10	1-0 3/-1 10:49	MIN	INJ	INJ	DNP	5/47 L 60
4/10 vs. PIT	0-0 1/0 22:19	DND	MIN	INJ	INJ	0/33 W 60	DNP

Goals-Assists Shots-Plus/Minus Time-On-Ice, DND-Did Not Dress, INJ-Injured, SUS-Suspended, MIN-Minor Leagues; Goalies: Goals Allowed-Shots Decision Minutes

### GAME-BY-GAME ATTENDANCE

NO.	DAY	DATE	OPPONENT	ATTENDANCE	TOTAL	SELLOUT
1	Sat.	Oct. 3	Tampa Bay	18,545	18,545	1
2	Thurs.	Oct. 22	Washington	13,192	31,737	
3	Sat.	Oct. 24	San Jose	14,945	46,682	
4	Thurs.	Oct. 29	Washington	12,893	59,575	
5	Thurs.	Nov. 5	Columbus	10,878	70,453	
6	Sun.	Nov. 8	St. Louis	10,904	81,357	
7	Fri.	Nov. 13	Los Angeles	15,638	96,995	
8	Sun.	Nov. 15	Edmonton	11,091	108,086	
9	Thurs.	Nov. 19	Boston	12,112	120,198	
10	Sat.	Nov. 21	Pittsburgh	17,588	137,786	
11	Sun.	Nov. 22	Tampa Bay	13,342	151,128	
12	Sat.	Nov. 28	Philadelphia	16,018	167,146	
13	Mon.	Nov. 30	Florida	10,310	177,456	
14	Thurs.	Dec. 3	NY Islanders	11,704	189,160	
15	Sat.	Dec. 12	Montreal	16,616	205,776	
16	Thurs.	Dec. 17	Dallas	11,957	217,733	
17	Sat.	Dec. 19	New Jersey	14,616	232,349	
18	Mon.	Dec. 21	Montreal	15,075	247,424	
19	Thurs.	Jan. 7	NY Rangers	9,179	256,603	
20	Sat.	Jan. 9	Washington	16,767	273,370	
21	Tues.	Jan. 12	Ottawa	10,017	283,387	
22	Thurs.	Jan. 14	Buffalo	11,313	294,700	
23	Tues.	Jan. 19	Toronto	10,208	304,908	
24	Thurs.	Jan. 21	Carolina	10,472	315,380	
25	Tues.	Jan. 26	Anaheim	12,984	328,364	
26	Tues.	Feb. 2	Tampa Bay	11,390	339,754	
27	Sat.	Feb. 6	Florida	16,743	356,497	
28	Tues.	Mar. 2	Florida	13,818	370,315	
29	Thurs.	Mar. 4	NY Islanders	14,776	385,091	
30	Sun.	Mar. 7	Carolina	15,306	400,397	
31	Tues.	Mar. 9	Nashville	11,106	411,503	
32	Fri.	Mar. 12	NY Rangers	15,571	427,074	
33	Sun.	Mar. 14	Phoenix	15,914	442,988	
34	Tues.	Mar. 16	Buffalo	12,540	455,528	
35	Thurs.	Mar. 18	Ottawa	12,718	468,246	
36	Sat.	Mar. 20	Philadelphia	17,024	485,271	
37	Tues.	Mar. 23	Boston	14,042	499,313	
38	Thurs.	Mar. 25	Toronto	14,148	513,461	
39	Mon.	Mar. 29	Carolina	13,440	526,901	
40	Tues.	Apr. 6	New Jersey	12,038	538,939	
41	Sat.	Apr. 10	Pittsburgh	18,959	557,898	2

Avg. 13,607

# 2009-10 SEASON-IN-REVIEW

## GOALS & SHOTS BY PERIOD

Game/Date/Opp.	THRASHERS GOALS					OPPONENTS GOALS					THRASHERS SHOTS					OPPONENTS SHOTS				
	1	2	3	OT	T	1	2	3	OT	T	1	2	3	OT	T	1	2	3	OT	T
1 10/3 TB	2	2	2	-	6	0	2	1	-	3	8	10	10	-	28	12	13	14	-	39
2 10/8 @ STL	2	1	1	-	4	1	0	1	-	2	5	6	11	-	22	5	14	12	-	31
3 10/10 @ OTT	2	0	0	-	2	2	1	1	-	4	12	8	8	-	28	10	10	14	-	34
4 10/16 @ NJ	0	1	3	-	4	0	1	1	-	2	4	9	6	-	19	15	5	10	-	30
5 10/17 @ BUF	2	1	1	-	4	0	1	1	-	2	16	7	4	-	27	13	9	20	-	42
6 10/20 @ MTL	0	0	1	0	1	1	0	0	0	2	7	6	10	0	23	8	13	7	7	35
7 10/22 WSH	2	0	2	-	4	2	3	0	-	5	9	7	10	-	26	9	6	13	-	28
8 10/24 SJ	0	2	1	-	3	2	2	0	-	4	13	7	7	-	27	9	5	10	-	24
9 10/29 WSH	0	0	3	-	3	2	1	1	-	4	8	13	20	-	41	13	8	11	-	32
10 10/31 @ OTT	1	1	1	-	3	0	0	1	-	1	13	5	3	-	21	8	18	25	-	51
11 11/3 @ MTL	2	1	2	-	5	0	2	2	-	4	13	8	9	-	30	9	16	13	-	38
12 11/5 CBJ	0	2	1	-	3	2	2	0	-	4	6	18	11	-	35	11	8	2	-	21
13 11/7 @ NYI	1	1	1	-	3	3	2	1	-	6	11	10	13	-	34	21	15	9	-	45
14 11/8 STL	0	0	2	0	3	0	1	1	0	2	8	9	20	3	40	7	8	13	4	32
15 11/12 @ NYR	1	3	1	-	5	1	1	1	-	3	10	12	5	-	27	8	10	18	-	36
16 11/13 LA	0	4	3	-	7	0	0	0	-	0	8	8	5	-	21	11	12	15	-	36
17 11/15 EDM	1	1	1	-	3	0	2	0	-	2	5	13	12	-	30	6	18	12	-	38
18 11/19 BOS	0	2	1	0	3	2	1	0	0	4	7	11	14	3	35	13	13	15	1	42
19 11/21 PIT	0	0	2	-	2	1	2	0	-	3	9	8	16	-	33	9	15	10	-	34
20 11/22 TB	0	0	3	0	3	0	2	1	1	4	8	8	15	0	31	15	9	14	2	40
21 11/25 @ DET	1	1	0	-	2	0	0	0	-	0	8	10	7	-	25	19	6	15	-	40
22 11/27 @ CAR	0	1	5	-	6	1	3	0	-	4	9	11	14	-	34	15	12	9	-	36
23 11/28 PHI	0	1	0	-	1	0	0	0	-	0	3	12	3	-	18	12	9	13	-	34
24 11/30 FLA	2	1	1	-	4	2	1	0	-	3	9	14	12	-	35	12	5	11	-	28
25 12/3 NYI	1	0	0	-	1	0	2	2	-	4	9	8	10	-	27	11	9	7	-	27
26 12/5 @ FLA	0	0	1	0	2	0	0	1	-	1	10	15	12	0	37	12	7	7	5	31
27 12/7 @ TOR	0	0	2	-	2	0	5	0	-	5	9	6	9	-	24	10	12	6	-	28
28 12/9 @ CGY	0	0	1	-	1	0	2	1	-	3	11	6	8	-	25	9	14	9	-	32
29 12/10 @ VAN	1	1	0	-	2	2	2	0	-	4	11	6	7	-	24	7	15	16	-	38
30 12/12 MTL	0	3	0	1	4	1	2	0	0	3	9	16	7	2	34	10	4	5	0	19
31 12/14 @ NYR	1	0	1	0	3	0	1	1	0	2	6	13	5	3	27	16	19	12	1	48
32 12/16 @ FLA	0	1	2	-	3	2	1	1	-	4	8	8	7	-	23	13	11	5	-	29
33 12/17 DAL	1	2	2	1	6	2	1	2	0	5	6	9	9	1	25	17	16	14	0	47
34 12/19 NJ	3	0	1	-	4	1	3	1	-	5	6	12	8	-	26	24	9	9	-	42
35 12/21 MTL	1	0	2	0	3	0	2	1	1	4	18	18	12	2	50	3	10	9	1	23
36 12/23 @ BOS	2	0	2	-	4	3	1	2	-	6	11	7	11	-	29	10	7	14	-	31
37 12/26 @ TB	1	1	1	-	3	1	1	2	-	4	6	15	6	-	27	14	13	7	-	34
38 12/28 @ NJ	1	0	1	-	2	2	0	1	-	3	9	8	9	-	26	13	7	6	-	26
39 12/30 @ BOS	0	0	0	-	0	3	1	0	-	4	7	6	5	-	18	13	12	5	-	30
40 1/1 @ BUF	0	3	0	0	3	0	1	2	1	4	10	17	4	4	35	2	11	9	1	23
41 1/2 @ NYI	0	4	1	0	5	3	2	0	0	6	5	14	7	1	27	17	10	6	3	36
42 1/5 @ PIT	0	2	0	-	2	0	3	2	-	5	16	8	9	-	33	12	12	13	-	37
43 1/7 NYR	0	0	1	0	2	0	1	0	0	1	12	12	6	2	32	6	13	7	4	30
44 1/9 WSH	0	1	0	-	1	3	1	4	-	8	18	15	6	-	39	7	17	13	-	37
45 1/12 OTT	3	2	1	-	6	1	0	0	-	1	14	6	8	-	28	5	17	9	-	31
46 1/14 BUF	0	1	0	0	1	0	1	0	1	2	14	13	6	0	33	8	5	13	6	32
47 1/16 @ CAR	1	2	2	-	5	1	0	2	-	3	14	13	10	-	37	10	10	12	-	32
48 1/18 @ FLA	0	0	0	-	0	0	1	0	-	1	8	5	14	-	27	11	9	4	-	24
49 1/19 TOR	0	2	2	-	4	2	0	1	-	3	11	13	8	-	32	8	18	14	-	40
50 1/21 CAR	0	1	1	-	2	2	2	1	-	5	8	13	13	-	34	8	10	4	-	22
51 1/23 @ TB	1	0	0	0	1	1	0	0	0	2	10	10	15	3	38	7	10	6	3	26
52 1/26 ANA	0	1	1	-	2	0	1	0	-	1	14	14	6	-	34	9	11	15	-	35
53 1/28 @ PHI	1	0	3	-	4	0	3	0	-	3	7	13	8	-	28	12	12	13	-	37
54 1/30 @ NSH	1	2	0	-	3	2	1	1	-	4	10	6	10	-	26	10	11	10	-	31
55 2/2 TB	0	1	0	-	1	2	0	0	-	2	7	11	9	-	27	7	6	11	-	24
56 2/5 @ WSH	1	0	1	-	2	1	1	3	-	5	8	22	15	-	45	11	9	12	-	32
57 2/6 FLA	0	2	2	-	4	2	0	0	-	2	12	15	7	-	34	12	5	11	-	28
58 2/10 @ COL	1	1	1	0	3	1	0	2	1	4	11	16	9	0	36	12	6	16	1	35
59 2/12 @ MIN	2	0	1	-	3	2	0	0	-	2	12	3	9	-	24	13	15	10	-	38
60 2/13 @ CHI	1	3	0	0	4	3	0	1	0	5	8	12	4	3	27	9	12	14	5	40
61 3/2 FLA	2	2	0	-	4	2	0	0	-	2	8	16	15	-	39	13	10	13	-	36
62 3/4 NYI	4	2	0	-	6	1	0	2	-	3	10	9	3	-	22	21	10	6	-	37
63 3/6 @ TB	1	1	0	-	2	3	1	2	-	6	10	13	8	-	31	14	11	5	-	30
64 3/7 CAR	0	0	0	-	0	1	1	2	-	4	4	14	9	-	27	15	6	12	-	33
65 3/9 NSH	0	1	0	-	1	2	0	0	-	2	7	9	15	-	31	12	8	12	-	32
66 3/11 @ CBJ	0	0	1	-	1	1	1	0	-	2	8	4	17	-	29	12	8	1	-	21
67 3/12 NYR	0	1	1	-	2	3	1	1	-	5	8	12	11	-	31	12	14	9	-	35
68 3/14 PHX	0	0	2	-	2	0	1	1	-	3	10	16	11	4	41	4	13	14	3	34
69 3/16 BUF	3	0	1	-	4	1	1	1	-	3	13	6	7	-	26	9	14	9	-	32
70 3/18 OTT	1	2	3	-	6	0	3	0	-	3	9	12	6	-	27	15	13	11	-	39
71 3/20 PHI	2	1	2	-	5	1	1	0	-	2	9	11	8	-	28	9	3	15	-	27
72 3/21 @ PHI	2	0	1	-	3	0	0	1	-	1	10	11	10	-	31	16	19	10	-	45
73 3/23 BOS	0	0	0	-	0	1	2	1	-	4	7	10	10	-	27	10	12	11	-	33
74 3/25 TOR	1	0	0	0	1	1	0	0	1	2	6	8	6	-	20	10	6	12	2	30
75 3/27 @ CAR	0	3	1	-	4	0	0	0	-	0	18	11	14	-	43	6	9	19	-	34
76 3/29 CAR	1	0	0	-	1	0	2	2	-	4	4	13	10	-	27	9	8	5	-	22
77 3/30 @ TOR	0	2	1	-	3	0	1	1	-	2	4	13	8	-	25	8	7	14	-	29
78 4/1 @ WSH	0	1	0	-	1	1	0	1	-	2	6	7	7	-	20	7	6	11	-	24
79 4/3 @ PIT	1	1	1	0	3	0	1	2	1	4	6	11	5	2	24	12	9	12	2	35
80 4/6 NJ	0	0	0	-	0	1	1	1	-	3	8	9	2	-	19	8	11	8	-	27
81 4/9 @ WSH	0	2	0	-	2	1	1	3	-	5	11	8	12	-	31	16	13	18	-	47
82 4/10 PIT	0	1	0	-	1	0	0	0	-	0	4	9	9	-	22	9	11	13	-	33
<b>Season Totals</b>	<b>61</b>	<b>82</b>	<b>85</b>	<b>2</b>	<b>234</b>	<b>85</b>	<b>90</b>	<b>68</b>	<b>7</b>	<b>256</b>	<b>754</b>	<b>866</b>	<b>756</b>	<b>33</b>	<b>2409</b>	<b>895</b>	<b>872</b>	<b>898</b>	<b>51</b>	<b>2716</b>

# 2009-10 SEASON-IN-REVIEW

## GAME-BY-GAME SPECIAL TEAMS

Game/Date/Opp.	POWER PLAY		PENALTY KILLING	
	GF	ATT	GA	ATT
1 10/3 TB	1	3	1	3
2 10/8 @ STL	1	2	0	3
3 10/10 @ OTT	0	3	1	3
4 10/16 @ NJ	2	3	0	6
5 10/17 @ BUF	2	5	1	5
6 10/20 @ MTL	0	4	0	5
7 10/22 WSH	2	8	0	7
8 10/24 SJ	1	4	2	4
9 10/29 WSH	1	2	2	5
10 10/31 @ OTT	0	2	1	4
11 11/3 @ MTL	1	4	0	3
12 11/5 CBJ	2	8	0	2
13 11/7 @ NYI	0	3	1	3
14 11/8 STL	0	6	1	4
15 11/12 @ NYR	2	5	1	4
16 11/13 LA	1	3	0	5
17 11/15 EDM	2	3	0	5
18 11/19 BOS	1	7	1	2
19 11/21 PIT	0	3	1	3
20 11/22 TB	0	3	1	5
21 11/25 @ DET	1	4	0	3
22 11/27 @ CAR	0	2	0	5
23 11/28 PHI	1	4	0	4
24 11/30 FLA	0	1	1	3
25 12/3 NYI	0	2	1	3
26 12/5 @ FLA	0	4	1	4
27 12/7 @ TOR	1	2	0	4
28 12/9 @ CGY	0	3	0	4
29 12/10 @ VAN	1	4	0	2
30 12/12 MTL	1	7	1	4
31 12/14 @ NYR	1	3	2	5
32 12/16 @ FLA	0	2	0	4
33 12/17 DAL	3	4	2	4
34 12/19 NJI	1	2	1	2
35 12/21 MTL	1	6	2	3
36 12/23 @ BOS	0	4	3	5
37 12/26 @ TB	0	3	0	1
38 12/28 @ NJ	0	1	1	2
39 12/30 @ BOS	0	4	1	5
40 1/1 @ BUF	1	6	0	3
41 1/2 @ NYI	1	5	0	4
42 1/5 @ PIT	0	2	1	4
43 1/7 NYR	0	2	0	3
44 1/9 WSH	0	3	2	3
45 1/12 OTT	1	5	0	2
46 1/14 BUF	1	7	1	7
47 1/16 @ CAR	0	3	2	4
48 1/18 @ FLA	0	3	0	4
49 1/19 TOR	1	7	0	5
50 1/21 CAR	0	6	3	4
51 1/23 @ TB	0	6	1	4
52 1/26 ANA	1	4	0	4
53 1/28 @ PHI	0	4	0	3
54 1/30 @ NSH	1	3	0	3
55 2/2 TB	0	3	0	3
56 2/5 @ WSH	1	3	1	5
57 2/6 FLA	1	4	0	7
58 2/10 @ COL	0	4	0	4
59 2/12 @ MIN	1	7	1	4
60 2/13 @ CHI	1	5	1	6
61 3/2 FLA	1	5	1	8
62 3/4 NYI	1	3	2	5
63 3/6 @ TB	0	5	1	4
64 3/7 CAR	0	3	2	7
65 3/9 NSH	0	2	1	2
66 3/11 @ CBJ	0	2	1	4
67 3/12 NYR	1	4	2	6
68 3/14 PHX	2	8	1	4
69 3/16 BUF	0	5	1	4
70 3/18 OTT	2	6	0	4
71 3/20 PHI	0	3	0	3
72 3/21 @ PHI	0	3	0	3
73 3/23 BOS	0	2	0	2
74 3/25 TOR	1	2	0	2
75 3/27 @ CAR	1	3	0	4
76 3/29 CAR	1	6	0	4
77 3/30 @ TOR	0	2	0	2
78 4/1 @ WSH	0	3	0	1
79 4/3 @ PIT	1	3	2	5
80 4/6 NJ	0	2	0	2
81 4/9 @ WSH	0	2	0	5
82 4/10 PIT	0	7	0	5
<b>Season Totals</b>	<b>51</b>	<b>316</b>	<b>57</b>	<b>320</b>

# 2009-10 SEASON-IN-REVIEW

## PLAYER TRANSACTIONS

### 2009-10 TRANSACTIONS

- Oct. 2, 2009: Claimed D **Christoph Schubert** off waivers from the Ottawa Senators  
Oct. 6, 2009: Assigned F **Josh Gratton** to the Chicago Wolves (AHL)  
Oct. 8, 2009: Traded F **Jordan LaVallee** to Columbus for future considerations  
Oct. 20, 2009: Re-Signed F **Rich Peverley** to Multiple-Year Contract  
Oct. 27, 2009: Recalled F **Jason Krog** from the Chicago Wolves (AHL)  
Nov. 1, 2009: Reassigned F **Jason Krog** to the Chicago Wolves (AHL)  
Nov. 12, 2009: Recalled F **Spencer Machacek** from the Chicago Wolves (AHL)  
Nov. 13, 2009: Reassigned F **Spencer Machacek** to the Chicago Wolves (AHL)  
Nov. 18, 2009: Assigned D **Boris Valabik** to the Chicago Wolves (AHL) for Conditioning  
Nov. 29, 2009: Recalled D **Boris Valabik** from the Chicago Wolves (AHL)  
Dec. 3, 2009: Reassigned D **Noah Welch** to the Chicago Wolves (AHL)  
Jan. 18, 2010: Placed D **Christoph Schubert** on Injured Reserve  
Jan. 22, 2010: Assigned G **Kari Lehtonen** to the Chicago Wolves (AHL) for Conditioning  
Feb. 4, 2010: Acquired D **Johnny Oduya**, F **Niclas Bergfors**, F **Patrice Cormier** and a First- and Second-Round Selection in the 2010 NHL Draft from New Jersey in exchange for F **Ilya Kovalchuk**, D **Anssi Salmela** and Second-Round Selection in the 2010 NHL Entry Draft  
Feb. 7, 2010: Recalled G **Kari Lehtonen** from the Chicago Wolves (AHL)  
Feb. 9, 2010: Placed D **Boris Valabik** on Injured Reserve; Acquired D **Ivan Vishnevskiy** and a Fourth-Round Selection in the 2010 NHL Entry Draft from Dallas for G **Kari Lehtonen**  
Feb. 11, 2010: Recalled D **Arturs Kulda** from the Chicago Wolves (AHL)  
Feb. 14, 2010: Reassigned D **Arturs Kulda** to the Chicago Wolves (AHL)  
Feb. 24, 2010: Recalled G **Peter Mannino** from the Chicago Wolves (AHL)  
Feb. 27, 2010: Reassigned G **Peter Mannino** to the Chicago Wolves (AHL)  
Mar. 1, 2010: Acquired F **Evgeny Artyukhin** from Anaheim in exchange for D **Nathan Oystriick** and a Conditional Draft Choice in the 2011 NHL Entry Draft  
Mar. 2, 2010: Signed unrestricted free agent D **Chris Chelios**  
Mar. 2, 2010: Activated D **Christoph Schubert** from Injured Reserve  
Mar. 3, 2010: Acquired F **Clarke MacArthur** from Buffalo in exchange for a Third- and Fourth-Round Selection in the 2010 NHL Entry Draft  
Mar. 10, 2010: Recalled D **Chris Chelios** from the Chicago Wolves (AHL)  
Mar. 26, 2010: Recalled F **Tim Stapleton** from the Chicago Wolves (AHL)  
Apr. 7, 2010: Reassigned D **Chris Chelios** and F **Tim Stapleton** to the Chicago Wolves (AHL)  
Apr. 8, 2010: Recalled D **Arturs Kulda** from the Chicago Wolves (AHL)  
Apr. 11, 2010: Reassigned D **Arturs Kulda** to the Chicago Wolves (AHL)

### 2010 OFF-SEASON TRANSACTIONS

- April 14, 2010: Promoted **Don Waddell** to President and **Rick Dudley** to General Manager; Declined contract options on Head Coach **John Anderson** and Assistant Coaches **Randy Cunneynworth**, **Todd Nelson** and **Steve Weeks**.  
May 19, 2010: Signed goaltenders **Chris Carrozz** and **Edward Pasquale** to entry-level contracts.  
May 31, 2010: Signed forwards **Carl Klingberg** and **Danick Paquette**.  
June 1, 2010: Signed forwards **Jeremy Morin** and **Eric O'Dell**.  
June 8, 2010: Re-signed forward **Jim Slater**.  
June 15, 2010: Signed free agent forward **Fredrik Pettersson**.  
June 24, 2010: Named **Craig Ramsay** Head Coach.  
June 24, 2010: Traded **Mike Vernace**, **Brett Sterling** and a seventh round selection in the 2010 NHL Entry Draft to the San Jose Sharks for future considerations.  
June 24, 2010: Acquired defensemen **Dustin Byfuglien** and **Brent Sopel** and forwards **Ben Eager** and **Akim Aliu** from the Blackhawks in exchange for **Marty Reasoner**, **Joey Crabb**, **Jeremy Morin** and a first and second round selection in the 2010 NHL Entry Draft.  
June 30, 2010: Re-signed defenseman **Noah Welch**.  
July 1, 2010: Signed unrestricted free agent goaltender **Chris Mason**.  
July 1, 2010: Acquired forward **Andrew Ladd** from the Chicago Blackhawks for **Ivan Vishnevskiy** and a second round selection in the 2011 NHL Entry Draft.  
July 2, 2010: Signed unrestricted free agent defenseman **Mike Siklenka**.  
July 7, 2010: Signed free agents forward **Jared Ross** and defenseman **Jaime Sifers**.  
July 7, 2010: Re-signed forward **Eric Boulton**.  
July 8, 2010: Named **John Torchetti** Associate Coach.  
July 12, 2010: Named **Mike Stothers** Assistant Coach.  
July 22, 2010: Re-signed goaltender **Ondrej Pavelec**.  
July 28, 2010: Re-signed restricted free agent **Ben Eager**.  
July 29, 2010: Re-signed restricted free agent **Andrew Ladd**.  
July 29, 2010: Agreed to terms with restricted free agent goaltender **Peter Mannino**.  
Aug. 1, 2010: Acquired forwards **Donald Brashear** and **Patrick Rissmiller** from the New York Rangers in exchange for **Todd White**.  
Aug. 19, 2010: Signed unrestricted free agent defenseman **Freddy Meyer**.  
Aug. 19, 2010: Named **Clint Malarchuk** Goaltending Consultant.  
Aug. 23, 2010: Re-signed restricted free agent **Bryan Little**.  
Aug. 24, 2010: Signed defenseman **Andrey Zubarev**.  
Sept. 1, 2010: Acquired forward **Ian McKenzie** from Nashville in exchange for defenseman **Grant Lewis**.  
Sept. 6, 2010: Signed unrestricted free agent forward **Fredrik Modin**.  
Sept. 13, 2010: Re-signed restricted free agent forward **Niclas Bergfors**.  
Sept. 13, 2010: Signed unrestricted free agent forward **Nigel Dawes**.



**MAN-GAMES LOST DUE TO INJURY**

<b>PLAYER</b>	<b>INJURY</b>	<b>DATES MISSED</b>	<b>GAMES MISSED</b>
Nik Antropov	Lower Body	1/5-1/14	4
	Lower Body	4/9-4/10	2
Colby Armstrong	Groin	10/3	1
Zach Bogosian	Hand	3/14	1
Ron Hainsey	Lower Body	10/31-11/3	2
Evander Kane	Foot	3/7-4/3	15
Ilya Kovalchuk*	Foot	10/29-11/8	6
Pavel Kubina	Lower Body	11/15	1
	Upper Body	4/1-4/10	5
Kari Lehtonen*	Back	10/3-1/23	51
Bryan Little	Groin	11/13-11/15	2
Mark Popovic	Foot	12/9-1/19	22
	Upper Body	2/12-2/13	2
Christoph Schubert	Lower Body	1/18-2/13	13
	Hip	3/7-4/10	19
Chris Thorburn	Back	3/16-3/25	6
Boris Valabik	Ankle	10/8-11/15	16
	Knee	2/6-4/10	26
Todd White	Upper Body	3/25-4/10	9

**Team Total: 203**

\*- Traded/Waived Player



Forward Nik Antropov led the Thrashers and set a career-high with 67 points during the 2009-10 season. Antropov also set a career-high in assists (43), paced the team with a plus-13 rating and totaled a team-leading 21 power play points en route to being named the 2010 Thrashers MVP.



Defenseman Tobias Enstrom tallied a career-high 50 points and led the team with a career-high 44 assists while competing in all 82 games for the Thrashers during the 2009-10 season. Enstrom also set a franchise record for the most assists by a defenseman in a single season and became the franchise's all-time leader in points (120) and assists (104) by a defenseman.



**ATLANTA THRASHERS  
2010-11 MEDIA GUIDE**

**OPPONENTS**



# ATLANTA THRASHERS vs. ANAHEIM DUCKS

2009-10 RECORD: 1-0-0



### 2009-10 RESULTS

#### AT ATLANTA (1-0-0)

DATE/OPP.	RESULT	GWG
Jan. 26 vs. ANA	W 2-1	Afinogenov

#### AT ANAHEIM (0-0-0)

DATE/OPP.	RESULT	GWG
No Games		

### INDIVIDUAL STATISTICS

#### THRASHERS

PLAYER	GP	G	A	PTS	+/-	PIM	PP	SH
Maxim Afinogenov	1	1	0	1	-1	2	1	0
Colby Armstrong	1	1	0	1	1	0	0	0
Tobias Enstrom	1	0	1	0	0	0	0	0
Ron Hainsey	1	0	1	1	0	2	0	0
Evander Kane	1	0	1	1	0	0	0	0
Rich Peverley	1	0	1	1	-1	0	0	0
Nik Antropov	1	0	0	0	0	0	0	0
Zach Bogosian	1	0	0	0	0	0	0	0
Eric Boulton	1	0	0	0	0	2	0	0
Ilya Kovalchuk	1	0	0	0	0	0	0	0
Pavel Kubina	1	0	0	0	0	0	0	0
Bryan Little	1	0	0	0	0	0	0	0
Marty Reasoner	1	0	0	0	0	0	0	0
Anssi Salmela	1	0	0	0	0	0	0	0
Jim Slater	1	0	0	0	1	0	0	0
Chris Thorburn	1	0	0	0	0	5	0	0
Boris Valabik	1	0	0	0	0	0	0	0
Todd White	1	0	0	0	-1	0	0	0

GOALIE	GP	MINS	WL-OT	GA	SA	SV	GAA	SV%
Johan Hedberg	1	60	1-0-0	1	35	34	1.00	.971

#### DUCKS

PLAYER	GP	G	A	PTS	+/-	PIM	PP	SH
Steve Eminger	1	1	0	1	0	2	0	0
Corey Perry	1	0	1	1	0	0	0	0
Bobby Ryan	1	0	1	1	1	0	0	0
Evgeny Artyukhin	1	0	0	0	0	0	0	0
Matt Beleskey	1	0	0	0	-1	0	0	0
Troy Bodie	1	0	0	0	0	0	0	0
Nick Boynton	1	0	0	0	0	2	0	0
Sheldon Brookbank	1	0	0	0	0	0	0	0
Mike Brown	1	0	0	0	0	5	0	0
Ryan Carter	1	0	0	0	0	0	0	0
Kyle Chipchura	1	0	0	0	0	0	0	0
Ryan Getzlaf	1	0	0	0	0	0	0	0
Saku Koivu	1	0	0	0	0	0	0	0
Todd Marchant	1	0	0	0	0	0	0	0
Scott Niedermayer	1	0	0	0	0	0	0	0
Dan Sexton	1	0	0	0	0	2	0	0
Ryan Whitney	1	0	0	0	0	2	0	0
James Wisniewski	1	0	0	0	0	0	0	0

GOALIE	GP	MINS	WL-OT	GA	SA	SV	GAA	SV%
Jonas Hiller	1	59	0-1-0	2	34	32	2.03	.941

### TEAM STATISTICS

#### THRASHERS

POWER PLAY:	1-4	(25.0%)
PENALTY KILLING:	4-4	(100.0%)

#### GOALS BY PERIOD

1st	2nd	3rd	OT	TOTAL
0	1	1	0	2

#### SHOTS BY PERIOD

1st	2nd	3rd	OT	TOTAL
14	14	6	0	34

#### DUCKS

POWER PLAY:	0-4	(0.0%)
PENALTY KILLING:	3-4	(75.0%)

#### GOALS BY PERIOD

1st	2nd	3rd	OT	TOTAL
0	1	0	0	1

#### SHOTS BY PERIOD

1st	2nd	3rd	OT	TOTAL
9	11	15	0	35



ATLANTA THRASHERS vs.  
**BOSTON BRUINS**  
2009-10 RECORD: 0-3-1



**2009-10 RESULTS**

**AT ATLANTA (0-1-1)**

DATE/OPP.	RESULT	GWG
Nov. 19 vs. BOS	L 3-4 (OT)	Bergeron
Mar. 23 vs. BOS	L 0-4	Krejci

**AT BOSTON (0-2-0)**

DATE/OPP.	RESULT	GWG
Dec. 23 at BOS	L 0-4	Bitz
Dec. 30 at BOS	L 4-6	Ryder

**INDIVIDUAL STATISTICS**

**THRASHERS**

PLAYER	GP	G	A	PTS	+/-	PIM	PP	SH
Maxim Afinogenov	4	2	3	5	3	4	0	0
Ilya Kovalchuk	3	2	3	5	2	2	1	0
Nik Antropov	4	1	1	2	2	2	0	0
Tobias Enstrom	4	0	2	2	0	2	0	0
Bryan Little	4	1	0	1	-4	0	0	0
Evander Kane	3	1	0	1	-3	2	0	0
Colby Armstrong	4	0	1	1	-1	4	0	0
Zach Bogosian	4	0	1	1	-4	0	0	0
Pavel Kubina	4	0	1	1	0	2	0	0
Todd White	3	0	1	1	0	0	0	0
Ron Hainsey	4	0	0	0	-3	0	0	0
Rich Peeverley	4	0	0	0	-5	4	0	0
Marty Reasoner	4	0	0	0	-3	2	0	0
Eric Boulton	3	0	0	0	-2	7	0	0
Vyacheslav Kozlov	3	0	0	0	0	0	0	0
Christoph Schubert	3	0	0	0	-2	2	0	0
Jim Slater	3	0	0	0	0	0	0	0
Chris Thorburn	3	0	0	0	-2	0	0	0
Mark Popovic	2	0	0	0	-2	0	0	0
Boris Valabik	2	0	0	0	-1	0	0	0
Evgeny Artyukhin	1	0	0	0	0	0	0	0
Niclas Bergfors	1	0	0	0	-1	0	0	0
Clarke MacArthur	1	0	0	0	-3	0	0	0
Johnny Oduya	1	0	0	0	-1	0	0	0

GOALIE	GP	MINS	WL-OT	GA	SA	SV	GAA	SV%
Ondrej Pavelec	3	92	0-1-1	9	60	51	5.85	.850
Johan Hedberg	3	151	0-2-0	7	75	68	2.78	.907

**BRUINS**

PLAYER	GP	G	A	PTS	+/-	PIM	PP	SH
Marc Savard	2	1	4	5	2	0	1	0
Dennis Wideman	4	0	5	5	2	2	0	0
Michael Ryder	4	3	1	4	2	2	2	0
Patrice Bergeron	4	2	2	4	0	2	0	0
Zdeno Chara	4	1	3	4	1	6	1	0
Mark Recchi	4	0	4	4	1	4	0	0
Steve Begin	4	2	1	3	1	6	0	0
David Krejci	4	1	2	3	2	0	0	0
Marco Sturm	4	2	0	2	-1	2	1	0
Milan Lucic	2	1	1	2	3	0	0	0
Shawn Thornton	4	0	2	2	2	5	0	0
Blake Wheeler	4	0	2	2	1	2	0	0
Matt Hunwick	3	0	2	2	2	0	0	0
Daniel Paille	4	1	0	1	0	2	0	0
Vladimir Sobotka	4	1	0	1	2	0	0	0
Byron Bitz	3	1	0	1	1	0	0	0
Miroslav Satan	1	1	0	1	3	0	0	0
Andrew Ference	4	0	1	1	1	2	0	0
Derek Morris	2	0	1	1	0	0	0	0
Dennis Seidenberg	1	0	1	1	2	0	0	0
Johnny Boychuk	3	0	0	0	2	0	0	0
Mark Stuart	2	0	0	0	1	0	0	0
Adam McQuaid	1	0	0	0	0	2	0	0

GOALIE	GP	MINS	WL-OT	GA	SA	SV	GAA	SV%
Tuukka Rask	3	185	3-0-0	3	80	77	0.97	.962
Tim Thomas	1	60	1-0-0	4	29	25	4.00	.862

**TEAM STATISTICS**

**THRASHERS**

POWER PLAY:	1-17	(5.9%)
PENALTY KILLING:	9-14	(64.3%)

**GOALS BY PERIOD**

1st	2nd	3rd	OT	TOTAL
2	2	3	0	7

**SHOTS BY PERIOD**

1st	2nd	3rd	OT	TOTAL
32	34	40	3	109

**BRUINS**

POWER PLAY:	5-14	(35.7%)
PENALTY KILLING:	16-17	(94.1%)

**GOALS BY PERIOD**

1st	2nd	3rd	OT	TOTAL
9	5	3	0	17

**SHOTS BY PERIOD**

1st	2nd	3rd	OT	TOTAL
46	44	45	1	136



# ATLANTA THRASHERS vs. BUFFALO SABRES

2009-10 RECORD: 2-0-2



### 2009-10 RESULTS

#### AT ATLANTA (1-0-1)

DATE/OPP.	RESULT	GWG
Jan. 14 vs. BUF	L 1-2 (OT)	Roy
Mar. 16 vs. BUF	W 4-3	Slater

#### AT BUFFALO (1-0-1)

DATE/OPP.	RESULT	GWG
Oct. 17 at BUF	W 4-2	White
Jan. 1 at BUF	L 3-4 (OT)	Roy

### INDIVIDUAL STATISTICS

#### THRASHERS

PLAYER	GP	G	A	PTS	+/-	PIM	PP	SH
Nik Antropov	4	1	4	5	3	8	0	0
Ilya Kovalchuk	3	4	0	4	1	0	2	0
Tobias Enstrom	4	0	4	4	-1	0	0	0
Maxim Afinogenov	4	2	1	3	0	0	0	0
Bryan Little	4	2	1	3	1	2	1	0
Vyacheslav Kozlov	4	0	3	3	-2	0	0	0
Rich Peverley	4	0	3	3	-1	2	0	0
Niclas Bergfors	1	0	3	3	2	0	0	0
Todd White	3	1	1	2	-1	0	1	0
Evander Kane	3	1	0	1	-1	0	0	0
Jim Slater	3	1	0	1	1	2	0	0
Zach Bogosian	4	0	1	1	1	10	0	0
Clarke MacArthur	1	0	1	1	1	0	0	0
Anssi Salmela	1	0	1	1	-1	0	0	0
Colby Armstrong	4	0	0	0	-1	0	0	0
Ron Hainsey	4	0	0	0	0	4	0	0
Pavel Kubina	4	0	0	0	-2	2	0	0
Marty Reasoner	4	0	0	0	-1	2	0	0
Christoph Schubert	3	0	0	0	0	6	0	0
Chris Thorburn	3	0	0	0	0	2	0	0
Eric Boulton	2	0	0	0	0	0	0	0
Mark Popovic	2	0	0	0	3	0	0	0
Evgeny Artyukhin	1	0	0	0	-1	2	0	0
Johnny Oduya	1	0	0	0	0	2	0	0
Boris Valabik	1	0	0	0	0	0	0	0

#### SABRES

PLAYER	GP	G	A	PTS	+/-	PIM	PP	SH
Tim Connolly	4	1	5	6	1	4	0	0
Jochen Hecht	4	2	1	3	0	2	0	0
Derek Roy	4	2	1	3	-1	4	1	0
Toni Lydman	4	0	3	3	2	4	0	0
Tim Kennedy	4	1	1	2	2	4	0	0
Jason Pominville	4	1	1	2	-2	0	1	0
Clarke MacArthur	3	1	1	2	1	0	0	0
Adam Mair	4	0	2	2	3	4	0	0
Steve Montador	4	0	2	2	4	6	0	0
Tyler Myers	4	0	2	2	-2	0	0	0
Chris Butler	3	0	2	2	0	4	0	0
Patrick Kaleta	3	1	0	1	0	2	0	0
Drew Stafford	3	1	0	1	0	0	1	0
Matt Ellis	2	1	0	1	2	0	0	0
Paul Gaustad	4	0	0	0	-3	4	0	0
Mike Grier	4	0	0	0	-2	0	0	0
Craig Rivet	4	0	0	0	-1	6	0	0
Henrik Tallinder	4	0	0	0	-2	6	0	0
Thomas Vanek	3	0	0	0	-1	2	0	0
Daniel Paille	1	0	0	0	0	0	0	0
Andrej Sekera	1	0	0	0	-1	0	0	0
Raffi Torres	1	0	0	0	-1	0	0	0

GOALIE	GP	MINS	WL-OT	GA	SA	SV	GAA	SV%
Johan Hedberg	3	184	2-0-1	9	97	88	2.93	.907
Ondrej Pavelec	1	62	0-0-1	2	32	30	1.92	.938

GOALIE	GP	MINS	WL-OT	GA	SA	SV	GAA	SV%
Ryan Miller	3	131	2-0-0	7	73	66	3.20	.904
Patrick Lalime	2	113	0-2-0	5	48	43	2.66	.896

### TEAM STATISTICS

#### THRASHERS

POWER PLAY:	4-23	(17.4%)
PENALTY KILLING:	16-19	(84.2%)

#### GOALS BY PERIOD

1st	2nd	3rd	OT	TOTAL
5	5	2	0	12

#### SHOTS BY PERIOD

1st	2nd	3rd	OT	TOTAL
53	43	21	4	121

#### SABRES

POWER PLAY:	3-19	(15.8%)
PENALTY KILLING:	19-23	(82.6%)

#### GOALS BY PERIOD

1st	2nd	3rd	OT	TOTAL
1	4	4	2	11

#### SHOTS BY PERIOD

1st	2nd	3rd	OT	TOTAL
32	39	51	7	129



ATLANTA THRASHERS vs.  
CALGARY FLAMES

2009-10 RECORD: 0-1-0



2009-10 RESULTS

AT ATLANTA (0-0-0)

DATE/OPP.	RESULT	GWG
No Games		

AT CALGARY (0-1-0)

DATE/OPP.	RESULT	GWG
Dec. 9 at CGY	L 1-3	Jokinen

INDIVIDUAL STATISTICS

THRASHERS

PLAYER	GP	G	A	PTS	+/-	PIM	PP	SH
Colby Armstrong	1	1	0	1	0	5	0	0
Rich Peverley	1	0	1	1	-1	0	0	0
Boris Valabik	1	0	1	1	0	0	0	0
Maxim Afinogenov	1	0	0	0	-2	0	0	0
Nik Antropov	1	0	0	0	-1	0	0	0
Zach Bogosian	1	0	0	0	-1	0	0	0
Eric Boulton	1	0	0	0	0	0	0	0
Tobias Enstrom	1	0	0	0	-1	0	0	0
Ron Hainsey	1	0	0	0	-1	0	0	0
Ilya Kovalchuk	1	0	0	0	-1	2	0	0
Vyacheslav Kozlov	1	0	0	0	-1	0	0	0
Pavel Kubina	1	0	0	0	2	0	0	0
Bryan Little	1	0	0	0	0	0	0	0
Marty Reasoner	1	0	0	0	-1	0	0	0
Anssi Salmela	1	0	0	0	2	0	0	0
Jim Slater	1	0	0	0	0	0	0	0
Chris Thorburn	1	0	0	0	2	0	0	0
Todd White	1	0	0	0	-1	2	0	0

GOALIE	GP	MINS	W-L-OT	GA	SA	SV	GAA	SV%
Johan Hedberg	1	59	0-1-0	2	31	29	2.03	.935

FLAMES

PLAYER	GP	G	A	PTS	+/-	PIM	PP	SH
Jarome Iginla	1	0	2	2	2	0	0	0
Rene Bourque	1	1	0	1	1	0	0	0
Nigel Dawes	1	1	0	1	1	0	0	0
Olli Jokinen	1	1	0	1	2	0	0	0
Mark Giordano	1	0	1	1	0	0	0	0
Aaron Johnson	1	0	1	1	1	0	0	0
Jay Bouwmeester	1	0	0	0	1	0	0	0
Dustin Boyd	1	0	0	0	-1	0	0	0
Curtis Glencross	1	0	0	0	0	5	0	0
Daymond Langkow	1	0	0	0	1	0	0	0
Brian McGrattan	1	0	0	0	0	0	0	0
David Moss	1	0	0	0	0	4	0	0
Eric Nystrom	1	0	0	0	0	0	0	0
Adam Pardy	1	0	0	0	1	0	0	0
Dion Phaneuf	1	0	0	0	0	2	0	0
Brandon Prust	1	0	0	0	0	2	0	0
Robyn Regehr	1	0	0	0	1	0	0	0
Fredrik Sjostrom	1	0	0	0	0	0	0	0

GOALIE	GP	MINS	W-L-OT	GA	SA	SV	GAA	SV%
Miikka Kiprusoff	1	60	1-0-0	1	25	24	1.00	.960

TEAM STATISTICS

THRASHERS

POWER PLAY:	0-3	(0.0%)
PENALTY KILLING:	4-4	(100%)

GOALS BY PERIOD

1st	2nd	3rd	OT	TOTAL
0	0	1	0	1

SHOTS BY PERIOD

1st	2nd	3rd	OT	TOTAL
11	6	8	0	25

FLAMES

POWER PLAY:	0-4	(0.0%)
PENALTY KILLING:	3-3	(100.0%)

GOALS BY PERIOD

1st	2nd	3rd	OT	TOTAL
0	2	1	0	3

SHOTS BY PERIOD

1st	2nd	3rd	OT	TOTAL
9	14	9	0	32

# 2010-11 THRASHERS OPPONENTS

## CAROLINA HURRICANES



# ATLANTA THRASHERS vs. CAROLINA HURRICANES

2009-10 RECORD: 3-3-0



### 2009-10 RESULTS

#### AT ATLANTA (0-3-0)

DATE/OPP.	RESULT	GWG
Jan. 21 vs. CAR	L 2-5	Jokinen
Mar. 7 vs. CAR	L 0-4	Sutter
Mar. 29 vs. CAR	L 1-4	Jokinen

#### AT CAROLINA (3-0-0)

DATE/OPP.	RESULT	GWG
Nov. 27 at CAR	W 6-4	Peeverley
Jan. 16 at CAR	W 5-3	Kovalchuk
Mar. 27 at CAR	W 4-0	Peeverley

### INDIVIDUAL STATISTICS

#### THRASHERS

PLAYER	GP	G	A	PTS	+/-	PIM	PP	SH
Rich Peeverley	6	4	1	5	0	4	0	0
Tobias Enstrom	6	0	5	5	3	2	0	0
Bryan Little	6	0	5	5	4	0	0	0
Ilya Kovalchuk	3	2	2	4	2	0	0	0
Maxim Afinogenov	6	1	3	4	0	2	0	0
Zach Bogosian	6	1	3	4	0	2	0	0
Nik Antropov	6	2	1	3	2	4	1	0
Jim Slater	6	2	1	3	0	10	1	0
Colby Armstrong	6	1	2	3	0	0	0	0
Niclas Bergfors	3	1	1	2	-1	0	0	0
Evander Kane	3	1	1	2	4	4	0	0
Vyacheslav Kozlov	3	1	1	2	-2	4	0	0
Pavel Kubina	6	0	2	2	3	6	0	0
Anssi Salmela	2	0	2	2	3	0	0	0
Marty Reasoner	6	1	0	1	1	0	0	0
Evgeny Artyukhin	3	1	0	1	0	17	0	0
Chris Thorburn	6	0	1	1	1	10	0	0
Johnny Oduya	3	0	1	1	-1	2	0	0
Eric Boulton	2	0	1	1	1	0	0	0
Todd White	2	0	1	1	0	0	0	0
Ron Hainsey	6	0	0	0	0	2	0	0
Clarke MacArthur	3	0	0	0	-3	2	0	0
Mark Popovic	3	0	0	0	0	0	0	0
Christoph Schubert	2	0	0	0	-2	4	0	0
Tim Stapleton	2	0	0	0	0	0	0	0
Boris Valabik	2	0	0	0	0	2	0	0

#### HURRICANES

PLAYER	GP	G	A	PTS	+/-	PIM	PP	SH
Jussi Jokinen	6	6	3	9	2	0	4	0
Eric Staal	6	3	4	7	3	6	1	0
Joni Pitkanen	6	1	5	6	3	12	0	0
Ray Whitney	6	1	4	5	0	0	0	0
Sergei Samsonov	5	2	2	4	-1	2	1	0
Tim Gleason	4	0	4	4	-2	4	0	0
Brandon Sutter	6	2	1	3	-2	0	1	0
Erik Cole	4	2	1	3	1	4	0	0
Matt Cullen	3	1	2	3	-1	0	0	1
Brett Carson	5	0	3	3	1	0	0	0
Rod Brind'Amour	6	1	1	2	-3	2	0	0
Tom Kostopoulos	6	0	2	2	-2	7	0	0
Stephane Yelle	3	1	0	1	-1	0	0	0
Chad Larose	5	0	1	1	0	4	0	0
Brian Pothier	3	0	1	1	0	2	0	0
Niclas Wallin	3	0	1	1	-2	0	0	0
Aaron Ward	3	0	1	1	-6	2	0	0
Tuomo Ruutu	2	0	1	1	-2	2	0	0
Patrick Dwyer	5	0	0	0	-3	2	0	0
Zach Boychuk	4	0	0	0	-1	2	0	0
Andrew Alberts	3	0	0	0	-2	2	0	0
Drayson Bowman	3	0	0	0	-2	0	0	0
Jay Harrison	3	0	0	0	0	2	0	0
Jamie McBain	2	0	0	0	0	0	0	0
Bryan Rodney	2	0	0	0	0	0	0	0
Jiri Tlustý	2	0	0	0	-1	2	0	0
Joe Corvo	1	0	0	0	0	0	0	0
Alexandre Picard	1	0	0	0	1	0	0	0

GOALIE	GP	MINS	W-L-OT	GA	SA	SV	GAA	SV%
Ondrej Pavelec	4	239	2-2-0	15	122	107	3.77	.877
Johan Hedberg	2	119	1-1-0	3	55	52	1.51	.945

GOALIE	GP	MINS	W-L-OT	GA	SA	SV	GAA	SV%
Cam Ward	3	180	2-1-0	7	97	90	2.34	.928
Manny Legace	3	179	1-2-0	9	103	94	3.02	.913

### TEAM STATISTICS

#### THRASHERS

POWER PLAY:	2-23	(8.7%)
PENALTY KILLING:	21-28	(75.0%)

#### GOALS BY PERIOD

1st	2nd	3rd	OT	TOTAL
2	7	9	0	18

#### SHOTS BY PERIOD

1st	2nd	3rd	OT	TOTAL
57	75	70	0	202

#### HURRICANES

POWER PLAY:	7-28	(25.0%)
PENALTY KILLING:	21-23	(91.3%)

#### GOALS BY PERIOD

1st	2nd	3rd	OT	TOTAL
5	8	7	0	20

#### SHOTS BY PERIOD

1st	2nd	3rd	OT	TOTAL
63	55	61	0	179





ATLANTA THRASHERS vs.  
**CHICAGO BLACKHAWKS**  
2009-10 RECORD: 0-0-1



**2009-10 RESULTS**

**AT ATLANTA (0-0-0)**

DATE/OPP.	RESULT	GWG
No Games		

**AT CHICAGO (0-0-1)**

DATE/OPP.	RESULT	GWG
Feb. 13 at CHI	L 4-5 (SO)	Toews

**INDIVIDUAL STATISTICS**

**THRASHERS**

PLAYER	GP	G	A	PTS	+/-	PIM	PP	SH
Evander Kane	1	1	1	2	3	0	0	0
Nik Antropov	1	0	2	2	1	2	0	0
Pavel Kubina	1	0	2	2	1	2	0	0
Maxim Afinogenov	1	1	0	1	0	2	0	0
Tobias Enstrom	1	1	0	1	0	2	1	0
Jim Slater	1	1	0	1	3	0	0	0
Colby Armstrong	1	0	1	1	1	4	0	0
Arturs Kulda	1	0	1	1	1	0	0	0
Johnny Oduya	1	0	1	1	1	0	0	0
Niclas Bergfors	1	0	0	0	-1	0	0	0
Zach Bogosian	1	0	0	0	-2	0	0	0
Eric Boulton	1	0	0	0	-1	0	0	0
Ron Hainsey	1	0	0	0	-1	0	0	0
Bryan Little	1	0	0	0	-1	0	0	0
Rich Peeverley	1	0	0	0	-2	0	0	0
Marty Reasoner	1	0	0	0	-1	0	0	0
Chris Thorburn	1	0	0	0	0	0	0	0
Todd White	1	0	0	0	-1	2	0	0

GOALIE	GP	MINS	W-L-OT	GA	SA	SV	GAA	SV%
Ondrej Pavelec	1	65	0-0-1	4	40	36	3.72	.900

**BLACKHAWKS**

PLAYER	GP	G	A	PTS	+/-	PIM	PP	SH
Patrick Sharp	1	1	2	3	2	0	1	0
Patrick Kane	1	0	2	2	1	0	0	0
Dave Bolland	1	1	0	1	-2	0	0	0
Marian Hossa	1	1	0	1	1	0	0	1
Kim Johnsson	1	1	0	1	0	0	0	0
Brian Campbell	1	0	1	1	0	0	0	0
Duncan Keith	1	0	1	1	0	0	0	0
Bryan Bickell	1	0	0	0	0	0	0	0
Troy Brouwer	1	0	0	0	0	2	0	0
Dustin Byfuglien	1	0	0	0	-2	2	0	0
Colin Fraser	1	0	0	0	0	0	0	0
Jordan Hendry	1	0	0	0	0	0	0	0
Niklas Hjalmarsson	1	0	0	0	0	2	0	0
Tomas Kopecky	1	0	0	0	-1	2	0	0
Andrew Ladd	1	0	0	0	-3	0	0	0
Brent Seabrook	1	0	0	0	0	0	0	0
Jonathan Toews	1	0	0	0	2	2	0	0
Kris Versteeg	1	0	0	0	0	2	0	0

GOALIE	GP	MINS	W-L-OT	GA	SA	SV	GAA	SV%
Antti Niemi	1	65	1-0-0	4	27	23	3.72	.852

**TEAM STATISTICS**

**THRASHERS**

POWER PLAY:	1-5	(20.0%)
PENALTY KILLING:	5-6	(83.3%)

**GOALS BY PERIOD**

1st	2nd	3rd	OT	TOTAL
1	3	0	0	4

**SHOTS BY PERIOD**

1st	2nd	3rd	OT	TOTAL
8	12	4	3	27

**BLACKHAWKS**

POWER PLAY:	1-6	(16.7%)
PENALTY KILLING:	4-5	(80.0%)

**GOALS BY PERIOD**

1st	2nd	3rd	OT	TOTAL
3	0	1	0	4

**SHOTS BY PERIOD**

1st	2nd	3rd	OT	TOTAL
9	12	14	5	40



# ATLANTA THRASHERS vs. COLORADO AVALANCHE

2009-10 RECORD: 0-0-1



### 2009-10 RESULTS

#### AT ATLANTA (0-0-0)

DATE/OPP.	RESULT	GWG
No Games		

#### AT COLORADO (0-0-1)

DATE/OPP.	RESULT	GWG
Feb. 10 at COL	L 3-4 (OT)	Cuminsky

### INDIVIDUAL STATISTICS

#### THRASHERS

PLAYER	GP	G	A	PTS	+/-	PIM	PP	SH
Nik Antropov	1	1	1	2	0	0	0	0
Niclas Bergfors	1	1	1	2	1	0	0	0
Bryan Little	1	1	1	2	1	0	0	0
Johnny Oduya	1	0	1	1	-2	0	0	0
Marty Reasoner	1	0	1	1	0	0	0	0
Maxim Afinogenov	1	0	0	0	0	2	0	0
Colby Armstrong	1	0	0	0	-1	0	0	0
Zach Bogosian	1	0	0	0	1	0	0	0
Eric Boulton	1	0	0	0	0	0	0	0
Tobias Enstrom	1	0	0	0	0	0	0	0
Ron Hainsey	1	0	0	0	-1	0	0	0
Evander Kane	1	0	0	0	-1	0	0	0
Pavel Kubina	1	0	0	0	-1	0	0	0
Rich Peverley	1	0	0	0	0	0	0	0
Mark Popovic	1	0	0	0	1	0	0	0
Jim Slater	1	0	0	0	-2	2	0	0
Chris Thorburn	1	0	0	0	-1	4	0	0
Todd White	1	0	0	0	1	2	0	0

#### AVALANCHE

PLAYER	GP	G	A	PTS	+/-	PIM	PP	SH
Paul Stastny	1	0	3	3	2	2	0	0
Chris Stewart	1	1	1	2	2	0	0	0
Brett Clark	1	1	0	1	3	2	0	0
Kyle Cumiskey	1	1	0	1	0	0	0	0
Chris Dumo	1	1	0	1	0	0	0	0
T.J. Galiardi	1	0	1	1	1	0	0	0
Cody McLeod	1	0	1	1	-1	0	0	0
Kyle Quincey	1	0	1	1	3	0	0	0
Matt Duchene	1	0	0	0	1	2	0	0
Adam Foote	1	0	0	0	-2	0	0	0
Scott Hannan	1	0	0	0	-1	2	0	0
Darren Haydar	1	0	0	0	0	0	0	0
Ryan O'Reilly	1	0	0	0	-2	0	0	0
Marek Svatos	1	0	0	0	0	0	0	0
Darcy Tucker	1	0	0	0	-1	0	0	0
Ryan Wilson	1	0	0	0	-1	0	0	0
Wojtek Wolski	1	0	0	0	0	0	0	0
Brandon Yip	1	0	0	0	0	0	0	0

GOALIE	GP	MINS	WL-OT	GA	SA	SV	GAA	SV%
Kari Lehtonen	2	120	2-0-0	3	68	65	1.50	.956

GOALIE	GP	MINS	WL-OT	GA	SA	SV	GAA	SV%
Craig Anderson	1	60	1-0-0	3	36	33	2.99	.917

### TEAM STATISTICS

#### THRASHERS

POWER PLAY:	0-4	(0.0%)
PENALTY KILLING:	4-4	(100.0%)

#### GOALS BY PERIOD

1st	2nd	3rd	OT	TOTAL
1	1	1	0	3

#### SHOTS BY PERIOD

1st	2nd	3rd	OT	TOTAL
11	16	9	0	36

#### AVALANCHE

POWER PLAY:	0-4	(0.0%)
PENALTY KILLING:	4-4	(100.0%)

#### GOALS BY PERIOD

1st	2nd	3rd	OT	TOTAL
1	0	2	1	4

#### SHOTS BY PERIOD

1st	2nd	3rd	OT	TOTAL
12	6	16	1	35



# ATLANTA THRASHERS vs. COLUMBUS BLUE JACKETS



2009-10 RECORD: 0-2-0

## 2009-10 RESULTS

### AT ATLANTA (0-1-0)

DATE/OPP.	RESULT	GWG
Nov. 5 vs. CBJ	L 3-4	Torres

### AT COLUMBUS (0-1-0)

DATE/OPP.	RESULT	GWG
Mar. 11 at CBJ	L 1-2	Huselius

## INDIVIDUAL STATISTICS

### THRASHERS

PLAYER	GP	G	A	PTS	+/-	PIM	PP	SH
Tobias Enstrom	2	1	1	2	-2	0	1	0
Vyacheslav Kozlov	2	0	2	2	0	2	0	0
Pavel Kubina	2	1	0	1	1	0	1	0
Bryan Little	2	1	0	1	0	0	0	0
Johnny Oduya	1	1	0	1	0	0	0	0
Maxim Afinogenov	2	0	1	1	0	0	0	0
Zach Bogosian	2	0	1	1	-2	2	0	0
Ron Hainsey	2	0	1	1	0	2	0	0
Todd White	2	0	1	1	0	0	0	0
Nik Antropov	2	0	0	0	-2	6	0	0
Colby Armstrong	2	0	0	0	-1	0	0	0
Eric Boulton	2	0	0	0	-2	0	0	0
Rich Peverley	2	0	0	0	2	0	0	0
Jim Slater	2	0	0	0	-2	2	0	0
Chris Thorburn	2	0	0	0	-2	0	0	0
Niclas Bergfors	1	0	0	0	0	0	0	0
Chris Chelios	1	0	0	0	-1	0	0	0
Evaner Kane	1	0	0	0	-1	0	0	0
Clarke MacArthur	1	0	0	0	-1	0	0	0
Marty Reasoner	1	0	0	0	0	0	0	0
Anssi Salmela	1	0	0	0	-1	0	0	0
Christoph Schubert	1	0	0	0	-1	0	0	0

### BLUE JACKETS

PLAYER	GP	G	A	PTS	+/-	PIM	PP	SH
Raffi Torres	1	2	0	2	2	2	0	0
Denck Brassard	2	1	1	2	1	0	0	0
Jakub Voracek	2	1	1	2	1	2	0	0
Kristian Huselius	1	1	1	2	1	0	0	0
Derek Dorsett	2	0	2	2	3	2	0	0
Kris Russell	2	0	2	2	2	0	0	0
Jason Chimera	1	0	2	2	2	0	0	0
RJ Umberger	2	1	0	1	-1	2	1	0
Jan Hejda	2	0	1	1	1	4	0	0
Fedor Tyutin	2	0	1	1	0	4	0	0
Derek MacKenzie	1	0	1	1	1	0	0	0
Jared Boll	2	0	0	0	-1	2	0	0
Marc Methot	2	0	0	0	2	0	0	0
Samuel Pahlsson	2	0	0	0	1	0	0	0
Anton Stralman	2	0	0	0	-1	0	0	0
Antoine Vermette	2	0	0	0	0	2	0	0
Mike Blunden	1	0	0	0	0	0	0	0
Chris Clark	1	0	0	0	-1	0	0	0
Mike Commodore	1	0	0	0	1	0	0	0
Nikita Filatov	1	0	0	0	0	2	0	0
Rostislav Klesla	1	0	0	0	1	0	0	0
Maksim Mayorov	1	0	0	0	0	0	0	0
Andrew Murray	1	0	0	0	0	0	0	0
Rick Nash	1	0	0	0	0	0	0	0

GOALIE	GP	MINS	WL-OT	GA	SA	SV	GAA	SV%
Johan Hedberg	1	59	0-1-0	2	21	19	2.05	.905
Ondrej Pavelec	1	59	0-1-0	4	21	17	4.10	.810

GOALIE	GP	MINS	WL-OT	GA	SA	SV	GAA	SV%
Mathieu Garon	2	120	2-0-0	4	64	60	2.00	.938

## TEAM STATISTICS

### THRASHERS

POWER PLAY:	2-10	(20.0%)
PENALTY KILLING:	5-6	(83.3%)

### GOALS BY PERIOD

1st	2nd	3rd	OT	TOTAL
0	2	2	0	4

### SHOTS BY PERIOD

1st	2nd	3rd	OT	TOTAL
14	22	28	0	64

### BLUE JACKETS

POWER PLAY:	0-3	(0.0%)
PENALTY KILLING:	2-2	(100.0%)

### GOALS BY PERIOD

1st	2nd	3rd	OT	TOTAL
3	3	0	0	6

### SHOTS BY PERIOD

1st	2nd	3rd	OT	TOTAL
23	16	3	0	42

# 2010-11 THRASHERS OPPONENTS

## DALLAS STARS



# ATLANTA THRASHERS vs. DALLAS STARS

2009-10 RECORD: 1-0-0



### 2009-10 RESULTS

#### AT ATLANTA (1-0-0)

DATE/OPP.	RESULT	GWG
Dec. 17 vs. DAL	W 6-5 (OT)	Peverley

#### AT DALLAS (0-0-0)

DATE/OPP.	RESULT	GWG
	No Games	

### INDIVIDUAL STATISTICS

#### THRASHERS

PLAYER	GP	G	A	PTS	+/-	PIM	PP	SH
Rich Peverley	1	2	1	3	1	0	0	1
Maxim Afinogenov	1	1	2	3	-1	0	1	0
Ilya Kovalchuk	1	1	1	2	-2	0	1	0
Nik Antropov	1	1	0	1	-1	0	1	0
Jim Slater	1	1	0	1	1	0	0	0
Colby Armstrong	1	0	1	1	1	2	0	0
Tobias Enstrom	1	0	1	1	1	0	0	0
Ron Hainsey	1	0	1	1	-2	0	0	0
Pavel Kubina	1	0	1	1	1	0	0	0
Bryan Little	1	0	1	1	-2	0	0	0
Todd White	1	0	1	1	-1	0	0	0
Zach Bogosian	1	0	0	0	-1	0	0	0
Evander Kane	1	0	0	0	0	0	0	0
Vyacheslav Kozlov	1	0	0	0	-1	0	0	0
Marty Reasoner	1	0	0	0	1	2	0	0
Anssi Salmela	1	0	0	0	1	2	0	0
Christoph Schubert	1	0	0	0	1	2	0	0
Chris Thorburn	1	0	0	0	1	0	0	0

GOALIE	GP	MINS	W-L-OT	GA	SA	SV	GAA	SV%
Ondrej Pavelec	1	61	1-0-0	5	47	42	4.90	.894

#### STARS

PLAYER	GP	G	A	PTS	+/-	PIM	PP	SH
Stephane Robidas	1	2	1	3	1	0	2	0
Loui Eriksson	1	1	1	2	1	0	0	0
Mike Modano	1	0	2	2	-1	0	0	0
Jamie Benn	1	1	0	1	1	0	0	0
Jere Lehtinen	1	1	0	1	1	2	0	1
Mark Fistric	1	0	1	1	1	0	0	0
Nicklas Grossman	1	0	1	1	1	0	0	0
Steve Ott	1	0	1	1	-1	0	0	0
Mike Ribeiro	1	0	1	1	-1	0	0	0
Krystofer Barch	1	0	0	0	0	2	0	0
Brenden Morrow	1	0	0	0	-1	0	0	0
James Neal	1	0	0	0	1	0	0	0
Matt Niskanen	1	0	0	0	-2	2	0	0
Toby Petersen	1	0	0	0	0	0	0	0
Brad Richards	1	0	0	0	0	2	0	0
Karlis Skrastins	1	0	0	0	0	0	0	0
Tom Wandell	1	0	0	0	0	0	0	0
Jeff Woywitka	1	0	0	0	0	0	0	0

GOALIE	GP	MINS	W-L-OT	GA	SA	SV	GAA	SV%
Marty Turco	1	29	0-0-1	3	10	7	6.31	.700
Alex Auld	1	33	0-0-0	3	15	12	5.52	.800

### TEAM STATISTICS

#### THRASHERS

POWER PLAY:	3-4	(75.0%)
PENALTY KILLING:	2-4	(50.0%)

#### GOALS BY PERIOD

1st	2nd	3rd	OT	TOTAL
1	2	2	1	6

#### SHOTS BY PERIOD

1st	2nd	3rd	OT	TOTAL
6	9	9	1	25

#### STARS

POWER PLAY:	2-4	(50.0%)
PENALTY KILLING:	1-4	(25.0%)

#### GOALS BY PERIOD

1st	2nd	3rd	OT	TOTAL
2	1	2	0	5

#### SHOTS BY PERIOD

1st	2nd	3rd	OT	TOTAL
17	16	14	0	47



**ATLANTA THRASHERS vs.  
DETROIT RED WINGS**  
2009-10 RECORD: 1-0-0



**2009-10 RESULTS**

**AT ATLANTA (0-0-0)**

DATE/OPP.	RESULT	GWG
No Games		

**AT DETROIT (1-0-0)**

DATE/OPP.	RESULT	GWG
Nov. 25 at DET	W 2-0	Antropov

**INDIVIDUAL STATISTICS**

**THRASHERS**

PLAYER	GP	G	A	PTS	+/-	PIM	PP	SH
Vyacheslav Kozlov	1	1	1	2	1	0	1	0
Nik Antropov	1	1	0	1	1	2	0	0
Maxim Afinogenov	1	0	1	1	1	0	0	0
Ilya Kovalchuk	1	0	1	1	0	0	0	0
Todd White	1	0	1	1	0	0	0	0
Colby Armstrong	1	0	0	0	0	0	0	0
Zach Bogosian	1	0	0	0	1	0	0	0
Tobias Enstrom	1	0	0	0	0	0	0	0
Ron Hainsey	1	0	0	0	1	2	0	0
Evander Kane	1	0	0	0	0	0	0	0
Pavel Kubina	1	0	0	0	0	0	0	0
Bryan Little	1	0	0	0	0	0	0	0
Rich Peeverley	1	0	0	0	0	2	0	0
Marty Reasoner	1	0	0	0	0	0	0	0
Anssi Salmela	1	0	0	0	0	0	0	0
Christoph Schubert	1	0	0	0	0	0	0	0
Jim Slater	1	0	0	0	0	0	0	0
Chris Thorburn	1	0	0	0	0	0	0	0

**RED WINGS**

PLAYER	GP	G	A	PTS	+/-	PIM	PP	SH
Justin Abdelkader	1	0	0	0	0	0	0	0
Todd Bertuzzi	1	0	0	0	0	0	0	0
Dan Cleary	1	0	0	0	0	2	0	0
Pavel Datsyuk	1	0	0	0	0	0	0	0
Kris Draper	1	0	0	0	0	2	0	0
Jonathan Ericsson	1	0	0	0	-1	0	0	0
Darren Helm	1	0	0	0	-1	0	0	0
Tomas Holmstrom	1	0	0	0	0	0	0	0
Brett Lebda	1	0	0	0	0	2	0	0
Ville Leino	1	0	0	0	-1	0	0	0
Nicklas Lidstrom	1	0	0	0	0	2	0	0
Kirk Maltby	1	0	0	0	-1	0	0	0
Brad May	1	0	0	0	0	0	0	0
Derek Meech	1	0	0	0	0	0	0	0
Drew Miller	1	0	0	0	0	0	0	0
Brian Rafalski	1	0	0	0	0	0	0	0
Brad Stuart	1	0	0	0	-1	0	0	0
Henrik Zetterberg	1	0	0	0	0	0	0	0

GOALIE	GP	MINS	WL-OT	GA	SA	SV	GAA	SV%
Ondrej Pavelec	1	60	1-0-0	0	40	40	0.00	1.000

GOALIE	GP	MINS	WL-OT	GA	SA	SV	GAA	SV%
Jimmy Howard	1	58	0-1-0	2	25	23	2.05	.920

**TEAM STATISTICS**

**THRASHERS**

POWER PLAY:	1-4	(25.0%)
PENALTY KILLING:	3-3	(100.0%)

**GOALS BY PERIOD**

1st	2nd	3rd	OT	TOTAL
1	1	0	0	2

**SHOTS BY PERIOD**

1st	2nd	3rd	OT	TOTAL
8	10	7	0	25

**RED WINGS**

POWER PLAY:	0-3	(0.0%)
PENALTY KILLING:	3-4	(75.0%)

**GOALS BY PERIOD**

1st	2nd	3rd	OT	TOTAL
0	0	0	0	0

**SHOTS BY PERIOD**

1st	2nd	3rd	OT	TOTAL
19	6	15	0	40



# ATLANTA THRASHERS vs. EDMONTON OILERS

2009-10 RECORD: 1-0-0



### AT ATLANTA (1-0-0)

DATE/OPP.	RESULT	GWG
Nov. 15 vs. EDM	W 3-2	Kozlov

### AT EDMONTON (0-0-0)

DATE/OPP.	RESULT	GWG
No Games		

## INDIVIDUAL STATISTICS

### THRASHERS

PLAYER	GP	G	A	PTS	+/-	PIM	PP	SH
Vyacheslav Kozlov	1	1	1	2	1	2	0	0
Rich Peverley	1	0	2	2	0	0	0	0
Maxim Afinogenov	1	1	0	1	0	0	1	0
Zach Bogosian	1	1	0	1	-1	2	1	0
Ilya Kovalchuk	1	0	1	1	0	0	0	0
Todd White	1	0	1	1	1	2	0	0
Nik Antropov	1	0	0	0	0	0	0	0
Colby Armstrong	1	0	0	0	-1	0	0	0
Eric Boulton	1	0	0	0	-1	0	0	0
Tobias Enstrom	1	0	0	0	1	2	0	0
Ron Hainsey	1	0	0	0	-2	0	0	0
Evannder Kane	1	0	0	0	-1	0	0	0
Mark Popovic	1	0	0	0	0	0	0	0
Marty Reasoner	1	0	0	0	0	0	0	0
Anssi Salmela	1	0	0	0	0	2	0	0
Christoph Schubert	1	0	0	0	0	0	0	0
Jim Slater	1	0	0	0	-1	0	0	0
Chris Thorburn	1	0	0	0	-1	0	0	0

GOALIE	GP	MINS	W-L-OT	GA	SA	SV	GAA	SV%
Johan Hedberg	1	60	1-0-0	2	36	34	2.00	.944

### OILERS

PLAYER	GP	G	A	PTS	+/-	PIM	PP	SH
Shawn Horcoff	1	1	0	1	0	0	0	0
Dustin Penner	1	1	0	1	1	0	0	0
Andrew Cogliano	1	0	1	1	1	0	0	0
Ales Hemsky	1	0	1	1	1	0	0	0
Steve Staios	1	0	1	1	1	2	0	0
Zack Stortini	1	0	1	1	0	0	0	0
Gilbert Brule	1	0	0	0	0	0	0	0
Mike Comrie	1	0	0	0	0	0	0	0
Sam Gagner	1	0	0	0	0	0	0	0
Tom Gilbert	1	0	0	0	0	0	0	0
Ethan Moreau	1	0	0	0	0	2	0	0
Patrick O'Sullivan	1	0	0	0	0	0	0	0
Ryan Potulny	1	0	0	0	0	0	0	0
Liam Reddox	1	0	0	0	0	0	0	0
Ladislav Smid	1	0	0	0	0	0	0	0
Sheldon Souray	1	0	0	0	1	0	0	0
Jason Strudwick	1	0	0	0	0	0	0	0
Lubomir Visnovsky	1	0	0	0	0	2	0	0

GOALIE	GP	MINS	W-L-OT	GA	SA	SV	GAA	SV%
Nikolai Khabibulin	1	59	0-1-0	3	30	27	3.05	.900

### THRASHERS

POWER PLAY:	2-3	(66.7%)
PENALTY KILLING:	5-5	(100.0%)

### GOALS BY PERIOD

1st	2nd	3rd	OT	TOTAL
1	1	1	0	3

### SHOTS BY PERIOD

1st	2nd	3rd	OT	TOTAL
5	13	12	0	30

### OILERS

POWER PLAY:	0-5	(0.0%)
PENALTY KILLING:	1-3	(33.3%)

### GOALS BY PERIOD

1st	2nd	3rd	OT	TOTAL
0	2	0	0	2

### SHOTS BY PERIOD

1st	2nd	3rd	OT	TOTAL
6	18	12	0	36



# ATLANTA THRASHERS vs. FLORIDA PANTHERS

2009-10 RECORD: 4-2-0



### 2009-10 RESULTS

#### AT ATLANTA (3-0-0)

DATE/OPP.	RESULT	GWG
Nov. 30 vs. FLA	W 4-3	Afinogenov
Feb. 6 vs. FLA	W 4-2	Bergfors
Mar. 2 vs. FLA	W 4-2	White

#### AT FLORIDA (1-2-0)

DATE/OPP.	RESULT	GWG
Dec. 5 at FLA	W 2-1 (SO)	Peeverley
Dec. 19 at FLA	L 3-4	Frolik
Jan. 18 at FLA	L 0-1	Campbell

### INDIVIDUAL STATISTICS

#### THRASHERS

PLAYER	GP	G	A	PTS	+/-	PIM	PP	SH
Maxim Afinogenov	6	2	4	6	3	4	1	0
Nik Antropov	6	1	5	6	3	4	0	0
Pavel Kubina	6	1	4	5	1	8	0	0
Ilya Kovalchuk	4	3	1	4	2	0	0	0
Tobias Enstrom	6	0	4	4	3	4	0	0
Bryan Little	6	1	1	2	-1	2	0	0
Rich Peeverley	6	1	1	2	0	2	0	0
Todd White	5	1	1	2	2	0	1	0
Eric Boulton	5	0	2	2	1	4	0	0
Colby Armstrong	6	1	0	1	-1	4	0	0
Evander Kane	6	1	0	1	1	6	0	0
Chris Thorburn	6	1	0	1	2	5	0	0
Vyacheslav Kozlov	5	1	0	1	-2	4	0	0
Niclas Bergfors	2	1	0	1	2	0	0	0
Mark Popovic	2	1	0	1	1	0	0	0
Ron Hainsey	6	0	1	1	1	9	0	0
Marty Reasoner	6	0	1	1	1	4	0	0
Jim Slater	3	0	1	1	0	0	0	0
Zach Bogosian	6	0	0	0	1	9	0	0
Christoph Schubert	4	0	0	0	0	10	0	0
Johnny Oduya	2	0	0	0	2	2	0	0
Anssi Salmela	2	0	0	0	-1	0	0	0
Boris Valabik	2	0	0	0	-1	0	0	0

#### PANTHERS

PLAYER	GP	G	A	PTS	+/-	PIM	PP	SH
Stephen Weiss	4	4	2	6	-2	2	2	0
Nathan Horton	4	0	4	4	-1	0	0	0
Radek Dvorak	6	3	0	3	0	0	0	0
Michael Frolik	6	2	1	3	-1	15	0	0
Rostislav Olesz	6	1	2	3	1	2	1	0
Bryan McCabe	6	1	1	2	0	6	0	0
Gregory Campbell	5	1	1	2	2	0	0	0
David Booth	2	1	1	2	-2	0	0	0
Steven Reinprecht	6	0	2	2	0	2	0	0
Dennis Seidenberg	6	0	2	2	-4	2	0	0
Jordan Leopold	5	0	2	2	-1	2	0	0
Kamil Kreps	6	0	1	1	-2	4	0	0
Dmitry Kulikov	5	0	1	1	0	2	0	0
Shawn Matthias	5	0	1	1	-1	2	0	0
Victor Oreskovich	4	0	1	1	0	0	0	0
Cory Stillman	3	0	1	1	-1	2	0	0
Jason Garrison	2	0	1	1	1	0	0	0
Keith Ballard	6	0	0	0	-2	9	0	0
Bryan Allen	5	0	0	0	-2	9	0	0
Dominic Moore	5	0	0	0	-2	7	0	0
Michal Repik	3	0	0	0	-2	0	0	0
Jeff Taffe	3	0	0	0	1	0	0	0
Nick Tarnasky	2	0	0	0	-1	14	0	0
Mike Duco	1	0	0	0	0	2	0	0
Keaton Ellerby	1	0	0	0	-1	0	0	0
Steve MacIntyre	1	0	0	0	-1	0	0	0

GOALIE	GP	MINS	WL-OT	GA	SA	SV	GAA	SV%
Johan Hedberg	6	361	4-2-0	13	176	163	2.16	.926

GOALIE	GP	MINS	WL-OT	GA	SA	SV	GAA	SV%
Tomas Vokoun	5	254	2-1-1	9	126	117	2.13	.929
Scott Clemmensen	2	109	0-2-0	6	69	63	3.29	.913

### TEAM STATISTICS

#### THRASHERS

POWER PLAY:	2-19	(10.5%)
PENALTY KILLING:	27-30	(90.0%)

#### GOALS BY PERIOD

1st	2nd	3rd	OT	TOTAL
4	6	6	0	16

#### SHOTS BY PERIOD

1st	2nd	3rd	OT	TOTAL
55	73	68	0	196

#### PANTHERS

POWER PLAY:	3-30	(10.0%)
PENALTY KILLING:	17-19	(89.5%)

#### GOALS BY PERIOD

1st	2nd	3rd	OT	TOTAL
8	3	2	0	13

#### SHOTS BY PERIOD

1st	2nd	3rd	OT	TOTAL
73	47	51	5	176



# ATLANTA THRASHERS vs. LOS ANGELES KINGS

2009-10 RECORD: 1-0-0



### 2009-10 RESULTS

#### AT ATLANTA (1-0-0)

DATE/OPP.	RESULT	GWG
Nov. 13 vs. LA	W 7-0	Kane

#### AT LOS ANGELES (0-0-0)

DATE/OPP.	RESULT	GWG
No Games		

### INDIVIDUAL STATISTICS

#### THRASHERS

PLAYER	GP	G	A	PTS	+/-	PIM	PP	SH
Maxim Afinogenov	1	2	2	4	3	0	0	0
Ilya Kovalchuk	1	2	2	4	3	0	1	0
Evander Kane	1	2	1	3	3	0	0	1
Marty Reasoner	1	0	2	2	2	0	0	0
Zach Bogosian	1	1	0	1	4	0	0	0
Nik Antropov	1	0	1	1	3	0	0	0
Tobias Enstrom	1	0	1	1	2	2	0	0
Rich Peverley	1	0	1	1	1	0	0	0
Christoph Schubert	1	0	1	1	1	4	0	0
Colby Armstrong	1	0	0	0	2	0	0	0
Eric Boulton	1	0	0	0	0	6	0	0
Ron Hainsey	1	0	0	0	2	2	0	0
Vyacheslav Kozlov	1	0	0	0	0	0	0	0
Pavel Kubina	1	0	0	0	2	0	0	0
Mark Popovic	1	0	0	0	1	0	0	0
Jim Slater	1	0	0	0	0	5	0	0
Chris Thorburn	1	0	0	0	0	15	0	0
Todd White	1	0	0	0	0	0	0	0

GOALIE	GP	MINS	W-L-OT	GA	SA	SV	GAA	SV%
Ondrej Pavelec	1	60	1-0-0	0	38	38	0.00	1.000

#### KINGS

PLAYER	GP	G	A	PTS	+/-	PIM	PP	SH
Dustin Brown	1	0	0	0	-1	0	0	0
Drew Doughty	1	0	0	0	-1	0	0	0
Davis Drewiske	1	0	0	0	-3	0	0	0
Alexander Frolov	1	0	0	0	-3	0	0	0
Matt Greene	1	0	0	0	-3	6	0	0
Michal Handzus	1	0	0	0	-3	0	0	0
Peter Harrold	1	0	0	0	0	0	0	0
Raitis Ivanans	1	0	0	0	0	0	15	0
Jack Johnson	1	0	0	0	-3	0	0	0
Randy Jones	1	0	0	0	-2	0	0	0
Anze Kopitar	1	0	0	0	-2	0	0	0
Scott Parse	1	0	0	0	0	0	0	0
Brad Richardson	1	0	0	0	0	5	0	0
Rob Scuderi	1	0	0	0	0	0	0	0
Wayne Simmonds	1	0	0	0	-3	0	0	0
Ryan Smyth	1	0	0	0	-3	0	0	0
Jarret Stoll	1	0	0	0	-1	0	0	0
Justin Williams	1	0	0	0	-2	17	0	0

GOALIE	GP	MINS	W-L-OT	GA	SA	SV	GAA	SV%
Jonathan Quick	1	34	0-1-0	3	14	11	5.25	.786
Erik Ersberg	1	26	0-0-0	4	7	3	9.33	.429

### TEAM STATISTICS

#### THRASHERS

POWER PLAY:	1-3	(33.3%)
PENALTY KILLING:	5-5	(100.0%)

#### GOALS BY PERIOD

1st	2nd	3rd	OT	TOTAL
0	4	3	0	7

#### SHOTS BY PERIOD

1st	2nd	3rd	OT	TOTAL
8	8	5	0	21

#### KINGS

POWER PLAY:	0-5	(0.0%)
PENALTY KILLING:	2-3	(66.7%)

#### GOALS BY PERIOD

1st	2nd	3rd	OT	TOTAL
0	0	0	0	0

#### SHOTS BY PERIOD

1st	2nd	3rd	OT	TOTAL
11	12	15	0	38





ATLANTA THRASHERS vs.  
**MINNESOTA WILD**  
2009-10 RECORD: 1-0-0



**2009-10 RESULTS**

**AT ATLANTA (0-0-0)**

DATE/OPP.	RESULT	GWG
No Games		

**AT MINNESOTA (1-0-0)**

DATE/OPP.	RESULT	GWG
Feb. 12 at MIN	W 3-2	Bergfors

**INDIVIDUAL STATISTICS**

**THRASHERS**

PLAYER	GP	G	A	PTS	+/-	PIM	PP	SH
Pavel Kubina	1	0	2	2	0	0	0	0
Nik Antropov	1	1	0	1	1	0	1	0
Niclas Bergfors	1	1	0	1	1	0	0	0
Evander Kane	1	1	0	1	1	2	0	0
Colby Armstrong	1	0	1	1	1	0	0	0
Ron Hainsey	1	0	1	1	1	0	0	0
Bryan Little	1	0	1	1	1	0	0	0
Johnny Oduya	1	0	1	1	1	0	0	0
Maxim Afinogenov	1	0	0	0	0	0	0	0
Zach Bogosian	1	0	0	0	0	0	0	0
Eric Boulton	1	0	0	0	-1	4	0	0
Tobias Enstrom	1	0	0	0	0	0	0	0
Arturs Kulda	1	0	0	0	0	0	0	0
Rich Peeverley	1	0	0	0	0	0	0	0
Marty Reasoner	1	0	0	0	-1	0	0	0
Jim Slater	1	0	0	0	1	2	0	0
Chris Thorburn	1	0	0	0	-1	0	0	0
Todd White	1	0	0	0	0	0	0	0

GOALIE	GP	MINS	W-L-OT	GA	SA	SV	GAA	SV%
Johan Hedberg	1	60	1-0-0	2	38	36	2.01	.947

**WILD**

PLAYER	GP	G	A	PTS	+/-	PIM	PP	SH
Mikko Koivu	1	0	2	2	0	0	0	0
Andrew Brunette	1	1	0	1	-1	0	1	0
Andrew Ebbett	1	1	0	1	0	0	0	0
Cal Clutterbuck	1	0	1	1	1	0	0	0
Martin Havlat	1	0	1	1	-1	2	0	0
Cody Almond	1	0	0	0	0	0	0	0
Eric Belanger	1	0	0	0	0	2	0	0
Derek Boogaard	1	0	0	0	0	2	0	0
Kyle Brodziak	1	0	0	0	0	0	0	0
Brent Burns	1	0	0	0	0	0	0	0
Shane Hnidy	1	0	0	0	-1	2	0	0
Guillaume Latendresse	1	0	0	0	-1	0	0	0
Antti Miettinen	1	0	0	0	-1	4	0	0
Owen Nolan	1	0	0	0	0	2	0	0
Nick Schultz	1	0	0	0	-2	0	0	0
John Scott	1	0	0	0	0	0	0	0
Greg Zanon	1	0	0	0	1	0	0	0
Marek Zidlicky	1	0	0	0	0	2	0	0

GOALIE	GP	MINS	W-L-OT	GA	SA	SV	GAA	SV%
Niklas Backstrom	1	59	0-1-0	3	24	21	3.07	.875

**TEAM STATISTICS**

**THRASHERS**

POWER PLAY:	1-7	(14.3%)
PENALTY KILLING:	3-4	(75.0%)

**GOALS BY PERIOD**

1st	2nd	3rd	OT	TOTAL
2	0	1	0	3

**SHOTS BY PERIOD**

1st	2nd	3rd	OT	TOTAL
12	3	9	0	24

**WILD**

POWER PLAY:	1-4	(25.0%)
PENALTY KILLING:	6-7	(85.7%)

**GOALS BY PERIOD**

1st	2nd	3rd	OT	TOTAL
2	0	0	0	2

**SHOTS BY PERIOD**

1st	2nd	3rd	OT	TOTAL
13	15	10	0	38



# ATLANTA THRASHERS vs. MONTREAL CANADIENS

2009-10 RECORD: 2-0-2



### AT ATLANTA (1-0-1)

DATE/OPP.	RESULT	GWG
Dec. 12 vs. MTL	W 4-3 (OT)	Kovalchuk
Dec. 21 vs. MTL	L 3-4 (OT)	Bergeron

### AT MONTREAL (1-0-1)

DATE/OPP.	RESULT	GWG
Oct. 20 at MTL	L 1-2 (SO)	Gomez
Nov. 3 at MTL	W 5-4	Armstrong

## INDIVIDUAL STATISTICS

### THRASHERS

PLAYER	GP	G	A	PTS	+/-	PIM	PP	SH
Nik Antropov	4	3	2	5	0	0	1	0
Colby Armstrong	4	3	1	4	1	2	0	0
Rich Peeverley	4	1	3	4	0	2	0	0
Tobias Enstrom	4	0	4	4	1	4	0	0
Ilya Kovalchuk	3	2	1	3	2	0	1	0
Pavel Kubina	4	1	2	3	3	2	1	0
Evander Kane	4	0	3	3	2	6	0	0
Bryan Little	4	1	1	2	1	2	0	0
Christoph Schubert	4	1	1	2	-1	2	0	0
Maxim Afinogenov	4	0	2	2	0	0	0	0
Vyacheslav Kozlov	4	0	2	2	-2	15	0	0
Mark Popovic	2	1	0	1	-1	0	0	0
Marty Reasoner	4	0	1	1	-1	0	0	0
Todd White	4	0	1	1	2	6	0	0
Ron Hainsey	3	0	1	1	0	0	0	0
Zach Bogosian	4	0	0	0	0	7	0	0
Chris Thorburn	4	0	0	0	0	0	0	0
Eric Boulton	3	0	0	0	0	9	0	0
Jim Slater	2	0	0	0	-1	2	0	0
Boris Valabik	2	0	0	0	0	2	0	0
Anssi Salmela	1	0	0	0	0	0	0	0

### CANADIENS

PLAYER	GP	G	A	PTS	+/-	PIM	PP	SH
Tomas Plekanec	4	2	4	6	3	2	0	0
Michael Cammalleri	4	1	3	4	3	0	0	0
Andrei Kostitsyn	4	3	0	3	2	4	1	0
Brian Gionta	2	3	0	3	2	0	0	0
Marc-Andre Bergeron	4	2	1	3	0	4	1	0
Scott Gomez	4	0	2	2	2	6	0	0
Glen Metropolit	3	1	0	1	-2	2	1	0
Josh Gorges	4	0	1	1	-1	2	0	0
Maxim Lapierre	4	0	1	1	-2	11	0	0
Jaroslav Spacek	4	0	1	1	-1	6	0	0
Guillaume Latendresse	2	0	1	1	-1	0	0	0
Andrei Markov	1	0	1	1	0	0	0	0
Travis Moen	4	0	0	0	-2	0	0	0
Max Pacioretty	4	0	0	0	-2	2	0	0
Matt D'Agostini	3	0	0	0	-3	0	0	0
Hal Gill	3	0	0	0	-2	4	0	0
Roman Hamrik	3	0	0	0	1	6	0	0
Georges Laraque	3	0	0	0	-2	5	0	0
Paul Mara	3	0	0	0	0	2	0	0
Kyle Chipchura	2	0	0	0	-1	0	0	0
Sergei Kostitsyn	2	0	0	0	0	0	0	0
Ryan O'Byrne	2	0	0	0	0	0	0	0
Mathieu Carle	1	0	0	0	1	2	0	0
Tom Pyatt	1	0	0	0	-1	0	0	0
Gregory Stewart	1	0	0	0	0	2	0	0

GOALIE	GP	MINS	WL-OT	GA	SA	SV	GAA	SV%
Ondrej Pavelec	2	125	1-0-1	5	73	68	2.40	.932
Johan Hedberg	2	123	1-0-1	7	42	35	3.42	.833

GOALIE	GP	MINS	WL-OT	GA	SA	SV	GAA	SV%
Jaroslav Halak	2	127	2-0-0	4	73	69	1.88	.945
Carey Price	2	120	0-1-1	9	64	55	4.48	.859

## TEAM STATISTICS

### THRASHERS

POWER PLAY:	3-21	(14.3%)
PENALTY KILLING:	12-15	(80.0%)

### GOALS BY PERIOD

1st	2nd	3rd	OT	TOTAL
3	4	5	1	13

### SHOTS BY PERIOD

1st	2nd	3rd	OT	TOTAL
47	48	38	4	137

### CANADIENS

POWER PLAY:	3-15	(20.0%)
PENALTY KILLING:	18-21	(85.7%)

### GOALS BY PERIOD

1st	2nd	3rd	OT	TOTAL
2	6	3	1	12

### SHOTS BY PERIOD

1st	2nd	3rd	OT	TOTAL
30	43	34	8	115



ATLANTA THRASHERS vs.  
NASHVILLE PREDATORS



2009-10 RECORD: 0-2-0

2009-10 RESULTS

AT ATLANTA (0-1-0)

DATE/OPP.	RESULT	GWG
Mar. 9 vs. NSH	L 1-2	Wilson

AT NASHVILLE (0-1-0)

DATE/OPP.	RESULT	GWG
Jan. 30 at NSH	L 3-4	Arnett

INDIVIDUAL STATISTICS

THRASHERS

PLAYER	GP	G	A	PTS	+/-	PIM	PP	SH
Nik Antropov	2	1	2	3	-1	0	0	0
Bryan Little	2	2	0	2	-2	0	1	0
Chris Thorburn	2	1	0	1	1	2	0	1
Marty Reasoner	2	0	1	1	1	2	0	0
Todd White	2	0	1	1	0	0	0	0
Niclas Bergfors	1	0	1	1	0	0	0	0
Ilya Kovalchuk	1	0	1	1	-2	0	0	0
Johnny Oduya	1	0	1	1	1	0	0	0
Maxim Afinogenov	2	0	0	0	0	0	0	0
Colby Armstrong	2	0	0	0	-1	2	0	0
Zach Bogosian	2	0	0	0	-3	0	0	0
Tobias Enstrom	2	0	0	0	1	2	0	0
Ron Hainsey	2	0	0	0	-2	0	0	0
Pavel Kubina	2	0	0	0	-1	0	0	0
Rich Peeverley	2	0	0	0	-1	0	0	0
Jim Slater	2	0	0	0	-1	2	0	0
Evgeny Artyukhin	1	0	0	0	0	0	0	0
Eric Boulton	1	0	0	0	0	0	0	0
Evander Kane	1	0	0	0	-1	0	0	0
Clarke MacArthur	1	0	0	0	0	0	0	0
Mark Popovic	1	0	0	0	-1	0	0	0
Anssi Salmela	1	0	0	0	1	0	0	0
Boris Valabik	1	0	0	0	0	4	0	0

PREDATORS

PLAYER	GP	G	A	PTS	+/-	PIM	PP	SH
Martin Erat	2	1	2	3	3	0	0	0
Jason Arnett	2	1	1	2	1	4	0	0
Ryan Suter	2	1	1	2	1	2	1	0
Joel Ward	2	1	1	2	1	0	0	0
Jerred Smithson	2	1	0	1	1	0	0	0
Colin Wilson	1	1	0	1	0	0	0	0
Cody Franson	2	0	1	1	1	0	0	0
Dan Hamhuis	2	0	1	1	-2	0	0	0
Steve Sullivan	2	0	1	1	0	2	0	0
Jordin Tootoo	2	0	1	1	0	0	0	0
Nick Spaling	1	0	1	1	1	0	0	0
Francis Bouillon	2	0	0	0	3	4	0	0
J P Dumont	2	0	0	0	-1	0	0	0
Patric Hornqvist	2	0	0	0	0	0	0	0
Kevin Klein	2	0	0	0	0	2	0	0
David Legwand	2	0	0	0	1	0	0	0
Dustin Boyd	1	0	0	0	0	0	0	0
Marcel Goc	1	0	0	0	0	0	0	0
Ryan Jones	1	0	0	0	-1	0	0	0
Cal O'Reilly	1	0	0	0	-1	0	0	0
Alexander Sulzer	1	0	0	0	0	0	0	0
Shea Weber	1	0	0	0	2	0	0	0

GOALIE	GP	MINS	W-L-OT	GA	SA	SV	GAA	SV%
Johan Hedberg	2	117	0-2-0	6	63	57	3.09	.905

GOALIE	GP	MINS	W-L-OT	GA	SA	SV	GAA	SV%
Dan Ellis	1	60	1-0-0	1	31	30	1.00	.968
Pekka Rinne	1	60	1-0-0	3	26	23	3.01	.885

THRASHERS

POWER PLAY:	1-5	(20.0%)
PENALTY KILLING:	4-5	(80.0%)

GOALS BY PERIOD

1st	2nd	3rd	OT	TOTAL
1	3	0	0	4

SHOTS BY PERIOD

1st	2nd	3rd	OT	TOTAL
17	15	25	0	57

PREDATORS

POWER PLAY:	1-9	(11.1%)
PENALTY KILLING:	6-6	(100.0%)

GOALS BY PERIOD

1st	2nd	3rd	OT	TOTAL
4	1	1	0	6

SHOTS BY PERIOD

1st	2nd	3rd	OT	TOTAL
22	19	22	0	63



# ATLANTA THRASHERS vs. NEW JERSEY DEVILS



2009-10 RECORD: 1-3-0

### 2009-10 RESULTS

#### AT ATLANTA (0-2-0)

DATE/OPP.	RESULT	GWG
Dec. 19 vs. NJ	L 4-5	McAmmond
Apr. 6 vs. NJ	L 0-3	McAmmond

#### AT NEW JERSEY (1-1-0)

DATE/OPP.	RESULT	GWG
Oct. 16 at NJ	W 4-2	Peeverley
Dec. 28 at NJ	L 2-3	Parise

### INDIVIDUAL STATISTICS

#### THRASHERS

PLAYER	GP	G	A	PTS	+/-	PIM	PP	SH
Pavel Kubina	3	1	3	4	-1	0	0	0
Tobias Enstrom	4	0	4	4	-1	0	0	0
Nik Antropov	4	1	2	3	-3	2	0	0
Marty Reasoner	4	1	2	3	2	0	0	0
Rich Peeverley	4	2	0	2	-2	2	2	0
Ilya Kovalchuk	3	1	1	2	0	2	0	0
Ron Hainsey	4	1	0	1	-1	2	0	0
Evander Kane	4	1	0	1	1	4	0	0
Chris Thorburn	4	1	0	1	3	5	0	1
Vyacheslav Kozlov	3	1	0	1	-3	0	1	0
Maxim Afinogenov	4	0	1	1	-8	0	0	0
Zach Bogosian	4	0	1	1	-4	4	0	0
Todd White	3	0	1	1	-1	0	0	0
Mark Popovic	2	0	1	1	-1	2	0	0
Christoph Schubert	2	0	1	1	1	2	0	0
Boris Valabik	2	0	1	1	1	2	0	0
Colby Armstrong	3	0	0	0	3	0	0	0
Eric Boulton	3	0	0	0	0	12	0	0
Bryan Little	3	0	0	0	-2	0	0	0
Jim Slater	2	0	0	0	-1	0	0	0
Evgeny Artyukhin	1	0	0	0	0	0	0	0
Niclas Bergfors	1	0	0	0	-3	0	0	0
Chris Cheios	1	0	0	0	0	0	0	0
Clarke MacArthur	1	0	0	0	0	0	0	0
Johnny Oduya	1	0	0	0	-1	0	0	0
Anssi Salmela	1	0	0	0	0	0	0	0
Tim Stapleton	1	0	0	0	0	2	0	0

GOALIE	GP	MINS	WL-OT	GA	SA	SV	GAA	SV%
Ondrej Pavelec	2	119	1-1-0	7	72	65	3.54	.903
Johan Hedberg	2	117	0-2-0	6	53	47	3.08	.887

#### DEVILS

PLAYER	GP	G	A	PTS	+/-	PIM	PP	SH
Zach Parise	4	4	2	6	4	0	1	0
Dean McAmmond	3	3	0	3	0	0	1	0
Travis Zajac	4	2	1	3	5	0	0	0
Jamie Langenbrunner	4	0	3	3	0	2	0	0
Bryce Salvador	4	0	3	3	5	2	0	0
Colin White	4	1	1	2	3	2	0	0
Niclas Bergfors	3	0	2	2	0	0	0	0
Patrik Elias	3	0	2	2	2	4	0	0
Andy Greene	3	0	2	2	1	0	0	0
Dainius Zubrus	2	0	2	2	1	0	0	0
Rob Niedermayer	4	1	0	1	0	2	0	0
Rod Pelley	4	1	0	1	0	0	0	0
Brian Rolston	4	1	0	1	0	0	0	0
Mike Mottau	3	0	1	1	-4	2	0	0
Jay Pandolfo	3	0	1	1	0	0	0	0
Paul Martin	2	0	1	1	4	0	0	0
Flare Luc Labrecque	1	0	1	1	1	0	0	0
Martin Skoula	1	0	1	1	1	0	0	0
Vladimir Zharkov	1	0	1	1	1	0	0	0
David Clarkson	3	0	0	0	-4	5	0	0
Mark Fraser	3	0	0	0	0	2	0	0
Johnny Oduya	3	0	0	0	0	0	0	0
Andrew Peters	3	0	0	0	1	20	0	0
Ilya Kovalchuk	1	0	0	0	0	0	0	0
Cory Murphy	1	0	0	0	-1	0	0	0
Ilkka Pikkarainen	1	0	0	0	0	0	0	0

GOALIE	GP	MINS	WL-OT	GA	SA	SV	GAA	SV%
Martin Brodeur	4	199	2-1-0	9	70	61	2.72	.871
Yann Danis	1	40	1-0-0	1	20	19	1.50	.950

### TEAM STATISTICS

#### THRASHERS

POWER PLAY:	3-8	(37.5%)
PENALTY KILLING:	10-12	(83.3%)

#### GOALS BY PERIOD

1st	2nd	3rd	OT	TOTAL
4	1	5	0	10

#### SHOTS BY PERIOD

1st	2nd	3rd	OT	TOTAL
27	38	25	0	90

#### DEVILS

POWER PLAY:	2-12	(16.7%)
PENALTY KILLING:	5-8	(62.5%)

#### GOALS BY PERIOD

1st	2nd	3rd	OT	TOTAL
4	5	4	0	13

#### SHOTS BY PERIOD

1st	2nd	3rd	OT	TOTAL
60	32	33	0	125



ATLANTA THRASHERS vs.  
NEW YORK ISLANDERS  
2009-10 RECORD: 1-2-1



2009-10 RESULTS

AT ATLANTA (1-1-0)

DATE/OPP.	RESULT	GWG
Dec. 3 vs. NYI	L 1-4	Moulson
Mar. 4 vs. NYI	W 6-3	Afinogenov

AT NY ISLANDERS (0-1-1)

DATE/OPP.	RESULT	GWG
Nov. 7 at NYI	L 3-6	Comeau
Jan. 2 at NYI	L 5-6 (SO)	Nielsen

INDIVIDUAL STATISTICS

THRASHERS

PLAYER	GP	G	A	PTS	+/-	PIM	PP	SH
Maxim Afinogenov	4	3	5	8	1	4	0	0
Nik Antropov	4	2	3	5	4	2	0	0
Ilya Kovalchuk	2	1	3	4	0	0	1	0
Tobias Enstrom	4	0	4	4	0	0	0	0
Rich Peeverley	4	1	2	3	-2	2	0	0
Bryan Little	4	0	3	3	1	0	0	0
Niclas Bergfors	1	2	0	2	2	0	1	0
Zach Bogosian	4	1	1	2	-2	2	0	0
Christoph Schubert	4	1	1	2	-2	6	0	0
Ron Hainsey	4	0	2	2	-2	0	0	0
Pavel Kubina	4	1	0	1	-1	8	0	0
Vyacheslav Kozlov	3	1	0	1	1	2	0	0
Evgeny Artyukhin	1	1	0	1	1	2	0	0
Clarke MacArthur	1	1	0	1	1	0	0	0
Colby Armstrong	4	0	1	1	-2	2	0	0
Todd White	3	0	1	1	-2	0	0	0
Evander Kane	4	0	0	0	-1	0	0	0
Marty Reasoner	4	0	0	0	-1	0	0	0
Chris Thorburn	4	0	0	0	-2	0	0	0
Jim Slater	3	0	0	0	-2	0	0	0
Eric Boulton	2	0	0	0	-1	0	0	0
Anssi Salmela	2	0	0	0	2	2	0	0
Johnny Oduya	1	0	0	0	3	2	0	0
Mark Popovic	1	0	0	0	0	0	0	0

ISLANDERS

PLAYER	GP	G	A	PTS	+/-	PIM	PP	SH
Matt Moulson	4	5	3	8	6	0	1	0
Josh Bailey	4	2	2	4	1	2	1	0
John Tavares	4	1	3	4	2	0	0	0
Frans Nielsen	4	0	4	4	2	0	0	0
Mark Streit	4	1	2	3	1	0	1	0
Trent Hunter	2	1	2	3	1	0	0	0
Rob Schremp	2	1	2	3	-2	0	1	0
Richard Park	4	1	1	2	-3	4	0	0
Blake Comeau	3	1	1	2	-4	2	0	0
Sean Bergenheim	2	1	1	2	1	0	0	0
Kyle Okposo	4	0	2	2	1	0	0	0
Jeff Tambellini	4	0	2	2	-1	4	0	0
Nate Thompson	2	0	2	2	1	0	0	0
Doug Weight	2	0	2	2	1	0	0	0
Jack Hillen	4	1	0	1	1	0	0	0
Jon Sim	4	1	0	1	1	4	0	0
Tim Jackman	3	1	0	1	-4	2	0	0
Andy Sutton	2	1	0	1	-2	2	0	0
Freddy Meyer	3	0	1	1	0	4	0	0
Brendan Witt	3	0	1	1	2	2	0	0
Dustin Kohn	1	0	1	1	-1	0	0	0
Bruno Gervais	4	0	0	0	1	4	0	0
Andrew MacDonald	2	0	0	0	-1	0	0	0
Dylan Reese	1	0	0	0	-1	0	0	0

GOALIE	GP	MINS	WL-OT	GA	SA	SV	GAA	SV%
Johan Hedberg	3	145	1-0-1	9	82	73	3.74	.890
Ondrej Pavelec	2	97	0-2-0	8	62	54	4.94	.871

GOALIE	GP	MINS	WL-OT	GA	SA	SV	GAA	SV%
Dwayne Roloson	4	194	3-0-0	12	95	83	3.72	.874
Martin Biron	1	51	0-1-0	3	15	12	3.55	.800

TEAM STATISTICS

THRASHERS

POWER PLAY:	2-13	(15.4%)
PENALTY KILLING:	11-15	(73.3%)

GOALS BY PERIOD

1st	2nd	3rd	OT	TOTAL
6	7	2	0	15

SHOTS BY PERIOD

1st	2nd	3rd	OT	TOTAL
35	41	33	1	110

ISLANDERS

POWER PLAY:	4-15	(26.7%)
PENALTY KILLING:	11-13	(84.6%)

GOALS BY PERIOD

1st	2nd	3rd	OT	TOTAL
7	6	5	0	18

SHOTS BY PERIOD

1st	2nd	3rd	OT	TOTAL
70	44	28	3	145

# 2010-11 THRASHERS OPPONENTS

## NEW YORK RANGERS



# ATLANTA THRASHERS vs. NEW YORK RANGERS

2009-10 RECORD: 3-1-0



### 2009-10 RESULTS

#### AT ATLANTA (1-1-0)

DATE/OPP.	RESULT	GWG
Jan. 7 vs. NYR	W 2-1 (SO)	Little
Mar. 12 vs. NYR	L 2-5	Prospal

#### AT NY RANGERS (2-0-0)

DATE/OPP.	RESULT	GWG
Nov. 12 at NYR	W 5-3	Kane
Dec. 14 at NYR	W 3-2 (SO)	Kovalchuk

### INDIVIDUAL STATISTICS

#### THRASHERS

PLAYER	GP	G	A	PTS	+/-	PIM	PP	SH
Rich Peverley	4	1	4	5	0	2	1	0
Ilya Kovalchuk	3	1	3	4	0	0	1	0
Colby Armstrong	4	2	0	2	1	2	0	1
Ron Hainsey	4	1	1	2	1	2	0	0
Evander Kane	3	1	1	2	1	6	0	0
Vyacheslav Kozlov	3	1	1	2	-1	0	1	0
Pavel Kubina	4	0	2	2	-1	2	0	0
Nik Antropov	3	0	2	2	0	0	0	0
Maxim Afinogenov	4	1	0	1	0	2	0	0
Jim Slater	2	1	0	1	2	2	0	0
Clarke MacArthur	1	1	0	1	-1	0	1	0
Eric Boulton	4	0	1	1	2	7	0	0
Tobias Enstrom	4	0	1	1	-1	4	0	0
Chris Thorburn	4	0	1	1	2	4	0	0
Todd White	4	0	1	1	-3	2	0	0
Zach Bogosian	4	0	0	0	-1	9	0	0
Bryan Little	4	0	0	0	-3	2	0	0
Marty Reasoner	3	0	0	0	0	0	0	0
Christoph Schubert	3	0	0	0	2	4	0	0
Evgeny Artyukhin	1	0	0	0	-1	2	0	0
Niclas Bergfors	1	0	0	0	-1	0	0	0
Chris Chelios	1	0	0	0	0	0	0	0
Johnny Oduya	1	0	0	0	0	0	0	0
Mark Popovic	1	0	0	0	0	0	0	0
Anssi Salmela	1	0	0	0	0	4	0	0
Boris Valabik	1	0	0	0	0	0	0	0

#### RANGERS

PLAYER	GP	G	A	PTS	+/-	PIM	PP	SH
Marian Gaborik	4	3	3	6	-1	0	3	0
Michael Del Zotto	4	1	4	5	-2	6	0	0
Ryan Callahan	4	2	2	4	-3	5	1	0
Vinny Prospal	3	2	1	3	-2	0	1	0
Chris Drury	3	0	2	2	1	0	0	0
Ales Kotlarik	3	0	2	2	-2	2	0	0
Artem Anisimov	4	1	0	1	2	4	0	0
Brian Boyle	4	1	0	1	0	4	0	0
Enver Lisin	4	1	0	1	1	0	0	0
Dan Girardi	4	0	1	1	1	2	0	0
Marc Staal	4	0	1	1	1	4	0	0
Christopher Higgins	3	0	1	1	-2	4	0	0
Wade Redden	4	0	0	0	1	2	0	0
Michal Rozsival	4	0	0	0	0	2	0	0
Sean Avery	3	0	0	0	1	4	0	0
Donald Brashear	3	0	0	0	0	5	0	0
Brandon Dubinsky	3	0	0	0	1	2	0	0
Matt Gilroy	3	0	0	0	1	0	0	0
Erik Christensen	2	0	0	0	0	0	0	0
Dane Byers	1	0	0	0	0	0	0	0
Ilkka Heikkinen	1	0	0	0	0	0	0	0
Olli Jokinen	1	0	0	0	1	2	0	0
Brandon Prust	1	0	0	0	0	0	0	0
Jody Shelley	1	0	0	0	0	2	0	0
Aaron Voros	1	0	0	0	0	0	0	0

GOALIE	GP	MINS	WL-OT	GA	SA	SV	GAA	SV%
Johan Hedberg	4	249	3-1-0	10	148	138	2.41	.932

GOALIE	GP	MINS	WL-OT	GA	SA	SV	GAA	SV%
Henrik Lundqvist	3	184	1-1-1	8	84	76	2.61	.905
Chad Johnson	1	65	0-0-1	1	32	31	0.92	.969

### TEAM STATISTICS

#### THRASHERS

POWER PLAY:	4-14	(28.6%)
PENALTY KILLING:	13-18	(72.2%)

#### GOALS BY PERIOD

1st	2nd	3rd	OT	TOTAL
2	4	4	0	10

#### SHOTS BY PERIOD

1st	2nd	3rd	OT	TOTAL
36	49	27	5	117

#### RANGERS

POWER PLAY:	5-18	(27.8%)
PENALTY KILLING:	10-14	(71.4%)

#### GOALS BY PERIOD

1st	2nd	3rd	OT	TOTAL
4	4	3	0	11

#### SHOTS BY PERIOD

1st	2nd	3rd	OT	TOTAL
42	56	46	5	149



ATLANTA THRASHERS vs.  
**OTTAWA SENATORS**  
2009-10 RECORD: 3-1-0



**2009-10 RESULTS**

**AT ATLANTA (2-0-0)**

DATE/OPP.	RESULT	GWG
Jan. 12 vs. OTT	W 6-1	Kubina
Mar. 18 vs. OTT	W 6-3	Antropov

**AT OTTAWA (1-1-0)**

DATE/OPP.	RESULT	GWG
Oct. 10 at OTT	L 2-4	Fisher
Oct. 31 at OTT	W 3-1	Peverley

**INDIVIDUAL STATISTICS**

**THRASHERS**

PLAYER	GP	G	A	PTS	+/-	PIM	PP	SH
Nik Antropov	3	2	3	5	2	0	2	0
Ilya Kovalchuk	2	2	2	4	4	0	0	0
Todd White	4	1	3	4	3	4	0	0
Colby Armstrong	4	2	1	3	5	2	0	0
Maxim Afinogenov	4	1	2	3	-1	2	0	0
Pavel Kubina	4	1	2	3	1	4	0	0
Bryan Little	4	1	2	3	3	0	0	0
Rich Peverley	4	1	2	3	2	4	0	0
Ron Hainsey	3	1	2	3	6	2	0	0
Jim Slater	3	1	2	3	4	0	0	0
Tobias Enstrom	4	1	1	2	0	0	0	0
Vyacheslav Kozlov	3	0	2	2	0	2	0	0
Zach Bogosian	4	1	0	1	2	0	0	0
Eric Boulton	4	1	0	1	-1	22	1	0
Evgeny Artyukhin	1	1	0	1	-1	0	0	0
Marty Reasoner	4	0	1	1	0	0	0	0
Christoph Schubert	3	0	1	1	1	17	0	0
Chris Thorburn	3	0	1	1	1	0	0	0
Johnny Oduya	1	0	1	1	2	0	0	0
Evander Kane	3	0	0	0	1	0	0	0
Mark Popovic	2	0	0	0	2	2	0	0
Anssi Salmela	2	0	0	0	-1	4	0	0
Niclas Bergfors	1	0	0	0	-1	0	0	0
Clarke MacArthur	1	0	0	0	0	0	0	0
Boris Valabik	1	0	0	0	1	5	0	0

GOALIE	GP	MINS	WL-OT	GA	SA	SV	GAA	SV%
Ondrej Pavelec	3	179	2-1-0	6	116	110	2.01	.948
Johan Hedberg	1	60	1-0-0	3	39	36	3.02	.923

**SENATORS**

PLAYER	GP	G	A	PTS	+/-	PIM	PP	SH
Mike Fisher	4	2	1	3	-4	2	2	0
Jarkko Ruutu	4	2	1	3	-2	2	0	0
Daniel Alfredsson	3	0	3	3	-2	2	0	0
Chris Kelly	4	1	1	2	-1	2	0	0
Chris Neil	4	1	1	2	0	17	0	0
Peter Regin	4	1	1	2	0	0	0	0
Milan Michalek	3	0	2	2	1	0	0	0
Alexandre Picard	3	0	2	2	0	2	0	0
Alexei Kovalev	4	1	0	1	-5	2	0	0
Chris Phillips	4	1	0	1	-3	2	0	0
Chris Campoli	4	0	1	1	-5	2	0	0
Nick Foligno	4	0	1	1	-3	2	0	0
Shean Donovan	3	0	1	1	-2	9	0	0
Jason Spezza	2	0	1	1	0	0	0	0
Matt Carkner	3	0	0	0	-1	5	0	0
Jonathan Cheechoo	3	0	0	0	-1	0	0	0
Erik Karlsson	3	0	0	0	-1	0	0	0
Ryan Shannon	3	0	0	0	0	4	0	0
Anton Volchenkov	3	0	0	0	-1	2	0	0
Filip Kuba	2	0	0	0	-3	2	0	0
Matt Cullen	1	0	0	0	0	2	0	0
Brian Lee	1	0	0	0	0	0	0	0
Zack Smith	1	0	0	0	-1	0	0	0
Martin St Pierre	1	0	0	0	-1	0	0	0
Andy Sutton	1	0	0	0	0	4	0	0

GOALIE	GP	MINS	WL-OT	GA	SA	SV	GAA	SV%
Brian Elliott	3	159	1-1-0	11	69	58	4.14	.841
Pascal Leclaire	2	79	0-2-0	6	35	29	4.58	.829

**TEAM STATISTICS**

**THRASHERS**

POWER PLAY:	3-16	(18.8%)
PENALTY KILLING:	11-13	(84.6%)

**GOALS BY PERIOD**

1st	2nd	3rd	OT	TOTAL
7	5	5	0	17

**SHOTS BY PERIOD**

1st	2nd	3rd	OT	TOTAL
48	31	25	0	104

**SENATORS**

POWER PLAY:	2-13	(15.4%)
PENALTY KILLING:	13-16	(81.2%)

**GOALS BY PERIOD**

1st	2nd	3rd	OT	TOTAL
3	4	2	0	9

**SHOTS BY PERIOD**

1st	2nd	3rd	OT	TOTAL
38	58	59	0	155

# 2010-11 THRASHERS OPPONENTS PHILADELPHIA FLYERS



## ATLANTA THRASHERS vs. PHILADELPHIA FLYERS

2009-10 RECORD: 4-0-0



### 2009-10 RESULTS

#### AT ATLANTA (2-0-0)

DATE/OPP.	RESULT	GWG
Nov. 28 vs. PHI	W 1-0	Peverley
Mar. 20 vs. PHI	W 5-2	Antropov

#### AT PHILADELPHIA (2-0-0)

DATE/OPP.	RESULT	GWG
Jan. 28 at PHI	W 4-3	Slater
Mar. 21 at PHI	W 3-1	White

### INDIVIDUAL STATISTICS

#### THRASHERS

PLAYER	GP	G	A	PTS	+/-	PIM	PP	SH
Rich Peverley	4	3	1	4	4	2	1	0
Ron Hainsey	4	1	3	4	5	0	0	0
Jim Slater	3	2	1	3	0	16	0	0
Nik Antropov	4	1	2	3	2	4	0	0
Pavel Kubina	4	0	3	3	2	2	0	0
Clarke MacArthur	2	0	3	3	4	0	0	0
Colby Armstrong	4	2	0	2	2	20	0	0
Todd White	4	1	1	2	4	0	0	0
Niclas Bergfors	2	1	1	2	0	0	0	0
Maxim Afinogenov	4	0	2	2	1	6	0	0
Tobias Enstrom	4	0	2	2	3	0	0	0
Evander Kane	2	0	2	2	-1	0	0	0
Bryan Little	4	1	0	1	4	2	0	0
Ilya Kovalchuk	2	1	0	1	1	0	0	0
Evgeny Artyukhin	2	0	1	1	-1	2	0	0
Zach Bogosian	4	0	0	0	0	0	0	0
Eric Boulton	4	0	0	0	0	14	0	0
Marty Reasoner	4	0	0	0	-2	0	0	0
Mark Popovic	3	0	0	0	-1	0	0	0
Johnny Oduya	2	0	0	0	4	0	0	0
Chris Thorburn	2	0	0	0	0	5	0	0
Vyacheslav Kozlov	1	0	0	0	0	0	0	0
Anssi Salmela	1	0	0	0	-1	0	0	0
Christoph Schubert	1	0	0	0	0	2	0	0
Boris Valabik	1	0	0	0	0	0	0	0

GOALIE	GP	MINS	WL-OT	GA	SA	SV	GAA	SV%
Johan Hedberg	3	180	3-0-0	5	98	93	1.67	.949
Ondrej Pavelec	1	60	1-0-0	1	45	44	1.00	.978

#### FLYERS

PLAYER	GP	G	A	PTS	+/-	PIM	PP	SH
Daniel Carcillo	4	2	0	2	0	5	0	0
Claude Giroux	4	1	1	2	-3	2	0	0
Blair Betts	3	1	1	2	0	2	0	0
Matt Carle	4	0	2	2	-2	0	0	0
Ian Laperriere	4	0	2	2	0	5	0	0
Mike Richards	4	1	0	1	-2	6	0	0
Arron Asham	3	1	0	1	1	26	0	0
Chris Pronger	4	0	1	1	-2	0	0	0
James van Riemsdyk	4	0	1	1	-1	4	0	0
Darroll Powe	3	0	1	1	-2	0	0	0
Jeff Carter	4	0	0	0	-3	0	0	0
Braydon Coburn	4	0	0	0	-5	4	0	0
Scott Hartnell	4	0	0	0	-2	9	0	0
Kimmo Timonen	4	0	0	0	-1	0	0	0
Oskars Bartulis	3	0	0	0	1	0	0	0
Danny Briere	3	0	0	0	-2	4	0	0
Simon Gagne	3	0	0	0	-3	0	0	0
Ryan Parent	3	0	0	0	-3	2	0	0
Riley Cote	1	0	0	0	0	5	0	0
Jon Kalinski	1	0	0	0	0	0	0	0
Lukas Krajicek	1	0	0	0	-1	0	0	0
Ville Leino	1	0	0	0	-1	0	0	0
Andreas Nodl	1	0	0	0	0	0	0	0
Mika Pyorala	1	0	0	0	0	0	0	0
Ole-Kristian Tollefsen	1	0	0	0	1	2	0	0

GOALIE	GP	MINS	WL-OT	GA	SA	SV	GAA	SV%
Brian Boucher	3	176	0-3-0	9	77	68	3.06	.883
Ray Emery	1	59	0-1-0	4	28	24	4.08	.857

### TEAM STATISTICS

#### THRASHERS

POWER PLAY:	1-14	(7.1%)
PENALTY KILLING:	13-13	(100.0%)

#### GOALS BY PERIOD

1st	2nd	3rd	OT	TOTAL
5	2	6	0	13

#### SHOTS BY PERIOD

1st	2nd	3rd	OT	TOTAL
29	47	29	0	105

#### FLYERS

POWER PLAY:	5-16	(31.2%)
PENALTY KILLING:	14-16	(87.5%)

#### GOALS BY PERIOD

1st	2nd	3rd	OT	TOTAL
1	4	1	0	6

#### SHOTS BY PERIOD

1st	2nd	3rd	OT	TOTAL
49	43	51	0	143





ATLANTA THRASHERS vs.  
**PHOENIX COYOTES**  
2009-10 RECORD: 0-0-1



**2009-10 RESULTS**

**AT ATLANTA (0-0-1)**

DATE/OPP.	RESULT	GWG
Mar. 14 vs. PHX	L 2-3 (SO)	Aucoin

**AT PHOENIX (0-0-0)**

DATE/OPP.	RESULT	GWG
	No Games	

**INDIVIDUAL STATISTICS**

**THRASHERS**

PLAYER	GP	G	A	PTS	+/-	PIM	PP	SH
Maxim Afinogenov	1	1	1	2	-1	0	1	0
Nik Antropov	1	1	1	2	-1	2	1	0
Tobias Enstrom	1	0	1	1	0	0	0	0
Ron Hainsey	1	0	1	1	-1	0	0	0
Colby Armstrong	1	0	0	0	0	0	0	0
Niclas Bergfors	1	0	0	0	-1	0	0	0
Eric Boulton	1	0	0	0	0	0	0	0
Chris Chelios	1	0	0	0	0	0	0	0
Pavel Kubina	1	0	0	0	2	0	0	0
Bryan Little	1	0	0	0	0	2	0	0
Clarke MacArthur	1	0	0	0	0	0	0	0
Johnny Oduya	1	0	0	0	-1	0	0	0
Rich Peverley	1	0	0	0	0	0	0	0
Mark Popovic	1	0	0	0	0	0	0	0
Marty Reasoner	1	0	0	0	0	2	0	0
Jim Slater	1	0	0	0	0	0	0	0
Chris Thorburn	1	0	0	0	0	0	0	0
Todd White	1	0	0	0	0	0	0	0

GOALIE	GP	MINS	W-L-OT	GA	SA	SV	GAA	SV%
Ondrej Pavelec	1	65	0-0-1	2	34	32	1.85	.941

**COYOTES**

PLAYER	GP	G	A	PTS	+/-	PIM	PP	SH
Keith Yandle	1	0	2	2	1	0	0	0
Matthew Lombardi	1	1	0	1	1	0	0	0
Lee Stempniak	1	1	0	1	0	2	1	0
Shane Doan	1	0	1	1	1	2	0	0
Taylor Pyatt	1	0	1	1	0	2	0	0
Adrian Aucoin	1	0	0	0	0	2	0	0
Paul Bissonnette	1	0	0	0	0	0	0	0
Vernon Fiddler	1	0	0	0	0	0	0	0
Martin Hanzal	1	0	0	0	0	0	0	0
Ed Jovanovski	1	0	0	0	0	0	0	0
Lauri Korpikoski	1	0	0	0	0	2	0	0
Zbynek Michalek	1	0	0	0	1	0	0	0
Derek Morris	1	0	0	0	0	0	0	0
Petteri Nokelainen	1	0	0	0	0	0	0	0
Mathieu Schneider	1	0	0	0	0	0	0	0
Radim Vrbata	1	0	0	0	0	2	0	0
Daniel Winnik	1	0	0	0	1	0	0	0
Wojtek Wolski	1	0	0	0	0	0	0	0

GOALIE	GP	MINS	W-L-OT	GA	SA	SV	GAA	SV%
Jason LaBarbera	1	65	1-0-0	2	41	39	1.85	.951

**TEAM STATISTICS**

**THRASHERS**

POWER PLAY:	2-8	(25.0%)
PENALTY KILLING:	3-4	(75.0%)

**GOALS BY PERIOD**

1st	2nd	3rd	OT	TOTAL
0	0	2	0	2

**SHOTS BY PERIOD**

1st	2nd	3rd	OT	TOTAL
10	16	11	4	41

**COYOTES**

POWER PLAY:	1-4	(25.0%)
PENALTY KILLING:	6-8	(75.0%)

**GOALS BY PERIOD**

1st	2nd	3rd	OT	TOTAL
0	1	1	0	2

**SHOTS BY PERIOD**

1st	2nd	3rd	OT	TOTAL
4	13	14	3	34



# ATLANTA THRASHERS vs. PITTSBURGH PENGUINS



2009-10 RECORD: 1-2-1

### 2009-10 RESULTS

#### AT ATLANTA (1-1-0)

DATE/OPP.	RESULT	GWG
Nov. 21 vs. PIT	L 2-3	Malkin
Apr. 10 vs. PIT	W 1-0	Little

#### AT PITTSBURGH (0-1-1)

DATE/OPP.	RESULT	GWG
Jan. 5 at PIT	L 2-5	Fedotenko
Apr. 3 at PIT	L 3-4 (OT)	Leopold

### INDIVIDUAL STATISTICS

#### THRASHERS

PLAYER	GP	G	A	PTS	+/-	PIM	PP	SH
Maxim Afinogenov	4	2	0	2	-2	0	0	0
Jim Slater	3	2	0	2	2	7	0	0
Rich Peeverley	4	1	1	2	1	2	0	0
Chris Thorburn	4	1	1	2	2	2	0	1
Nik Antropov	2	0	2	2	0	0	0	0
Pavel Kubina	2	0	2	2	-2	0	0	0
Clarke MacArthur	2	0	2	2	0	0	0	0
Bryan Little	4	1	0	1	0	2	0	0
Tim Stapleton	1	1	0	1	0	0	1	0
Zach Bogosian	4	0	1	1	3	4	0	0
Tobias Enstrom	4	0	1	1	-3	2	0	0
Evander Kane	4	0	1	1	-1	18	0	0
Vyacheslav Kozlov	3	0	1	1	0	0	0	0
Niclas Bergfors	2	0	1	1	0	0	0	0
Johnny Oduya	2	0	1	1	0	0	0	0
Eric Boulton	4	0	0	0	2	5	0	0
Ron Hainsey	4	0	0	0	0	4	0	0
Marty Reasoner	4	0	0	0	-1	0	0	0
Colby Armstrong	3	0	0	0	-2	0	0	0
Mark Popovic	3	0	0	0	-1	2	0	0
Ilya Kovalchuk	2	0	0	0	-3	21	0	0
Christoph Schubert	2	0	0	0	0	0	0	0
Todd White	2	0	0	0	-3	0	0	0
Chris Chelios	1	0	0	0	0	0	0	0
Arturs Kulda	1	0	0	0	1	2	0	0
Anssi Salmela	1	0	0	0	1	0	0	0

#### PENGUINS

PLAYER	GP	G	A	PTS	+/-	PIM	PP	SH
Evgeni Malkin	4	2	2	4	0	4	1	0
Jordan Staal	4	2	2	4	3	0	0	0
Sidney Crosby	4	0	4	4	-2	2	0	0
Tyler Kennedy	3	1	2	3	3	2	0	0
Alex Goligoski	3	0	3	3	-1	2	0	0
Martin Skoula	2	2	0	2	0	0	1	0
Ruslan Fedotenko	4	1	1	2	2	4	1	0
Sergei Gonchar	3	1	1	2	-2	2	1	0
Matt Cooke	4	0	2	2	2	12	0	0
Kris Letang	3	1	0	1	3	0	0	0
Jordan Leopold	2	1	0	1	-1	2	0	0
Luca Caputi	1	1	0	1	1	0	0	0
Mike Rupp	3	0	1	1	0	12	0	0
Chris Bourque	1	0	1	1	1	2	0	0
Craig Adams	4	0	0	0	-1	2	0	0
Pascal Dupuis	4	0	0	0	-2	0	0	0
Mark Eaton	4	0	0	0	0	2	0	0
Bill Guerin	4	0	0	0	-3	7	0	0
Brooks Orpik	4	0	0	0	1	0	0	0
Eric Godard	3	0	0	0	-1	7	0	0
Maxime Talbot	3	0	0	0	0	0	0	0
Deryk Engelland	1	0	0	0	1	5	0	0
Chris Kunitz	1	0	0	0	0	0	0	0
Ben Lovejoy	1	0	0	0	1	0	0	0
Jay McKee	1	0	0	0	0	0	0	0
Alexei Ponikarovsky	1	0	0	0	-1	0	0	0

GOALIE	GP	MINS	WL-OT	GA	SA	SV	GAA	SV%
Johan Hedberg	3	180	1-1-1	7	102	95	2.33	.931
Ondrej Pavelec	1	60	0-1-0	5	37	32	5.00	.865

GOALIE	GP	MINS	WL-OT	GA	SA	SV	GAA	SV%
Marc-Andre Fleury	3	182	2-1-0	6	79	73	1.98	.924
Brent Johnson	1	60	1-0-0	2	33	31	2.01	.939

### TEAM STATISTICS

#### THRASHERS

POWER PLAY:	1-15	(6.7%)
PENALTY KILLING:	13-17	(76.5%)

#### GOALS BY PERIOD

1st	2nd	3rd	OT	TOTAL
1	4	3	0	8

#### SHOTS BY PERIOD

1st	2nd	3rd	OT	TOTAL
35	36	39	2	112

#### PENGUINS

POWER PLAY:	4-17	(23.5%)
PENALTY KILLING:	14-15	(93.3%)

#### GOALS BY PERIOD

1st	2nd	3rd	OT	TOTAL
1	6	4	1	12

#### SHOTS BY PERIOD

1st	2nd	3rd	OT	TOTAL
42	47	48	2	139



ATLANTA THRASHERS vs.  
**ST. LOUIS BLUES**  
2009-10 RECORD: 2-0-0



**2009-10 RESULTS**

**AT ATLANTA (1-0-0)**

DATE/OPP.	RESULT	GWG
Nov. 8 vs. STL	W 3-2 (SO)	Peeverley

**AT ST. LOUIS (1-0-0)**

DATE/OPP.	RESULT	GWG
Oct. 8 at STL	W 4-2	Kane

**INDIVIDUAL STATISTICS**

**THRASHERS**

PLAYER	GP	G	A	PTS	+/-	PIM	PP	SH
Marty Reasoner	2	0	3	3	4	2	0	0
Ilya Kovalchuk	1	2	0	2	-1	2	1	0
Tobias Enstrom	2	1	1	2	0	0	0	0
Colby Armstrong	2	0	2	2	3	0	0	0
Eric Boulton	2	1	0	1	1	0	0	0
Ron Hainsey	2	1	0	1	1	0	0	0
Evander Kane	2	1	0	1	3	0	0	0
Pavel Kubina	2	0	1	1	2	4	0	0
Bryan Little	2	0	1	1	-1	0	0	0
Rich Peeverley	2	0	1	1	1	0	0	0
Chris Thorburn	2	0	1	1	1	0	0	0
Anssi Salmela	1	0	1	1	1	0	0	0
Maxim Afinogenov	2	0	0	0	-1	0	0	0
Nik Antropov	2	0	0	0	-1	0	0	0
Zach Bogosian	2	0	0	0	-1	4	0	0
Vyacheslav Kozlov	2	0	0	0	-1	0	0	0
Christoph Schubert	2	0	0	0	1	2	0	0
Todd White	2	0	0	0	-2	0	0	0
Mark Popovic	1	0	0	0	0	0	0	0
Jim Slater	1	0	0	0	0	0	0	0

**BLUES**

PLAYER	GP	G	A	PTS	+/-	PIM	PP	SH
David Perron	2	1	1	2	-2	2	1	0
Keith Tkachuk	1	1	1	2	1	0	0	0
Erik Johnson	2	0	2	2	0	2	0	0
Andy McDonald	2	1	0	1	-2	0	0	0
Roman Polak	2	1	0	1	1	2	0	0
Brad Boyes	2	0	1	1	1	0	0	0
Barret Jackman	2	0	1	1	1	0	0	0
Eric Brewer	1	0	1	1	-2	0	0	0
Alex Pietrangelo	1	0	1	1	-1	0	0	0
David Backes	2	0	0	0	-3	0	0	0
Patrik Berglund	2	0	0	0	-1	0	0	0
Brandon Crombeen	2	0	0	0	0	2	0	0
Paul Kariya	2	0	0	0	-2	0	0	0
Jay McClement	2	0	0	0	0	0	0	0
T.J. Oshie	2	0	0	0	-2	2	0	0
Mike Weaver	2	0	0	0	-1	0	0	0
Brad Winchester	2	0	0	0	1	2	0	0
Carlo Colaiacovo	1	0	0	0	-1	2	0	0
Lars Eller	1	0	0	0	0	2	0	0
Cam Janssen	1	0	0	0	0	0	0	0
Alexander Steen	1	0	0	0	1	0	0	0
Darryl Sydor	1	0	0	0	0	0	0	0

GOALIE	GP	MINS	WL-OT	GA	SA	SV	GAA	SV%
Johan Hedberg	1	65	1-0-0	2	32	30	1.85	.938
Ondrej Pavelec	1	60	1-0-0	2	31	29	2.00	.935

GOALIE	GP	MINS	WL-OT	GA	SA	SV	GAA	SV%
Ty Conklin	1	65	0-0-1	2	40	38	1.85	.950
Chris Mason	1	59	0-1-0	3	21	18	3.03	.857

**TEAM STATISTICS**

**THRASHERS**

POWER PLAY:	1-8	(12.5%)
PENALTY KILLING:	6-7	(85.7%)

**GOALS BY PERIOD**

1st	2nd	3rd	OT	TOTAL
2	1	3	0	6

**SHOTS BY PERIOD**

1st	2nd	3rd	OT	TOTAL
13	15	31	3	62

**BLUES**

POWER PLAY:	2-4	(50.0%)
PENALTY KILLING:	2-2	(100.0%)

**GOALS BY PERIOD**

1st	2nd	3rd	OT	TOTAL
1	1	2	0	4

**SHOTS BY PERIOD**

1st	2nd	3rd	OT	TOTAL
12	22	25	4	63



# ATLANTA THRASHERS vs. SAN JOSE SHARKS

2009-10 RECORD: 0-1-0



### 2009-10 RESULTS

#### AT ATLANTA (0-1-0)

DATE/OPP.	RESULT	GWG
Oct. 24 vs. SJ	L 3-4	Marleau

#### AT SAN JOSE (0-0-0)

DATE/OPP.	RESULT	GWG
	No Games	

### INDIVIDUAL STATISTICS

#### THRASHERS

PLAYER	GP	G	A	PTS	+/-	PIM	PP	SH
Evander Kane	1	1	0	1	1	2	0	0
Rich Peverley	1	1	0	1	0	2	1	0
Todd White	1	1	0	1	0	0	0	0
Maxim Afinogenov	1	0	1	1	0	0	0	0
Nik Antropov	1	0	1	1	0	0	0	0
Ron Hainsey	1	0	1	1	1	0	0	0
Pavel Kubina	1	0	1	1	1	0	0	0
Colby Armstrong	1	0	0	0	0	0	0	0
Zach Bogosian	1	0	0	0	-1	0	0	0
Eric Boulton	1	0	0	0	0	5	0	0
Tobias Enstrom	1	0	0	0	-1	2	0	0
Ilya Kovalchuk	1	0	0	0	-1	0	0	0
Vyacheslav Kozlov	1	0	0	0	0	0	0	0
Bryan Little	1	0	0	0	0	0	0	0
Marty Reasoner	1	0	0	0	0	0	0	0
Anssi Salmela	1	0	0	0	0	2	0	0
Christoph Schubert	1	0	0	0	0	0	0	0
Chris Thorburn	1	0	0	0	0	0	0	0

GOALIE	GP	MINS	WL-OT	GA	SA	SV	GAA	SV%
Ondrej Pavelec	1	30	0-0-0	0	12	12	0.00	1.000
Johan Hedberg	1	29	0-1-0	4	12	8	8.19	.667

#### SHARKS

PLAYER	GP	G	A	PTS	+/-	PIM	PP	SH
Patrick Marleau	1	2	1	3	1	0	1	0
Dany Heatley	1	1	1	2	-1	2	1	0
Joe Thornton	1	1	0	1	-1	0	0	0
Dan Boyle	1	0	1	1	0	0	0	0
Ryane Clowe	1	0	1	1	1	0	0	0
Manny Malhotra	1	0	1	1	1	0	0	0
Ryan Vesce	1	0	1	1	-1	0	0	0
Rob Blake	1	0	0	0	0	0	0	0
Jason Demers	1	0	0	0	0	0	0	0
Benn Ferriero	1	0	0	0	0	0	0	0
Kent Huskins	1	0	0	0	0	0	0	0
Douglas Murray	1	0	0	0	0	0	0	0
Scott Nichol	1	0	0	0	0	4	0	0
Jed Ortmeyer	1	0	0	0	0	2	0	0
Devin Setoguchi	1	0	0	0	0	0	0	0
Jody Shelley	1	0	0	0	0	0	0	0
Brad Staubitz	1	0	0	0	0	5	0	0
Marc-Edouard Vlasic	1	0	0	0	0	0	0	0

GOALIE	GP	MINS	WL-OT	GA	SA	SV	GAA	SV%
Evgeni Nabokov	1	60	1-0-0	3	27	24	3.01	.889

### TEAM STATISTICS

#### THRASHERS

POWER PLAY:	1-4	(25.0%)
PENALTY KILLING:	2-4	(50.0%)

#### GOALS BY PERIOD

1st	2nd	3rd	OT	TOTAL
0	2	1	0	3

#### SHOTS BY PERIOD

1st	2nd	3rd	OT	TOTAL
13	7	7	0	27

#### SHARKS

POWER PLAY:	2-4	(50.0%)
PENALTY KILLING:	3-4	(75.0%)

#### GOALS BY PERIOD

1st	2nd	3rd	OT	TOTAL
2	2	0	0	4

#### SHOTS BY PERIOD

1st	2nd	3rd	OT	TOTAL
9	6	10	0	25



# ATLANTA THRASHERS vs. TAMPA BAY LIGHTNING



2009-10 RECORD: 1-3-2

## 2009-10 RESULTS

### AT ATLANTA (1-1-1)

DATE/OPP.	RESULT	GWG
Oct. 3 vs. TB	W 6-3	Peverley
Nov. 22 vs. TB	L 3-4 (OT)	Stankos
Feb. 2 vs. TB	L 1-2	St. Louis

### AT TAMPA BAY (0-2-1)

DATE/OPP.	RESULT	GWG
Dec. 26 at TB	L 3-4	Malone
Jan. 23 at TB	L 1-2 (SO)	Helpem
Mar. 6 at TB	L 2-6	Szczecura

## INDIVIDUAL STATISTICS

### THRASHERS

PLAYER	GP	G	A	PTS	+/-	PIM	PP	SH
Nik Antropov	6	2	4	6	6	4	0	0
Ilya Kovalchuk	5	3	2	5	0	4	0	0
Rich Peverley	6	2	2	4	-4	0	1	0
Tobias Enstrom	6	1	3	4	-1	2	0	0
Bryan Little	6	0	4	4	3	4	0	0
Zach Bogosian	6	1	2	3	-1	2	0	0
Maxim Afinogenov	6	0	3	3	-1	10	0	0
Evander Kane	6	1	1	2	1	4	0	0
Todd White	5	1	1	2	-2	4	0	0
Vyacheslav Kozlov	3	1	1	2	-1	0	0	0
Pavel Kubina	6	0	2	2	-1	12	0	0
Marty Reasoner	6	1	0	1	1	2	0	0
Colby Armstrong	5	1	0	1	-1	2	0	0
Anssi Salmela	3	1	0	1	1	2	0	0
Niclas Bergfors	1	1	0	1	1	0	0	0
Ron Hainsey	6	0	1	1	-2	0	0	0
Chris Thorburn	6	0	1	1	0	12	0	0
Eric Boulton	5	0	1	1	1	14	0	0
Mark Popovic	2	0	1	1	2	2	0	0
Evgeny Artyukhin	1	0	1	1	-1	0	0	0
Jim Slater	4	0	0	0	0	0	0	0
Christoph Schubert	3	0	0	0	1	2	0	0
Boris Valabik	3	0	0	0	1	12	0	0
Clarke MacArthur	1	0	0	0	-2	0	0	0
Johnny Oduya	1	0	0	0	0	2	0	0

### LIGHTNING

PLAYER	GP	G	A	PTS	+/-	PIM	PP	SH
Martin St Louis	6	4	6	10	1	2	1	0
Steven Stamkos	6	4	5	9	1	6	2	0
Vincent Lecavalier	6	1	5	6	3	2	0	0
Alex Tanguay	6	1	5	6	2	6	0	0
Steve Downie	6	1	3	4	3	26	0	0
Kurtis Foster	6	1	3	4	3	2	1	0
Ryan Malone	6	2	1	3	-4	4	0	0
Stephane Veilleux	5	2	0	2	-1	14	0	0
Paul Szczecura	4	1	1	2	0	2	0	0
Teddy Purcell	1	1	1	2	0	2	0	0
Mattias Ohlund	5	0	2	2	0	0	0	0
Brandon Bochenski	1	0	2	2	2	0	0	0
Andrej Meszaros	6	1	0	1	-5	4	0	0
Mike Lundin	5	1	0	1	0	2	0	0
Victor Hedman	6	0	1	1	2	2	0	0
Zenon Konopka	5	0	1	1	0	14	0	0
Matt Walker	5	0	1	1	-1	12	0	0
Jeff Halpern	4	0	0	0	-3	0	0	0
Todd Fedoruk	3	0	0	0	-2	7	0	0
Matt Smaby	3	0	0	0	1	0	0	0
Nate Thompson	3	0	0	0	-2	2	0	0
James Wright	3	0	0	0	-1	7	0	0
David Hale	2	0	0	0	2	2	0	0
Blair Jones	1	0	0	0	1	0	0	0
Lukas Krajciček	1	0	0	0	0	0	0	0
Drew Miller	1	0	0	0	0	0	0	0
Mark Parrish	1	0	0	0	0	2	0	0
Paul Ranger	1	0	0	0	-2	2	0	0

GOALIE	GP	MINS	WL-OT	GA	SA	SV	GAA	SV%
Ondrej Pavelec	4	240	1-2-1	13	137	124	3.25	.905
Johan Hedberg	2	124	0-1-1	7	56	49	3.38	.875

GOALIE	GP	MINS	WL-OT	GA	SA	SV	GAA	SV%
Antero Niittymäki	4	248	4-0-0	7	127	120	1.70	.945
Mike Smith	2	120	1-1-0	9	55	46	4.50	.836

## TEAM STATISTICS

### THRASHERS

POWER PLAY:	1-23	(4.3%)
PENALTY KILLING:	16-20	(80.0%)

### GOALS BY PERIOD

1st	2nd	3rd	OT	TOTAL
5	5	6	0	16

### SHOTS BY PERIOD

1st	2nd	3rd	OT	TOTAL
49	67	63	3	182

### LIGHTNING

POWER PLAY:	4-20	(20.0%)
PENALTY KILLING:	22-23	(95.7%)

### GOALS BY PERIOD

1st	2nd	3rd	OT	TOTAL
7	6	6	1	20

### SHOTS BY PERIOD

1st	2nd	3rd	OT	TOTAL
69	62	57	5	193



# ATLANTA THRASHERS vs. TORONTO MAPLE LEAFS

2009-10 RECORD: 2-1-1



### AT ATLANTA (1-0-1)

DATE/OPP.	RESULT	GWG
Jan. 19 vs. TOR	W 4-3	Kovalchuk
Mar. 25 vs. TOR	L 1-2 (OT)	Grabovski

### AT TORONTO (1-1-0)

DATE/OPP.	RESULT	GWG
Dec. 7 at TOR	L 2-5	Grabovski
Mar. 30 at TOR	W 3-2	Antropov

## INDIVIDUAL STATISTICS

### THRASHERS

PLAYER	GP	G	A	PTS	+/-	PIM	PP	SH
Ilya Kovalchuk	2	2	2	4	0	0	0	0
Maxim Afinogenov	4	1	2	3	-1	2	0	0
Ron Hainsey	4	0	3	3	-2	4	0	0
Chris Thorburn	3	0	3	3	3	2	0	0
Nik Antropov	4	1	1	2	-1	0	0	0
Zach Bogosian	4	1	1	2	-1	4	1	0
Rich Peverley	4	1	1	2	-3	0	1	0
Marty Reasoner	4	1	1	2	1	4	0	0
Bryan Little	4	1	0	1	-5	2	1	0
Evgeny Artyukhin	2	1	0	1	1	4	0	0
Evander Kane	2	1	0	1	-4	4	0	0
Colby Armstrong	4	0	1	1	-1	2	0	0
Pavel Kubina	4	0	1	1	-5	0	0	0
Eric Boulton	3	0	1	1	1	0	0	0
Jim Slater	3	0	1	1	-1	2	0	0
Niclas Bergfors	2	0	1	1	0	0	0	0
Tobias Enstrom	4	0	0	0	-3	0	0	0
Mark Popovic	3	0	0	0	-1	0	0	0
Vyacheslav Kozlov	2	0	0	0	-1	0	0	0
Clarke MacArthur	2	0	0	0	-1	0	0	0
Johnny Oduya	2	0	0	0	1	0	0	0
Chris Chelios	1	0	0	0	0	0	0	0
Anssi Salmela	1	0	0	0	1	0	0	0
Christoph Schubert	1	0	0	0	-2	2	0	0
Tim Stapleton	1	0	0	0	0	0	0	0
Boris Valabik	1	0	0	0	1	2	0	0
Todd White	1	0	0	0	-1	0	0	0

### MAPLE LEAFS

PLAYER	GP	G	A	PTS	+/-	PIM	PP	SH
Alexei Ponikarovsky	2	4	1	5	2	2	2	0
Phil Kessel	4	1	2	3	1	0	0	0
Niklas Hagman	2	1	2	3	3	0	0	0
Matt Stajan	2	1	2	3	3	2	0	0
Mikhail Grabovski	3	2	0	2	3	0	0	0
Viktor Stalberg	2	2	0	2	1	4	0	0
Lee Stempniak	2	1	1	2	1	4	0	0
Tomas Kaberle	4	0	2	2	0	2	0	0
Nikolai Kulemin	4	0	2	2	5	0	0	0
Tyler Bozak	3	0	2	2	3	0	0	0
Ian White	2	0	2	2	3	0	0	0
Francois Beauchemin	4	0	1	1	2	0	0	0
Christian Hanson	2	0	1	1	0	0	0	0
Dion Phaneuf	2	0	1	1	1	0	0	0
Wayne Primeau	2	0	1	1	1	0	0	0
Garnet Exelby	4	0	0	0	2	4	0	0
Colton Orr	4	0	0	0	-2	4	0	0
Luke Schenn	4	0	0	0	2	0	0	0
Rickard Wallin	4	0	0	0	-1	0	0	0
Carl Gunnarsson	3	0	0	0	-1	2	0	0
John Mitchell	3	0	0	0	-2	2	0	0
Jason Blake	2	0	0	0	1	0	0	0
Luca Caputi	2	0	0	0	0	0	0	0
Jamal Mayers	2	0	0	0	-2	4	0	0
Fredrik Sjostrom	2	0	0	0	-1	0	0	0
Mike Komisarek	1	0	0	0	1	2	0	0
Jamie Lundmark	1	0	0	0	-2	0	0	0

GOALIE	GP	MINS	WL-OT	GA	SA	SV	GAA	SV%
Ondrej Pavelec	4	221	2-1-1	12	121	109	3.26	.901
Johan Hedberg	1	20	0-0-0	0	6	6	0.00	1.000

GOALIE	GP	MINS	WL-OT	GA	SA	SV	GAA	SV%
Jonas Gustavsson	2	119	1-1-0	4	45	41	2.01	.911
Vesa Toskala	2	119	1-1-0	6	56	50	3.03	.893

## TEAM STATISTICS

### THRASHERS

POWER PLAY:	3-13	(23.1%)
PENALTY KILLING:	13-13	(100.0%)

### GOALS BY PERIOD

1st	2nd	3rd	OT	TOTAL
1	4	5	0	10

### SHOTS BY PERIOD

1st	2nd	3rd	OT	TOTAL
30	40	31	0	101

### MAPLE LEAFS

POWER PLAY:	0-13	(0.0%)
PENALTY KILLING:	10-13	(76.9%)

### GOALS BY PERIOD

1st	2nd	3rd	OT	TOTAL
3	6	2	1	12

### SHOTS BY PERIOD

1st	2nd	3rd	OT	TOTAL
36	43	46	2	127



ATLANTA THRASHERS vs.  
**VANCOUVER CANUCKS**  
2009-10 RECORD: 0-1-0



**2009-10 RESULTS**

**AT ATLANTA (0-0-0)**

DATE/OPP.	RESULT	GWG
No Games		

**AT VANCOUVER (0-1-0)**

DATE/OPP.	RESULT	GWG
Dec. 10 at VAN	L 2-4	Sedin

**INDIVIDUAL STATISTICS**

**THRASHERS**

PLAYER	GP	G	A	PTS	+/-	PIM	PP	SH
Rich Peverley	1	0	2	2	1	2	0	0
Nik Antropov	1	1	0	1	-2	0	1	0
Colby Armstrong	1	1	0	1	1	0	0	0
Zach Bogosian	1	0	1	1	-2	0	0	0
Ilya Kovalchuk	1	0	1	1	-2	12	0	0
Maxim Afinogenov	1	0	0	0	-2	0	0	0
Tobias Enstrom	1	0	0	0	-2	0	0	0
Ron Hainsey	1	0	0	0	-1	0	0	0
Evander Kane	1	0	0	0	-1	0	0	0
Vyacheslav Kozlov	1	0	0	0	1	0	0	0
Pavel Kubina	1	0	0	0	-1	0	0	0
Bryan Little	1	0	0	0	-1	0	0	0
Marty Reasoner	1	0	0	0	-1	0	0	0
Christoph Schubert	1	0	0	0	0	0	0	0
Jim Slater	1	0	0	0	-1	0	0	0
Chris Thorburn	1	0	0	0	-1	5	0	0
Boris Valabik	1	0	0	0	0	7	0	0
Todd White	1	0	0	0	-1	0	0	0

GOALIE	GP	MINS	W-L-OT	GA	SA	SV	GAA	SV%
Ondrej Pavelec	1	59	0-1-0	4	38	34	4.05	.895

**CANUCKS**

PLAYER	GP	G	A	PTS	+/-	PIM	PP	SH
Daniel Sedin	1	3	0	3	2	0	0	0
Alexandre Burrows	1	0	2	2	1	0	0	0
Henrik Sedin	1	0	2	2	2	0	0	0
Mason Raymond	1	1	0	1	1	0	0	0
Steve Bernier	1	0	1	1	1	0	0	0
Kevin Bieksa	1	0	1	1	1	0	0	0
Shane O'Brien	1	0	1	1	2	0	0	0
Mikael Samuelsson	1	0	1	1	1	2	0	0
Christian Ehrhoff	1	0	0	0	0	0	0	0
Tanner Glass	1	0	0	0	0	5	0	0
Jannik Hansen	1	0	0	0	0	0	0	0
Darcy Hordichuk	1	0	0	0	0	0	0	0
Ryan Johnson	1	0	0	0	0	0	0	0
Ryan Kesler	1	0	0	0	1	2	0	0
Willie Mitchell	1	0	0	0	0	0	0	0
Rick Rypien	1	0	0	0	0	7	0	0
Sami Salo	1	0	0	0	2	0	0	0
Mathieu Schneider	1	0	0	0	1	4	0	0

GOALIE	GP	MINS	W-L-OT	GA	SA	SV	GAA	SV%
Roberto Luongo	1	59	1-0-0	2	24	22	2.05	.917

**TEAM STATISTICS**

**THRASHERS**

POWER PLAY:	1-4	(25.0%)
PENALTY KILLING:	2-2	(100.0%)

**GOALS BY PERIOD**

1st	2nd	3rd	OT	TOTAL
1	1	0	0	2

**SHOTS BY PERIOD**

1st	2nd	3rd	OT	TOTAL
11	6	7	0	24

**CANUCKS**

POWER PLAY:	1-3	(33.3%)
PENALTY KILLING:	4-5	(80.0%)

**GOALS BY PERIOD**

1st	2nd	3rd	OT	TOTAL
2	2	0	0	4

**SHOTS BY PERIOD**

1st	2nd	3rd	OT	TOTAL
7	15	16	0	38

# 2010-11 THRASHERS OPPONENTS

## WASHINGTON CAPITALS



# ATLANTA THRASHERS vs. WASHINGTON CAPITALS

2009-10 RECORD: 0-6-0



### 2009-10 RESULTS

#### AT ATLANTA (0-3-0)

DATE/OPP.	RESULT	GWG
Oct. 22 vs. WSH	L 4-5	Clark
Oct. 29 vs. WSH	L 3-4	Knuble
Jan. 9 vs. WSH	L 1-8	Semin

#### AT WASHINGTON (0-3-0)

DATE/OPP.	RESULT	GWG
Feb. 5 at WSH	L 2-5	Semin
Apr. 1 at WSH	L 1-2	Bradley
Apr. 9 at WSH	L 2-5	Ovechkin

#### THRASHERS

PLAYER	GP	G	A	PTS	+/-	PIM	PP	SH
Tobias Enstrom	6	1	3	4	-4	0	0	0
Rich Peverley	6	1	3	4	-5	2	0	1
Zach Bogosian	6	3	0	3	-4	0	1	1
Maxim Afinogenov	6	2	1	3	-8	4	1	0
Nik Antropov	4	0	3	3	-4	2	0	0
Vyacheslav Kozlov	4	0	3	3	-2	2	0	0
Ilya Kovalchuk	2	2	0	2	-4	0	1	0
Todd White	4	1	1	2	-4	0	0	0
Colby Armstrong	6	0	2	2	-3	8	0	0
Evgeny Artyukhin	2	1	0	1	-1	2	0	0
Clarke MacArthur	2	1	0	1	1	0	0	1
Tim Stapleton	1	1	0	1	1	0	0	0
Ron Hainsey	6	0	1	1	-4	2	0	0
Jim Slater	5	0	1	1	-2	6	0	0
Pavel Kubina	4	0	1	1	-2	8	0	0
Johnny Oduya	3	0	1	1	-3	2	0	0
Arturs Kulda	1	0	1	1	0	0	0	0
Bryan Little	6	0	0	0	-3	0	0	0
Marty Reasoner	6	0	0	0	-4	2	0	0
Chris Thorburn	6	0	0	0	-1	9	0	0
Evander Kane	5	0	0	0	-5	4	0	0
Eric Boulton	4	0	0	0	-1	2	0	0
Niclas Bergfors	3	0	0	0	-3	0	0	0
Mark Popovic	3	0	0	0	-2	2	0	0
Christoph Schubert	3	0	0	0	-4	2	0	0
Anssi Salmela	2	0	0	0	-2	2	0	0
Chris Chelios	1	0	0	0	-1	0	0	0
Boris Valabik	1	0	0	0	0	0	0	0

GOALIE	GP	MINS	WL-OT	GA	SA	SV	GAA	SV%
Ondrej Pavelec	6	304	0-5-0	23	175	152	4.53	.869
Johan Hedberg	2	51	0-1-0	4	23	19	4.73	.826

#### CAPITALS

PLAYER	GP	G	A	PTS	+/-	PIM	PP	SH
Alex Ovechkin	6	5	5	10	6	6	2	0
Nicklas Backstrom	6	5	3	8	6	0	1	0
Alexander Semin	5	3	5	8	7	2	0	1
Mike Green	6	1	6	7	7	2	0	0
Jeff Schultz	6	1	5	6	14	4	0	0
Brooks Laich	6	0	5	5	2	0	0	0
Mike Knuble	5	3	1	4	4	4	0	0
Jason Chimera	4	3	1	4	1	0	0	0
Matt Bradley	5	2	2	4	3	0	0	0
Brendan Morrison	5	1	2	3	0	4	1	0
Tom Poti	5	1	2	3	4	2	1	0
David Steckel	5	1	2	3	3	2	0	0
Eric Fehr	5	1	1	2	-3	0	0	0
Boyd Gordon	3	0	2	2	3	2	0	0
Keith Aucoin	2	0	2	2	1	0	0	0
Chris Clark	2	1	0	1	0	0	0	0
Alexandre Giroux	1	1	0	1	1	0	0	0
Shaone Morrisonn	6	0	1	1	1	4	0	0
Tomas Fleischmann	5	0	1	1	2	0	0	0
Brian Pothier	3	0	1	1	1	0	0	0
Eric Belanger	2	0	1	1	1	0	0	0
Joe Corvo	2	0	1	1	2	0	0	0
John Erskine	3	0	0	0	1	11	0	0
Milan Jurcina	2	0	0	0	1	4	0	0
Quintin Laing	2	0	0	0	1	0	0	0
Tyler Sloan	2	0	0	0	-1	2	0	0
Karl Alzner	1	0	0	0	1	0	0	0
John Carlson	1	0	0	0	0	0	0	0
Mathieu Perreault	1	0	0	0	0	0	0	0
Scott Walker	1	0	0	0	0	2	0	0

GOALIE	GP	MINS	WL-OT	GA	SA	SV	GAA	SV%
Semyon Varlamov	3	180	3-0-0	8	87	79	2.67	.908
Michal Neuvirth	2	120	2-0-0	3	84	81	1.51	.964
Jose Theodore	1	60	1-0-0	2	31	29	2.00	.935

### TEAM STATISTICS

#### THRASHERS

POWER PLAY:	3-21	(14.3%)
PENALTY KILLING:	21-26	(80.8%)

#### GOALS BY PERIOD

1st	2nd	3rd	OT	TOTAL
3	4	6	0	13

#### SHOTS BY PERIOD

1st	2nd	3rd	OT	TOTAL
60	72	70	2	202

#### CAPITALS

POWER PLAY:	5-26	(19.2%)
PENALTY KILLING:	18-21	(85.7%)

#### GOALS BY PERIOD

1st	2nd	3rd	OT	TOTAL
10	7	12	0	29

#### SHOTS BY PERIOD

1st	2nd	3rd	OT	TOTAL
63	59	78	0	200





**ATLANTA THRASHERS  
2010-11 MEDIA GUIDE**

**NHL & MISC**

**NHL New York**

1185 Avenue of the Americas  
 New York, NY 10036  
 212-789-2000, Fax: 212-789-2020



**NHL Toronto**

50 Bay Street, 11th Floor  
 Toronto, Ontario, M5J 2X8  
 416-359-7900, Fax: 416-981-2779

**NATIONAL HOCKEY LEAGUE**

**Executive**

Commissioner.....	Gary B. Bettman
Deputy Commissioner.....	William Daly
Chief Operating Officer.....	John Collins
Senior Executive Vice President of Hockey Operations.....	Colin Campbell

**Communications**

Senior Vice President, Public Relations & Media (Toronto).....	Gary Meagher
Senior Vice President, Public Affairs & Executive Director, NHL.....	Bernadette Mansur
Group Vice President, Media Relations.....	Frank Brown
Vice President, Player Development & Event Communications.....	Jamey Horan
Statistician and Information Officer (Toronto).....	Benny Ercolani
Senior Director, News Services.....	Greg Inglis
Director, Media Relations.....	John Dellapina
Director, Public Relations (Toronto).....	Julie Young
Senior Publicist, Corporate Communications.....	Kerry McGovern
Senior Manager, Public Relations (Toronto).....	David Keon
Manager, Player Development & Event Communications.....	Schuyler Baehman
Manager, Public Relations (Toronto).....	Jennifer Raimondi
Assistant, Player Development & Event Communications.....	Kirstin Mende

**2009-10 CRITICAL DATES**
















Oct. 7: NHL Premiere - Carolina at Minnesota (Helsinki)	Jan. 27-31 NHL All-Star Break (Raleigh, NC)
Oct. 8: NHL Premiere - Minnesota at Carolina (Helsinki)	Feb. 18-20: Hockey Weekend Across America
Oct. 8: NHL Premiere - Colorado at San Jose (Stockholm)	Feb. 20: 2011 NHL Heritage Classic - Montreal at Calgary
Oct. 9: NHL Premiere - San Jose at Colorado (Stockholm)	Feb. 28: Trade Deadline (3:00 p.m. ET)
Oct 9: NHL Premiere - Phoenix at Boston (Prague)	April 7-9: NCAA Frozen Four (Excel Energy Center, St. Paul)
Oct. 10: NHL Premiere - Boston at Phoenix (Prague)	April 10: Last day of 2009-2010 regular season
Oct. 30: Busiest Day in NHL season - 28 teams in action	April 14-24: IIHF U18 World Championship (Germany)
Nov. 8: Hockey Hall of Fame Induction Ceremony (Toronto)	April 29 - May 5: IIHF World Championship (Slovakia)
Nov. 11-13: U20 4 Nations Cup	May 20-29: 2010 Mastercard Memorial Cup (Mississauga, ON)
Dec. 1: Signing deadline for Group 2 free agents	May 29-June 4: NHL Combine (TBA)
Dec. 19-27: Holiday Roster Freeze in effect.	June 17/18: Last possible day for 2009 Stanley Cup Final
Dec. 24-25: No scheduled practices.	June 24-25: NHL Entry Draft (St. Paul, MN)
Dec. 26-Jan. 5 : IIHF World U20 Championship (Buffalo)	July 1: Free Agency Period begins
Jan. 1: NHL Winter Classic - Washington at Pittsburgh	

**SCHEDULE FORMAT**



Eastern and Western Conference clubs will play other teams in its division a total of six times and play four games against each of the 10 non-division clubs in its conference. Each club will also play 18 inter-conference games, playing every team at least once with three sets of home and road series against the Western Conference.

The 30 National Hockey League clubs remain aligned into two conferences, each consisting of three divisions (Eastern Conference: Atlantic, Northeast and Southeast, and Western Conference: Central, Northwest and Pacific).

### EASTERN CONFERENCE

Atlantic Division	Northeast Division	Southeast Division
 New Jersey Devils	 Boston Bruins	 Atlanta Thrashers
 New York Islanders	 Buffalo Sabres	 Carolina Hurricanes
 New York Rangers	 Montreal Canadiens	 Florida Panthers
 Philadelphia Flyers	 Ottawa Senators	 Tampa Bay Lightning
 Pittsburgh Penguins	 Toronto Maple Leafs	 Washington Capitals

### WESTERN CONFERENCE

Central Division	Northwest Division	Pacific Division
 Columbus Blue Jackets	 Calgary Flames	 Anaheim Ducks
 Chicago Blackhawks	 Colorado Avalanche	 Dallas Stars
 Detroit Red Wings	 Edmonton Oilers	 Los Angeles Kings
 Nashville Predators	 Minnesota Wild	 Phoenix Coyotes
 St. Louis Blues	 Vancouver Canucks	 San Jose Sharks

### Order of Selection for 2011 Entry Draft

The NHL's annual Draft Drawing is a weighted lottery system to determine the order of selection for the first 14 picks of the 2011 Entry Draft. The 14 teams that did not qualify for the Stanley Cup Playoffs, or clubs that acquired those clubs' 2011 first-round draft picks, participate in the Drawing. The Club selected in the drawing may not move up more than four positions in the draft order, thus only the five Clubs with the fewest regular-season points have the opportunity to receive the first overall selection. No Club can move down more than one position as a result of the Draft Drawing.

### In the first round of the 2011 Entry Draft, the order of selection is as follows:

- a) The first 14 selections, as determined by the Draft Drawing (see above);
- b) Clubs eliminated in the first two rounds of the 2011 Stanley Cup Playoffs, regular-season division winners excluded, in inverse order of points;
- c) Regular-season division winning clubs eliminated in the first two rounds of the 2011 Stanley Cup Playoffs, in inverse order of points;
- d) Clubs eliminated in the 2011 Conference Finals, in inverse order of points;
- e) Stanley Cup finalist
- f) Stanley Cup champion

### In the second and subsequent rounds the order of selection is as follows:

- a) Non-playoff clubs in inverse order of points;
- b) Clubs eliminated in the first two rounds of the 2011 Stanley Cup Playoffs, regular-season division winners excluded, in inverse order of points;
- c) Regular-season division winning clubs eliminated in the first two rounds of the 2011 Stanley Cup Playoffs, in inverse order of points;
- d) Clubs eliminated in the 2011 Conference Finals, in inverse order of points;
- e) Stanley Cup finalist
- f) Stanley Cup champion

### Eligibility for Claim

- a) All Players age 18 or older are eligible for claim in the Entry Draft, except:
  - i. a Player on the Reserve List of a Club, other than as a try-out;
  - ii. a Player who has been claimed in two prior Entry Drafts;
  - iii. a Player who previously played in the League and became a Free Agent pursuant to this Agreement;
  - iv. a Player age 21 or older who: (A) has not been selected in a previous Entry Draft and (B) played hockey for at least one season in North America when he was age 18, 19, or 20 and shall be eligible to enter the League as an Unrestricted Free Agent pursuant to Article 10.1(d); and 18
  - v. a Player age 22 or older who has not been selected in a previous Entry Draft and shall be eligible to enter the League as an Unrestricted Free Agent pursuant to Article 10.1(d).

### Unsigned Draft Choices

- a) A player aged 18 or 19 who was selected in the first three rounds of the Entry Draft and who was not signed by his NHL Club may not be retained by the Club and must be returned to his junior Club no later than the day prior to the opening of the NHL regular season.
- b) A player aged 18 or 19 who was selected in the fourth or subsequent rounds who has not been signed by his NHL Club may not be retained by his Club and must be returned to his junior Club no later than the fourth day prior to the opening of the NHL regular season.

### Entry Level Players

1. Players 18 through 21 years of age when signing their first contract must remain in the entry-level system for a period of three years; players age 22 and 23 when signing their first contract are in the entry level system for two years; while those age 24 when signing their first contract are in the entry level system for one year. Age is defined as the player's age on September 15 of the calendar year in which he signs the contract, regardless of his actual age on the date he signs such contract.
2. In the event that a signed 18 or 19-year-old player does not play a minimum of 10 NHL games (regular season and/or playoffs) in his first season under contract, the term of his player contract and his number of years in the entry level system will be extended for a period of one year. The exception to this is a 19-year-old player who turns 20 years of age between September 16 and December 31 in his first contract year.
3. In the event that a player signs his first contract at age 18 and has had his Player Contract extended for one season already, and such player does not play at least 10 NHL games (regular season and/or playoffs) in the second season under that player's Player Contract, then the term of his Player Contract and his number of years in the Entry Level System shall be extended for one additional year.

### 23-Man Roster

There may be a maximum of 23 players on each Club's playing roster at any one time from the commencement of the NHL regular season through the trade deadline. Prior to the start of the season, each Club must submit to the NHL its "Opening Day Playing Roster" which shall be comprised of not more than 23 players. Each Club must have a roster of at least 20 players, composed of 18 skaters and two goaltenders. Players on Injured Reserve do not count in the 23-Man Roster limit.

### Injured Reserve List

In the event that a player is injured and a Club wishes to place him on the Injured Reserve List, the Club must follow these procedures.

1. A Club may place a player on the injured reserve list if such player is injured, disabled or ill and unable to perform his duties as a hockey player after having passed the Club's initial physical examination in that season.
2. A player who has an injury that renders him physically unable to play for a minimum of seven days after that date of the injury can be placed on the Club's Injured Reserve List. Once a player is placed on the injured reserve, the Club may replace said player on its NHL roster with another player. All determinations that a player has suffered an injury warranting injured reserve status must be made by the Club's medical staff and in accordance with the Club's medical standards.
3. A player placed on Injured Reserve is ineligible to compete in NHL games for a period of not less than seven days from the date of injury.
4. Players on Injured Reserve may attend Club meetings and meals, travel with the Club and participate in practice sessions.
5. Players on Injured Reserve are prohibited from appearing in games, participating in pre-game warm-ups with their Clubs, or dressing in game uniforms on game days.

### Regular Season Waivers

For purposes of Regular Waivers and Re-Entry Waivers, the five (5) year exemption for an 18 year old skater and the four (4) year exemption for a 19 year old skater shall both be reduced to three (3) years commencing the first season that the 18 or 19 year old skater plays in eleven (11) NHL Games or more. The next two (2) seasons, regardless of whether the skater plays any NHL Games in either season, shall count as the second and third years toward satisfying the exemption. For purposes of Regular Waivers and Re-Entry Waivers, the six (6) year exemption for an 18 year old goalie and the five (5) year exemption for a 19 year old goalie shall both be reduced to four (4) years commencing the first season that the 18 or 19 year old goalie plays in eleven (11) NHL Games or more. The next three (3) seasons, regardless of whether the goalie plays any NHL Games in any of those three (3) seasons, shall count as the next three (3) years toward satisfying the exemption. The first season in which a Player who is age 20 or older plays in one (1) or more Professional Games shall constitute the first year for calculating the number of years he is exempt from Regular Waivers and Re-Entry Waivers. A Player 25 years old or older who plays in one (1) or more Professional Games in any season shall be exempt from Regular Waivers and Re-Entry Waivers for the remainder of that season.

### Tie-Breaking Procedures

At the conclusion of the regular season, the standing of the teams in each Conference shall be determined in accordance with the following priorities in the order listed:

- a) First place in each of the three (3) divisions seeded 1, 2, and 3.
- b) The higher number of points earned by the Club.
- c) The greater number of games won by the Club.
- d) The higher number of points earned in games against each other among two (2) or more Clubs having equal standing under priority (b) and (c) \*\*
- e) The greater differential between goals scored for and against by Clubs having equal standing under priority (d).

\*\* NOTE: For the purpose of determining standing under priority (d) for two or more tied Clubs that have not played an even number of games with one or more of the other tied Clubs, the first game played in the city that has the extra game (the "odd game") shall not be included. When more than two Clubs are tied, the percentage of available points earned in games among each other (and not including any "odd games") shall be used to determine standing.

### Hockey Operations Critical Dates

- |                  |   |
|------------------|---|
| Oct. 3           | 18 and 19 year old unsigned draft choices claimed in fourth or subsequent rounds of the NHL Entry Draft and unclaimed unsigned players must be returned to their Junior clubs   |
| Oct. 6           | Opening Day Playing Rosters set (3:00 p.m. ET)  |
| Oct. 6           | 18 and 19 year old unsigned draft choices claimed in the first three (3) rounds of the NHL Entry Draft must be returned to their Junior clubs   |
| Dec. 1           | Signing deadline for Group 2 free agents (5:00 p.m. ET)   |
| Dec. 19-27       | Holiday Roster Freeze in effect. For all players on an NHL active roster, injured reserve, or players with non-roster and injured non-roster status as of midnight, local time, December 19, a roster freeze shall apply through midnight local time December 27, with respect to waivers, trades and loans, subject to the exceptions provided for in CBA Article 16.10. |
| Dec. 24-25       | No scheduled practices - dressing rooms closed  |
| Feb. 28          | Trade deadline (3:00 p.m. ET)   |
| June 1           | Deadline for making Bona Fide Offers to prior year's NHL Entry Draft picks (5:00 p.m. ET)   |
| TBA              | Deadline for first club-elected salary arbitration (later of June 15 or 48 hours after the conclusion of the Stanley Cup Final, 5:00 p.m. ET)   |
| July 1           | Free Agency period begins   |
| July 5           | Deadline for player-elected salary arbitration (5:00 p.m. ET)   |
| July 6           | Deadline for club-elected salary arbitration (5:00 p.m. ET)   |
| July 15          | Qualifying offers expire automatically (5:00 pm. ET)  |
| July 20 – Aug. 4 | Salary arbitration hearings held  |
| Aug. 6           | Deadline for salary arbitration decisions to be rendered  |

<b>Assist</b>	An assist is awarded to the player or players (maximum of two) who touched the puck prior to the goal, provided no defender plays or possesses the puck in between.
<b>Game Played</b>	A player receives credit for playing in a game if: i) he steps on the ice during time played or; ii) serves any penalty.
<b>Game-Winning Goal</b>	After the final score has been determined, the goal which leaves the winning Club one goal ahead of its opponent is the game-winning goal (example: if Team A beats Team B 8-3, the player scoring the fourth goal for Team A receives credit for the game-winning goal).
<b>Goal</b>	A goal is awarded to the last player on the scoring Club to touch the puck prior to the puck entering the net.
<b>Goals-Against Average</b>	Multiply goals allowed (GA) by 60 and divide by minutes played (MINS).
<b>Goaltender</b>	A goaltender receives a "W" for a win in regulation, overtime or shootout; an "L" for a loss in regulation; or an "OT" for a loss in overtime or shootout.
<b>Penalty-Killing Pct.</b>	Subtract total number of power-play goals allowed from total number of shorthanded situations to get total number of power-plays killed. Divide the total number of power-plays killed by the total number of shorthanded situations.
<b>Plus-Minus</b>	A player receives a "plus" if he is on the ice when his Club scores an even-strength or shorthand goal. He receives a "minus" if he is on the ice for an even-strength or shorthand goal scored by the opposing Club. The difference in these numbers is considered the player's plus-minus statistic.
<b>Power-Play Goal</b>	A goal scored by a Club while it has a manpower advantage due to an opponent's penalty. Following are some examples of what is and is not considered a power-play goal: <ul style="list-style-type: none"> <li>• if a Club has an advantage on a minor penalty starting at 2:02 of the period and it scores at 4:02, the goal is not a power-play goal.</li> <li>• if a Club scores on a delayed penalty, the goal is not a power-play goal.</li> <li>• if a Club has an advantage due to a five-minute major or match penalty, that Club is always credited with having one more advantage than the number of power-play goals it scores during that advantage, because the penalty does not expire. A new advantage begins after each power-play goal. For example, if Team A scores three goals during a major penalty, it is credited with four advantages.</li> <li>• if a Club is on a power-play for any length of time, it is considered to have had an advantage.</li> <li>• if a minor penalty is incurred by a Club on a power-play due to a major penalty, a new advantage is given to that Club when its minor penalty expires, provided the opponent's major penalty is still in effect.</li> </ul>
<b>Power-Play Percentage</b>	Total number of power-play goals divided by total number of power-play opportunities.
<b>Save Percentage</b>	Subtract goals allowed (GA) from shots against (SA) to determine saves. Then divide saves by shots-against.
<b>Shooting Percentage</b>	Divide the number of goals scored by the number of shots taken.
<b>Shorthand Goal</b>	A goal scored by a Club while it is at a manpower disadvantage. The same cases apply for shorthand as for power-play goals, but in the opposite manner.
<b>Shot on Goal</b>	If a player shoots the puck with the intention of scoring and if that shot would have gone in the net had the goaltender not stopped it, the shot is recorded as a "shot on goal".
<b>Shutout</b>	If two goaltenders combine for a shutout, neither receives credit for the shutout. Instead it is recorded as a Club shutout.
<b>Tenths of a Second</b>	If a penalty or goal occurs in the last minute, the time is rounded off to the previous second (ex: if a penalty is called with 12.4 seconds left in a period, the time is indicated as 19:47 and not 19:48.)
<b>Coaches Record</b>	A coach receives a "W" for a win in regulation, overtime or shootout; an "L" for a loss in regulation; or an "OT" for a loss in overtime or shootout.

\*\* NOTE: No individual skater/goaltender statistics apply for the shootout

**REFEREES**

<b>Name</b>	<b>No.</b>
AUGER, Stephane	15
*BANFIELD, David	44
*CHARRON, Frances	46
*CIAMAGA, Chris	41
DEVORSKI, Paul	10
DWYER, Gord	19
FURLATT, Eric	27
HASENFRATZ, Mike	30
*HEBERT, Ghislain	49
*HEBERT, Jean	43
JACKSON, Dave	8
JOANNETTE, Marc	25
KIMMERLY, Greg	18
KOWAL, Tom	32
KOZARI, Steve	40
L'ECUYER, Frederick	17
LARUE, Dennis	14
LEE, Chris	28
LEGGO, Mike	3
MARTELL, Rob	26
MCCAULEY, Wes	4
McCREARY, Bill	7
MEIER, Brad	34
MORTON, Dean	36
O'HALLORAN, Dan	13
O'ROURKE, Dan	9
PEEL, Tim	20
POCHMARA, Brian	16
POLLOCK, Kevin	33
REHMAN, Kyle	37
ROONEY, Chris	5
ST. LAURENT, Francois	38
ST. PIERRE, Justin	12
SUTHERLAND, Kelly	11
VAN MASSENHOVEN, Don	21
*VINNERBORG, Marcus	45
WALKOM, Stephen	24
WALSH, Ian	29
WATSON, Brad	23

\* minor league official

**LINESMEN**

<b>Name</b>	<b>No.</b>
AMELL, Derek	75
BARTON, Steve	59
BRISEBOIS, David	96
CAMERON, Lonnie	74
CHAMPOUX, Pierre	67
CHERREY, Scott	50
CORMIER, Michel	76
CVIK, Mike	88
DEVORSKI, Greg	54
DRISCOLL, Scott	68
GALLOWAY, Ryan	82
GIBBS, Darren	66
HENDERSON, Don	91
HEYER, Shane	55
KOVACHIK, Brad	71
LAZAROWICH, Brad	86
MACH, Brian	78
McELMAN, Andy	90
MILLER, Steve	89
MORIN, Jean	97
MURPHY, Brian	93
MURRAY, Jonny	95
NANSEN, Derek	70
NELSON, Thor	80
NOWAK, Tim	77
PANCICH, Bryan	94
RACICOT, Pierre	65
RODY, Vaughan	73
SCHACHTE, Dan	52
SERICOLO, Anthony	84
SHARRERS, Jay	57
SHEWCHYK, Mark	92
WHELER, Mark	56

### THE STANLEY CUP

---



The Stanley Cup, the oldest trophy competed for by professional athletes in North America, was donated by Frederick Arthur, Lord Stanley of Preston and son of the Earl of Derby, in 1893. Lord Stanley purchased the trophy for 10 guineas (\$50 at the time) for presentation to the amateur hockey champions of Canada. Since 1910, when the National Hockey Association took possession of the Stanley Cup, the trophy has been the symbol of professional hockey supremacy. It has been competed for only by NHL teams since 1926 and has been under the exclusive control of the NHL since 1946.

**2009-10 Winner: Chicago Blackhawks**

### PRINCE OF WALES TROPHY

---



The club which advances to the Stanley Cup Finals as the winner of the Eastern Conference Championship is presented with this trophy.

**2009-10 Winner: Philadelphia Flyers**

### CLARENCE S. CAMPBELL BOWL

---



The club which advances to the Stanley Cup Finals as the winner of the Western Conference Championship is presented with this trophy.

**2009-10 Winner: Chicago Blackhawks**

### PRESIDENTS TROPHY

---



An annual award to the club finishing the regular season with the best overall record.

**2009-10 Winner: Washington Capitals**

### HART MEMORIAL TROPHY

---



An annual award "to the player judged to be the most valuable to his team." Winner selected in poll by Professional Hockey Writers' Association in the 30 NHL cities at the end of the regular schedule.

**2009-10 Winner: Henrik Sedin, Vancouver Canucks**



## ART ROSS TROPHY

---



An annual award "to the player who leads the league in scoring points at the end of the regular season."

2009-10 Winner: Henrik Sedin, Vancouver Canucks

## JAMES NORRIS MEMORIAL TROPHY

---



An annual award "to the defensive player who demonstrated throughout the season the greatest all-round ability in the position." Winner selected in poll by Professional Hockey Writers' Association in the 30 NHL cities at the end of the regular season schedule.

2009-10 Winner: Duncan Keith, Chicago Blackhawks

## MAURICE ROCKET RICHARD TROPHY

---



The annual award to the league's top goal scorer, awarded for the first time in 1999-2000.

2009-10 Winner: Steven Stamkos, Tampa Bay Lightning  
Sidney Crosby, Pittsburgh Penguins

## LESTER PATRICK TROPHY

---



An annual award "for outstanding service to hockey in the U.S." Eligible recipients are players, officials, coaches, executives and referees. Winner selected by the President of the NHL, an NHL Governor, a representative of the New York Rangers, a member of the Hockey Hall of Fame Builder's section, a member of the Hockey Hall of Fame Player's section, a member of the U.S. Hockey Hall of Fame, a member of the NHL Broadcasters' Assoc. and a member of the Professional Hockey Writers' Assoc. Each except the League President is rotated annually.

2009 Winner: Mark Messier, Mike Richter and Jim Devellano

## VEZINA TROPHY

---



An annual award "to the goalkeeper judged to be the best at his position" as voted by the general managers of each of the 30 National Hockey League clubs.

2009-10 Winner: Ryan Miller, Buffalo Sabres

### CALDER MEMORIAL TROPHY

---



An annual award "to the player selected as the most proficient in his first year of competition in the National Hockey League." Winner selected in poll by Professional Hockey Writers' Association in the 30 NHL cities at the end of the regular season schedule.

**2009-10 Winner: Tyler Myers, Buffalo Sabres**

### CONN SMYTHE TROPHY

---



An annual award "to the most valuable player for his team in the playoffs." Winner selected by the Professional Hockey Writers' Association at the conclusion of the final game in the Stanley Cup Finals.

**2009-10 Winner: Jonathan Toews, Chicago Blackhawks**

### LADY BYNG MEMORIAL TROPHY

---



An annual award "to the player judged to have exhibited the best type of sportsmanship and gentlemanly conduct combined with a high standard of playing ability." Winner selected in poll by the Professional Hockey Writers' Association in the 30 NHL cities at the end of the regular season schedule.

**2009-10 Winner: Martin St. Louis, Tampa Bay Lightning**

### FRANK J. SELKE TROPHY

---



An annual award "to the forward who best excels in the defensive aspects of the game." Winner selected in poll by Professional Hockey Writers' Association in the 30 NHL cities at the end of the regular season schedule.

**2009-10 Winner: Pavel Datsyuk, Detroit Red Wings**

### WILLIAM JENNINGS TROPHY

---



An annual award "to the goalkeeper(s) having played a minimum of 25 games for the team with the fewest goals scored against it." Winners selected on regular season play.

**2009-10 Winner: Martin Brodeur, New Jersey Devils**

## JACK ADAMS AWARD

---



An annual award presented by the National Hockey League Broadcasters' Association to "the NHL coach judged to have contributed the most to his team's success." Winner selected by poll among members of the NHL Broadcasters' Association at the end of the regular season.

2009-10 Winner: Dave Tippett, Phoenix Coyotes

## BILL MASTERTON MEMORIAL TROPHY

---



An annual award under the trusteeship of the Professional Hockey Writers' Association to "the National Hockey League player who best exemplifies the qualities of perseverance, sportsmanship and dedication to hockey." Winner selected by poll among 30 chapters of the PHWA at the end of the regular season.

2009-10 Winner: Jose Theodore, Washington Capitals

## KING CLANCY MEMORIAL TROPHY

---



An annual award "to the player who best exemplifies leadership qualities on and off the ice and has made a noteworthy humanitarian contribution in his community."

2009-10 Winner: Shane Doan, Phoenix Coyotes

## TED LINDSAY AWARD

---



An annual award presented to the NHL's outstanding player as selected by the members of the National Hockey League Players' Association.

2009-10 Winner: Alexander Ovechkin, Washington Capitals

## NHL PLUS-MINUS AWARD

---



An annual award "to the player, having played a minimum of six games, who leads the league in plus/minus statistics" at the end of the regular season.

2009-10 Winner: Jeff Schultz, Washington Capitals



## The Atlanta Thrashers Foundation

The Atlanta Thrashers take pride in giving back to the community where our team lives, works and plays. Each year, Thrashers players, coaches and staff participate in a wide variety of events, activities and fundraisers that help to support local organizations that are committed to improving the lives of area children through health, education and the game of hockey.

Since its inception in 1999, the Thrashers Foundation has awarded more than \$4 million in charitable grants and donations to more than 2,000 charities and organizations throughout the state of Georgia. For more information about the Thrashers Foundation, please visit the Community Page on [atlantathrashers.com](http://atlantathrashers.com).

### FUNDRAISERS



The Thrashers Foundation hosts a variety of fundraisers each season that give fans a chance to participate. The Foundation conducts a silent auction and 50/50 Raffle at each home game, while specialty auctions and sales, such as the Valentine's Day Puck Surprise and St. Patrick's Day Jersey Auction, provide our fans an opportunity to bid on one-of-a-kind Thrasher collectables. For more information on these and other team fundraisers, visit the Community Page on [atlantathrashers.com](http://atlantathrashers.com).

### CASINO NIGHT

The highlight of the Foundation calendar is the annual Casino Night, which gives fans a chance to mix and mingle for an evening with their favorite Thrashers players and coaches. The event features casino games, silent and live auctions, raffle prizes, cocktails and a dinner buffet with assorted cuisine. The 10th annual Atlanta Thrashers Casino Night fundraiser raised more than \$150,000 for the Atlanta Thrashers Foundation. Be sure to visit [atlantathrashers.com](http://atlantathrashers.com) for information on this season's event.



### COMMUNITY DEVELOPMENT PROGRAMS

#### PLAYER EVENTS

As part of the Thrashers Biggest Assist Happens Off The Ice, players give back to their adopted community of Atlanta throughout the season by supporting local non-profit organizations and hosting events for children in need. From serving dinner to families at the Gatewood Ronald McDonald House, to hosting children living with cancer for an afternoon of food and games to helping revamp a local Boys & Girls Club, Thrashers players are out in the community like never before. For a complete list of Thrashers player events, please visit the Community Page on [atlantathrashers.com](http://atlantathrashers.com).



## HOLIDAY EVENTS

The holidays are a special time for the Thrashers to bring cheer to the community. Each season the entire team and coaching staff visit the campuses of Children's Healthcare of Atlanta to hand out goodies and sign autographs. Adopt-a-Family and toy drives along with holiday fundraisers hosted by the Thrasher Ladies are highlights on the December calendar.



## SCORE FOR SCHOOLS

Imagine teaching geometry through hockey rink dimensions or applying Newton's Laws of Motion to a hockey puck, teaching the basic skills and strategies needed to play hockey and examining phase changes of water through the eyes of a Zamboni.



Presented by Philips, Score for Schools curriculum uses elements of hockey to teach aspects of physical education, math, and science in fourth, fifth and sixth grades, with bonus sections in geography, history, world cultures and language arts. This program offers lessons tied to Georgia's Performance Standards and is endorsed by the Georgia Department of Education. For more information about Score for Schools, please visit [thrashersscoreforschools.com](http://thrashersscoreforschools.com).

## SCHOOL ASSEMBLIES

The Atlanta Thrashers and Hawks joined forces to create an exciting assembly program that focuses on the importance of reading, healthy eating habits and staying active! Targeting elementary schools in the Metro Atlanta area, the 45-minute program features Hawks and Thrashers staff, Blue Crew or A-Town Dancers and mascots. This high-energy program uses fun examples and exciting visual aids to teach students these important concepts. For participating in the program, schools receive 50 books for their media center and other great incentives. For more information on the School Assembly Program, please visit the Community Page on [atlantathrashers.com](http://atlantathrashers.com).

## HOCKEY IS FOR EVERYONE

Each February, member clubs in the NHL, AHL, CHL, ECHL and UHL support Hockey Is For Everyone, an initiative that recognizes diverse youth hockey players and strives to expose these children of all backgrounds to the sport of hockey. The Thrashers celebrate the month by taking hockey to the streets – giving kids from all backgrounds an opportunity participate in special hockey clinics and develop a love for the game.

## HOCKEY FIGHTS CANCER

Each October, the Thrashers support Hockey Fights Cancer Awareness Month, a league-wide initiative involving the NHL, NHL Players' Association and all 30 NHL teams, with the goal of raising awareness and funds for national and local organizations involved in cancer care and research. The Thrashers hosted their Hockey Fights Cancer Awareness Night on Saturday, October 24th at Philips Arena, collaborating with local and national cancer organizations to provide unique experiences for those battling cancer. Throughout the night, Thrashers personnel and players were involved in creating awareness for the initiative as well.



*(Opp. Page) Zach Bogosian features his St. Patrick's Day jersey (Opp. Page Middle) Evander Kane deals black jack at Casino Night (Opp. Page Bottom) Rich Peverley and Jim Slater on a community visit (Top) Ron Hainsey, Thrash, Evander Kane and Bryan Little on a holiday event appearance (Middle) Thrash visits with local students during a Score for Schools event (Bottom) Thrash at Hockey Fights Cancer Awareness Night.*



### **HOCKEY DEVELOPMENT MISSION**

The Atlanta Thrashers Hockey Development Team is dedicated to working with local rinks, community centers, USA Hockey, and the NHL to provide greater education and opportunity for thousands of hockey enthusiasts and first time fans of the game throughout Georgia.

### **USA HOCKEY CLINICS:**

#### **AMERICAN DEVELOPMENT MODEL (ADM) CLINIC**

- The Atlanta Thrashers Hockey Development Team, local hockey directors, and select members of USA Hockey will host an ADM Clinic for all players 10 and under. The participants will be recognized at Philips Arena prior to and during a Thrashers game.

#### **HOCKEY IS FOR EVERYONE**

- This two hour on ice clinic at Philips Arena will showcase the skills of players from the ice, inline, and sled hockey communities as part of the NHL's Hockey Is For Everyone month. Many participants will also have the chance to participate in a Thrashers in-game intermission activity.



#### **HOCKEY WEEKEND ACROSS AMERICA**

- Each season, the Thrashers team up with USA Hockey's Hockey Weekend Across America campaign to celebrate the game of hockey by hosting several clinics throughout the weekend. This weekend is dedicated to hockey players of all backgrounds, including street, inline, sled, and ice hockey.

### **INTRODUCTION TO HOCKEY:**

#### **GOAL PROGRAM**

- The Thrashers have teamed up with the local rinks, USA Hockey, and the NHL to kick off the "Get Out And Learn" program. The program will offer 4 week sessions for first time skaters.



#### **CROSS ICE PROGRAM**

- This USA Hockey-based Cross Ice program is designed to accommodate the Mini-Mite level by modifying their playing environment. Following the program conclusion, all participants are invited to participate in the annual Cross Ice Jamboree hosted at Philips Arena prior to a Thrashers game.

### **HOCKEY INITIATION PROGRAM**

• The Hockey Initiation program is designed to accommodate a wide variety of players of different ages and skill levels. The program is open to players between the ages of 9-14 with little or no experience in the sport.



### **IN-GAME EXPERIENCES:**

#### **FUTURE ALL-STARS**

• This program provides Mite level ice hockey teams in metro Atlanta an opportunity to play a mini-game on the ice during an intermission of a Thrashers game at Philips Arena.

#### **YOUTH PLAYER OF THE NIGHT**

• This program gives local Mite and Squirt level players the once in a lifetime opportunity to stand with the Thrashers during the National Anthem during each home game.



#### **GSHL SENIOR SHOWCASE**

• The Atlanta Thrashers and the Georgia Student Hockey League will host the 6th Annual Senior Showcase at Philips Arena following a Thrashers game. The event was created to pay tribute to all area senior's who were contributing student-athletes throughout their high school careers.

### **FOR MORE INFORMATION ON ANY HOCKEY DEVELOPMENT PROGRAMS:**

**Visit: [atlantathrashers.com/youthhockey](http://atlantathrashers.com/youthhockey)**

**Email: [youthhockey@atlantaspirit.com](mailto:youthhockey@atlantaspirit.com)**



**THRASH**

Thrash returns for his 11th season as the mascot for the Atlanta Thrashers.

He has become an Atlanta icon and synonymous with the sport of hockey over the years through the teams continued outreach programs in the Atlanta community. He can be seen at schools, birthday parties, fundraisers, festivals and at ALL Thrashers home games.

He has appeared regularly on the national scene at the NHL All-Star Game, Mascot Olympics in Orlando, FL and Toronto as well as other mascot birthday's in the NHL, MLB, NBA and NFL.

Bird type:.....	Georgia Brown Thrasher
Height:.....	6-3
Weight:.....	Light as a feather
Hatchdate:.....	Sept. 4, 1999
Nesting place:.....	Philips Arena
Years pro:.....	11
Most frequent penalty:.....	Pecking
Favorite team:.....	The Thrashers

**SCHEDULING INFORMATION**

"Thrash," is available for special appearances at birthday parties, community events, or corporate functions. Special birthday packages for kids are also available. Mascot appearance requests are filled on a first-come, first-served basis, and Mascot is not available during Thrashers home games.

Thrash must be provided the following accommodations:

- Private dressing room (please no restrooms).
- One assigned person to oversee the safety of the mascot and any additional details of the appearance.
- A 20-minute break every hour due to the nature of the costume.
- Ample cold fluids (water/PowerAde) provided in the private dressing room.

\* Appearance fees may apply.



**FOR MORE INFORMATION ABOUT THRASH:**

VISIT [THRASHERSKIDSClub.COM](http://THRASHERSKIDSClub.COM),  
E-MAIL [THRASH@ATLANTASPIRIT.COM](mailto:THRASH@ATLANTASPIRIT.COM)  
OR CALL (404) 878-3769



### THE ICEFORUM

The IceForum, located at 2300 Satellite Boulevard in Duluth, Ga., has served as the practice home for the Thrashers since the beginning of the team's 1999-2000 Inaugural Season. It consists of two sheets of ice, with one designated surface for the Thrashers that is attached to their training facility.

This 16,000-square-foot complex houses the main locker room, a weight room, medical area, players lounge, staff offices and conference rooms. In addition to the Thrashers needs, the IceForum handles more than 175,000 skaters annually. The IceForum is one of owner Jack Burton's skating facilities, but is most popular for its ties with the Thrashers.

### BREAKAWAY GRILL

On June 10, 2000, the Breakaway Grill opened its doors high above the Thrashers' practice rink inside the IceForum in Duluth, Ga. In addition to enjoying an excellent meal, patrons of this upscale sports bar and restaurant are treated to a behind-the-scenes look at how hard the Thrashers train in order to give the fans the best on-ice results. From its perch above the playing surface, the Breakaway Grill has successfully created a combination of traditional sports pub and restaurant. Along with its unique menu, the Grill has a global selection of beer and wine, a separate bar and dining area and a healthy course of sports-tuned televisions to complete the experience. From Tuesday to Friday, the Grill is open from 11 a.m. - 2 p.m. and 6 p.m. - 2 a.m. On Saturday and Sunday the hours are from 11 a.m. - 2 a.m. On Monday, the Grill is open from 6 p.m. - 2 a.m.

### DIRECTIONS

From downtown, take I-85 North. Continue past I-285 and follow I-85 North. Take exit 105 (Duluth/Lawrenceville). Follow exit and take Hwy. 120 West, which crosses over I-85. Go to second stop light and turn right onto Satellite Blvd. IceForum entrance is immediately on your right. Follow driveway behind office building and the IceForum (public facility will be in front of you), the Thrashers practice facility will be on your left. Media parking and the Media Entrance will be around the back left-hand side of the facility.

From I-85 South, take Sugarloaf Parkway exit. Turn left onto Sugarloaf Parkway. Go to second traffic light and turn left onto Satellite Boulevard. Turn left onto Satellite Road and make your next right into the IceForum parking area.

For further information about the IceForum, please call (770) 813-1010. To reach the Breakaway Grill, call (770) 813-1103.





## **PHILIPS ARENA**

Considered one of the best dual-sport, multi-purpose facilities in the world, Philips Arena offers a guest experience unmatched in the industry. Home of the NBA's Atlanta Hawks, NHL's Atlanta Thrashers and the WNBA's Atlanta Dream, Philips Arena hosts close to 2 million fans and 200 events annually.

Ranked consistently among North America's Top-10 arenas based on attendance by Billboard and Pollstar, the arena recently ranked as the No. 1 concert and events venue in the U.S. according to Pollstar for the first half of 2009. In December of 2009 *Billboard* magazine's Decade-End Top 10 feature which ranks the top-grossing venues from 2000-2009, placed Philips Arena as the No. 8 concert and events venue in the United States (No. 10 in North America) for the first decade of the new millennium. In addition, Philips Arena ranked No. 3 in the United States and No. 8 in the world in *Pollstar's* end-of-year rankings for 2007 and 2008, and was one of six venues in the U.S. nominated for "Venue of the Year" by the magazine in 2007.

In October 2007, Philips Arena received the Ticketmaster Platinum Ticket Award for exceeding more than 535,000 tickets through Ticketmaster channels for 2006.

The venue completed its tenth season with several world-class events under its belt, including the 2008 NHL All-Star Game, 2004 U.S. Figure Skating Championships and the 2003 NBA All-Star events. Philips Arena delivers top-ranked concert tours, professional and college sports, family shows and conferences in a world-class setting with unparalleled customer service.

In April 2005, USA Today ranked Philips Arena the No. 7 fan-friendliest NBA venue out of 29 arenas and No. 4 in the Eastern Conference. In this survey of the fan experience, it finished No. 1 in the concessions category and its main concourse ranked second in atmosphere.

The 20,000-seat sports and entertainment venue has hosted more than 16 million patrons since opening in September 1999.

The venue adjoins world news hub CNN Center and sits within yards of the Georgia World Congress Center, the Georgia Dome, and Centennial Olympic Park. The building is an official stop on the MARTA rail system, and its grand entrance celebrates the city, literally spelling "ATLANTA" in 65-foot high letters illuminated with fiber-optic lighting.

## **VENUE SCORES WITH CRITICS, PERFORMERS AND FANS**

In the venue's first ten seasons, Philips Arena, named for sponsor Philips, earned numerous industry, media and public accolades for its design, acoustics, amenities and spectrum of events.

In April, 2009, Philips Arena achieved LEED for Existing Building: Operations and Maintenance (LEED-EB: O&M) certification as specified by the United States Green Building Council (USGBC). LEED stands for "Leadership in Energy and Environmental Design," and represents independent, third-party verification that Philips Arena has met green building operating standards and performance measures. Philips Arena was the first NBA or NHL arena in the world to achieve this certification for an existing facility.

In 2002, Philips Arena was one of only four U.S. arenas to earn an "A" grade among venue naming rights deals ranked by Advertising Age magazine. Philips Arena captured Tour Guide Magazine's Top Dog Award as selected by tour industry professionals in 2006 for Best Large Venue, and also earned Facilities and Event Management Prime Site Award in 2001 and 2002 through votes cast by promoters and arena peers.

Philips Arena's video production and the Hawks and Thrashers have been recognized for excellence with multiple Golden Matrix Awards for video production at the IDEA Conference, including awards in 2002 and 2005 for best overall video display for basketball and in 2004 for best overall video display for hockey.

### ATLANTA'S SPORTS AND ENTERTAINMENT CENTER

Philips Arena's sports attendance record of 20,425 was set on May 2, 2008 during the Hawks' thrilling NBA Playoffs win over the Boston Celtics, in game six of their first round series. The venue hosts a variety of other sports/entertainment events annually including Harlem Globetrotters, Disney On Ice, Ringling Bros. and Barnum & Bailey Circus and Sesame Street Live.

Philips Arena replaced the Omni Coliseum when it was imploded in 1997. The Omni was home to the NBA Atlanta Hawks beginning with the 1968-69 season when they moved from St. Louis, and from 1972-1980, was home to the NHL Atlanta Flames.

### MUSIC AND CONCERTS

Philips Arena's vertical suite design featuring all 92 luxury suites "stacked" in opera house style brought the upper rows of seats closer to the floor than any venue built in decades. This design - with input from R.E.M.'s Michael Mills - has proven to be a hit both with concert performers and their audiences.



### CAPACITY AND ACCESSIBILITY

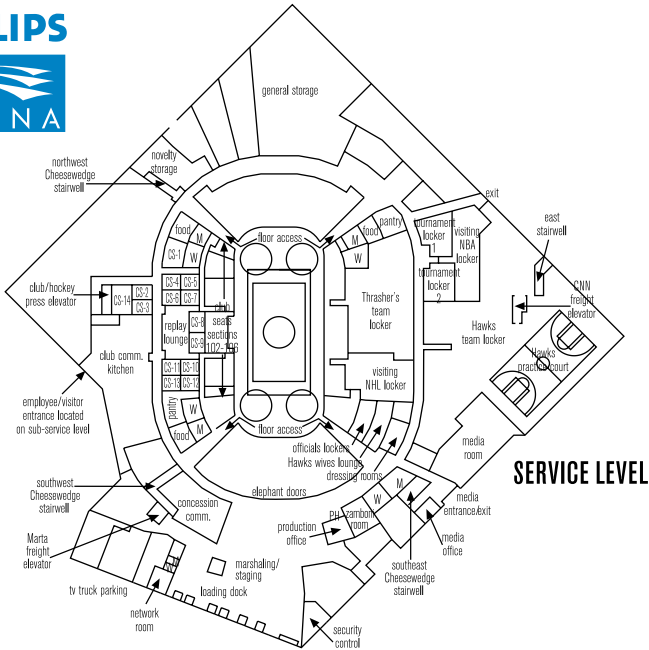
Maximum seating capacity of Philips Arena is (numbers are approximate):

- 18,545 seats for hockey
- 18,729 seats for basketball
- 21,000 for concerts

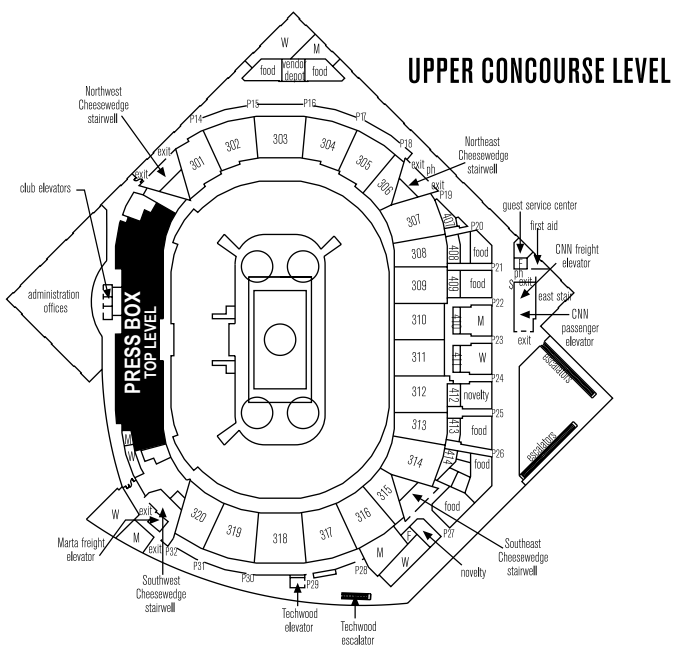
Philips Arena meets all standards for accessibility by persons with disabilities. Disabled seating areas are accessible by wheelchairs and provide views of the arena floor equal to the sightlines for standing spectators.

Visit [www.PhilipsArena.com](http://www.PhilipsArena.com) for an up-to-date schedule of events at Philips Arena, which is operated by Atlanta Spirit LLC.





**SERVICE LEVEL**



**UPPER CONCOURSE LEVEL**



**ATLANTA THRASHERS  
2010-11 MEDIA GUIDE**

**TEAM HISTORY**

# THRASHERS TEAM HISTORY

## ALL-TIME RECORD BY OPPONENT

### OVERALL RECORD BY OPPONENT

THRASHERS VS.	GP	W	L	OT	GF	GA	PTS
Florida Panthers	62	33	18	11	195	165	77
Tampa Bay Lightning	62	28	22	12	182	195	68
Washington Capitals	62	23	29	10	179	211	56
Carolina Hurricanes	62	20	32	10	177	205	50
Buffalo Sabres	40	22	13	5	123	144	49
New York Rangers	40	21	16	3	117	121	45
New York Islanders	40	16	20	4	119	149	36
Boston Bruins	40	14	20	6	123	136	34
Ottawa Senators	40	16	22	2	128	157	34
Montreal Canadiens	40	13	21	6	89	122	32
New Jersey Devils	40	14	22	4	89	130	32
Toronto Maple Leafs	38	14	20	4	88	137	32
Pittsburgh Penguins	40	11	24	5	106	144	27
Philadelphia Flyers	40	8	26	6	99	149	22
Colorado Avalanche	13	6	4	3	35	40	15
Nashville Predators	13	5	5	3	36	40	13
Columbus Blue Jackets	12	5	6	1	25	30	11
Calgary Flames	11	5	5	1	27	32	11
St. Louis Blues	12	5	6	1	29	37	11
Anaheim Ducks	12	5	7	0	31	37	10
Los Angeles Kings	12	5	7	0	42	50	10
Edmonton Oilers	11	4	6	1	24	36	9
Chicago Blackhawks	10	3	5	2	26	31	8
Detroit Red Wings	12	3	7	2	35	54	8
Vancouver Canucks	10	3	6	1	25	34	7
Phoenix Coyotes	13	1	8	4	24	45	6
Dallas Stars	12	2	9	1	27	39	5
Minnesota Wild	9	2	6	1	20	31	5
San Jose Sharks	12	1	9	2	22	44	4
<b>Totals</b>	<b>820</b>	<b>308</b>	<b>401</b>	<b>111</b>	<b>2,242</b>	<b>2,745</b>	<b>727</b>

### HOME RECORD BY OPPONENT

THRASHERS VS.	GP	W	L	OT	PTS
Florida Panthers	31	18	7	6	42
Tampa Bay Lightning	31	18	8	6	42
Washington Capitals	31	15	12	4	34
Buffalo Sabres	20	13	4	4	30
Carolina Hurricanes	31	7	18	6	20
New York Rangers	20	9	10	2	19
Ottawa Senators	20	9	10	1	19
Montreal Canadiens	20	7	10	5	18
Boston Bruins	20	8	12	1	17
New York Islanders	20	7	10	3	17
Pittsburgh Penguins	20	7	11	2	16
Toronto Maple Leafs	19	7	11	2	16
New Jersey Devils	20	5	13	2	12
Calgary Flames	6	5	0	1	11
Philadelphia Flyers	20	4	13	3	11
Nashville Predators	7	3	1	3	9
St. Louis Blues	7	3	3	2	7
Colorado Avalanche	6	2	2	2	6
Columbus Blue Jackets	6	3	3	0	6
Los Angeles Kings	6	3	3	0	6
Chicago Blackhawks	6	2	3	1	5
Anaheim Ducks	6	2	4	0	4
Edmonton Oilers	5	2	3	0	4
Phoenix Coyotes	6	1	4	2	4
Vancouver Canucks	5	2	3	0	4
Dallas Stars	6	1	4	2	3
San Jose Sharks	6	1	4	1	3
Detroit Red Wings	5	1	4	0	2
Minnesota Wild	4	1	3	0	2
<b>Totals</b>	<b>410</b>	<b>166</b>	<b>193</b>	<b>51</b>	<b>389</b>

### ROAD RECORD BY OPPONENT

THRASHERS VS.	GP	W	L	OT	PTS
Florida Panthers	31	15	11	6	35
Carolina Hurricanes	31	13	14	4	30
New York Rangers	20	12	6	3	26
Tampa Bay Lightning	31	10	16	6	26
Washington Capitals	31	8	17	6	22
New Jersey Devils	20	9	9	2	20
Buffalo Sabres	20	9	11	1	19
New York Islanders	20	9	11	1	19
Boston Bruins	20	6	9	5	17
Toronto Maple Leafs	19	7	10	2	16
Ottawa Senators	20	7	12	1	15
Montreal Canadiens	20	6	13	2	14
Philadelphia Flyers	20	4	13	3	11
Pittsburgh Penguins	20	4	14	3	11
Colorado Avalanche	7	4	3	1	9
Anaheim Ducks	6	3	3	0	6
Detroit Red Wings	7	2	3	2	6
Columbus Blue Jackets	6	2	3	1	5
Edmonton Oilers	6	2	3	1	5
Los Angeles Kings	6	2	4	0	4
Nashville Predators	6	2	4	0	4
St. Louis Blues	5	2	3	0	4
Chicago Blackhawks	4	1	3	1	3
Minnesota Wild	5	1	3	1	3
Vancouver Canucks	5	1	3	1	3
Dallas Stars	6	1	5	0	2
Phoenix Coyotes	7	0	5	2	2
San Jose Sharks	6	0	5	1	1
Calgary Flames	5	0	5	0	0
<b>Totals</b>	<b>410</b>	<b>142</b>	<b>221</b>	<b>56</b>	<b>338</b>

OT - Includes Ties (1999-00 to 2003-04), Regulation Ties (1999-00) and Overtime Losses (2000-01 to 2003-04)

**ALL-TIME SCORING LEADERS - TOP 50**

	PLAYER	GP	G	A	PTS	PIM
1.	Ilya Kovalchuk	594	328	287	615	429
2.	Vyacheslav Kozlov	537	145	271	416	312
3.	Marian Hossa	222	108	140	248	146
4.	Marc Savard	184	63	133	196	262
5.	Dany Heatley	190	80	101	181	132
6.	Patrik Stefan	414	59	118	177	148
7.	Ray Ferraro	223	56	91	147	245
8.	Todd White	221	43	93	136	84
9.	Tobias Enstrom	246	16	104	120	124
10.	Andrew Brunette	158	38	71	109	56
11.	Yannick Tremblay	300	33	74	107	144
12.	Frantisek Kaberle	272	20	82	102	110
13.	Bryan Little	206	50	51	101	62
14.	Bobby Holik	228	41	55	96	255
15.	Rich Peverley	121	35	55	90	54
16.	Jim Slater	335	42	46	88	261
17.	Andy Sutton	273	21	66	87	474
18.	Donald Audette	78	39	43	82	76
	Niclas Havelid	303	10	72	82	157
20.	Shawn McEachern	128	27	54	81	104
21.	Colby Armstrong	179	41	39	80	142
22.	Scott Mellanby	140	24	46	70	118
	Tony Hrkac	160	27	43	70	26
24.	Eric Perrin	159	19	49	68	62
25.	Nik Antropov	76	24	43	67	44
26.	Ron Hainsey	161	11	54	65	71
27.	Maxim Afinogenov	82	24	37	61	46
	Hnat Domenichelli	130	29	32	61	56
29.	Greg de Vries	164	10	49	59	142
30.	Daniel Tjernqvist	218	10	43	53	60
31.	Tomi Kallio	121	22	29	51	38
	Ronald Petrovicky	138	24	27	51	185
	Per Svartvadet	247	17	34	51	58
34.	Chris Tamer	339	12	38	50	503
35.	Serge Aubin	140	17	32	49	152
36.	Marty Reasoner	159	18	29	47	60
37.	J.P. Vigier	213	23	23	46	97
	Shean Donovan	144	22	24	46	105
	Eric Boulton	308	16	30	46	552
	Chris Thorburn	231	16	30	46	285
	Garnet Exelby	357	6	40	46	511
42.	Lubos Bartecko	108	20	23	43	38
43.	Zach Bogosian	128	19	23	42	108
44.	Steve Guolla	83	16	25	41	27
45.	Mark Recchi	53	12	28	40	20
46.	Peter Bondra	60	21	18	39	40
47.	Andreas Karlsson	153	11	27	38	50
	Jaroslav Modry	79	7	31	38	76
	Pavel Kubina	76	6	32	38	66
50.	Dean Sylvester	95	21	16	37	32
	Jeff Cowan	162	16	21	37	233
	Randy Robitaille	69	11	26	37	20

# THRASHERS TEAM HISTORY

## ALL-TIME LEADERS

### ALL-TIME LEADERS BY CATEGORY

#### Games

1. Ilya Kovalchuk .....	594
2. Vyacheslav Kozlov .....	537
3. Patrik Stefan .....	414
4. Garnet Exelby .....	357
5. Chris Tamer .....	339
6. Jim Slater.....	335
7. Eric Boulton .....	308
8. Niclas Havelid .....	303
9. Yannick Tremblay .....	300
10. Andy Sutton .....	273

#### Penalty Minutes

1. Eric Boulton .....	552
2. Jeff Odgers .....	532
3. Garnet Exelby .....	511
4. Chris Tamer .....	503
5. Andy Sutton .....	474
6. Denny Lambert .....	434
7. Ilya Kovalchuk .....	429
8. Vyacheslav Kozlov .....	312
9. Chris Thornburn .....	285
10. Francis Lessard .....	268

#### Multiple-Point Games

1. Ilya Kovalchuk .....	155
2. Vyacheslav Kozlov .....	94
3. Marian Hossa .....	74
4. Marc Savard .....	49
5. Dany Heatley .....	43
6. Ray Ferraro .....	31
Patrik Stefan .....	31
7. Todd White .....	30
8. Andrew Brunette .....	26
9. Donald Audette .....	22

#### Power Play Points

1. Ilya Kovalchuk.....	243
2. Vyacheslav Kozlov .....	180
3. Marian Hossa .....	109
4. Marc Savard .....	88
5. Dany Heatley .....	69
6. Yannick Tremblay.....	54
7. Ray Ferraro .....	49
8. Frantisek Kaberle.....	47
9. Todd White .....	55
10. Andrew Brunette.....	43

#### Even-Strength Points

1. Ilya Kovalchuk.....	366
2. Vyacheslav Kozlov .....	230
3. Patrik Stefan .....	138
4. Marian Hossa .....	125
5. Dany Heatley .....	110
6. Marc Savard .....	104
7. Ray Ferraro .....	93
8. Jim Slater.....	80
9. Todd White .....	79
10. Bryan Little.....	73

#### Shorthanded Points

1. Eric Perrin .....	14
Marian Hossa .....	14
3. Patrik Stefan .....	10
4. Marty Reasoner .....	8
5. Rich Peverley .....	7
6. Ilya Kovalchuk .....	6
Shawn McEachern .....	6
Brad Larsen .....	6
J.P. Vigier .....	6

#### Goals

1. Ilya Kovalchuk .....	328
2. Vyacheslav Kozlov .....	145
3. Marian Hossa .....	108
4. Dany Heatley .....	80
5. Marc Savard .....	63
6. Patrik Stefan .....	59
7. Ray Ferraro .....	56
8. Bryan Little .....	50
9. Todd White .....	43
10. Jim Slater.....	42

#### Game-Winning Goals

1. Ilya Kovalchuk .....	40
2. Vyacheslav Kozlov .....	20
3. Marian Hossa .....	16
4. Dany Heatley .....	13
5. Rich Peverley.....	12
6. Marc Savard .....	11
7. Patrik Stefan .....	8
8. Todd White .....	7
9. Andrew Brunette .....	6
Yannick Tremblay.....	6
Bryan Little.....	6

#### Multiple-Goal Games

1. Ilya Kovalchuk .....	46
2. Marian Hossa .....	21
3. Dany Heatley .....	13
4. Vyacheslav Kozlov .....	12
5. Bryan Little .....	6
Patrik Stefan .....	6
7. Donald Audette .....	5
Rich Peverley.....	5
Marc Savard .....	5
10. Colby Armstrong .....	4
Ray Ferraro .....	4
Ronald Petrovicky .....	4
Andy Sutton .....	4

#### Power Play Goals

1. Ilya Kovalchuk.....	115
2. Vyacheslav Kozlov .....	51
3. Marian Hossa .....	39
4. Dany Heatley .....	31
5. Marc Savard .....	26
6. Ray Ferraro.....	23
7. Todd White .....	20
8. Bryan Little.....	17
9. Andrew Brunette .....	15
10. Donald Audette .....	13

#### Even-Strength Goals

1. Ilya Kovalchuk.....	210
2. Vyacheslav Kozlov .....	93
3. Marian Hossa .....	57
4. Dany Heatley .....	48
5. Patrik Stefan .....	47
6. Colby Armstrong .....	36
Jim Slater.....	36
8. Marc Savard .....	35
9. Ray Ferraro.....	33
Bryan Little.....	33

#### Shorthanded Goals

1. Marian Hossa .....	12
2. Brad Larsen .....	5
3. Jim Slater .....	4
Colin Stuart .....	4
Andy Sutton .....	4

#### Assists

1. Ilya Kovalchuk .....	287
2. Vyacheslav Kozlov .....	271
3. Marian Hossa .....	140
4. Marc Savard .....	133
5. Patrik Stefan .....	118
6. Tobias Enstrom .....	104
7. Dany Heatley .....	101
8. Todd White.....	93
9. Ray Ferraro .....	91
10. Frantisek Kaberle .....	82

#### Shots

1. Ilya Kovalchuk .....	2,178
2. Vyacheslav Kozlov .....	1,211
3. Marian Hossa .....	910
4. Patrik Stefan .....	564
5. Yannick Tremblay .....	554
6. Dany Heatley .....	537
7. Jim Slater .....	494
8. Bobby Holik .....	481
9. Marc Savard .....	472
10. Frantisek Kaberle .....	415

#### Multiple-Assist Games

1. Vyacheslav Kozlov .....	49
2. Ilya Kovalchuk .....	48
3. Marc Savard .....	34
4. Marian Hossa .....	25
5. Ray Ferraro .....	18
6. Tobias Enstrom .....	15
Dany Heatley .....	15
Patrik Stefan .....	15
9. Nik Antropov .....	10
Todd White .....	10
Shawn McEachern .....	10
Eric Perrin .....	10

#### Power Play Assists

1. Ilya Kovalchuk .....	138
2. Vyacheslav Kozlov .....	133
3. Marian Hossa .....	70
4. Marc Savard .....	62
5. Tobias Enstrom .....	53
6. Yannick Tremblay .....	42
7. Frantisek Kaberle .....	40
8. Dany Heatley .....	38
9. Todd White .....	35
10. Andrew Brunette .....	28

#### Even-Strength Assists

1. Ilya Kovalchuk.....	156
2. Vyacheslav Kozlov .....	137
3. Patrik Stefan .....	91
4. Marc Savard .....	69
5. Marian Hossa .....	68
6. Dany Heatley .....	62
7. Ray Ferraro .....	60
8. Todd White.....	58
9. Andy Sutton .....	52
10. Niclas Havelid.....	51

#### Shorthanded Assists

1. Eric Perrin .....	11
2. Marty Reasoner .....	7
Patrik Stefan .....	7
4. Steve Guolla .....	4
Vyacheslav Kozlov .....	4
Shawn McEachern .....	4
Rich Peverley.....	4



### ALL-TIME LEADERS BY CATEGORY

#### Points Per Game\*

1. Marian Hossa.....	1.12
2. Marc Savard.....	1.07
3. Ilya Kovalchuk.....	1.03
4. Dany Heatley.....	0.95
5. Vyacheslav Kozlov.....	0.77
6. Andrew Brunette.....	0.69
7. Ray Ferraro.....	0.66
8. Shawn McEachern.....	0.63
9. Todd White.....	0.62
10. Bryan Little.....	0.49

#### Faceoff Wins

1. Patrik Stefan.....	2,583
2. Bobby Holik.....	2,468
3. Ray Ferraro.....	1,966
4. Marc Savard.....	1,964
5. Todd White.....	1,617

\*minimum of 100 games

#### Goals Per Game\*

1. Ilya Kovalchuk.....	0.55
2. Marian Hossa.....	0.49
3. Dany Heatley.....	0.42
4. Marc Savard.....	0.34
5. Rich Peverley.....	0.29
6. Vyacheslav Kozlov.....	0.27
7. Ray Ferraro.....	0.25
8. Andrew Brunette.....	0.24
Bryan Little.....	0.24
10. Colby Armstrong.....	0.23

#### Shifts

1. Ilya Kovalchuk.....	12,753
2. Vyacheslav Kozlov.....	11,670
3. Garnet Exelby.....	8,764
4. Patrik Stefan.....	8,484
5. Niclas Havelid.....	8,444

#### Assists Per Game\*

1. Marc Savard.....	0.72
2. Marian Hossa.....	0.63
3. Dany Heatley.....	0.53
4. Vyacheslav Kozlov.....	0.50
5. Ilya Kovalchuk.....	0.48
6. Todd White.....	0.47
7. Andrew Brunette.....	0.45
Rich Peverley.....	0.45
9. Tobias Enstrom.....	0.42
Shawn McEachern.....	0.42
Todd White.....	0.42

#### Average Time On Ice

1. Tobias Enstrom.....	23:25
2. Niclas Havelid.....	22:52
3. Frantisek Kaberle.....	22:25
4. Ron Hainsey.....	22:15
5. Greg de Vries.....	22:07

### ALL-TIME LEADERS BY CATEGORY - DEFENSEMEN

#### Points

1. Tobias Enstrom.....	120
2. Yannick Tremblay.....	107
3. Frantisek Kaberle.....	102
4. Andy Sutton.....	87
5. Niclas Havelid.....	82
6. Ron Hainsey.....	65
7. Greg De Vries.....	59
8. Daniel Tjarnqvist.....	53
9. Chris Tamer.....	50
10. Garnet Exelby.....	46

#### Games

1. Garnet Exelby.....	357
2. Chris Tamer.....	339
3. Niclas Havelid.....	303
4. Yannick Tremblay.....	300
5. Andy Sutton.....	273
6. Frantisek Kaberle.....	272
7. Tobias Enstrom.....	246
8. Daniel Tjarnqvist.....	218
9. Greg De Vries.....	164
10. Ron Hainsey.....	161

#### Goals

1. Yannick Tremblay.....	33
2. Andy Sutton.....	21
3. Frantisek Kaberle.....	20
4. Zach Bogosian.....	19
5. Tobias Enstrom.....	16
6. Chris Tamer.....	12
Steve McCarthy.....	12
8. Ron Hainsey.....	11
Steve Staios.....	11
10. Three players tied.....	10

#### Penalty Minutes

1. Garnet Exelby.....	511
2. Chris Tamer.....	503
3. Andy Sutton.....	474
4. Boris Valabik.....	210
5. Steve Staios.....	203
6. Niclas Havelid.....	184
7. Yannick Tremblay.....	144
8. Greg De Vries.....	142
9. Tobias Enstrom.....	124
10. David Harlock.....	116

#### Assists

1. Tobias Enstrom.....	104
2. Frantisek Kaberle.....	82
3. Yannick Tremblay.....	74
4. Niclas Havelid.....	72
5. Andy Sutton.....	66
6. Ron Hainsey.....	54
7. Greg De Vries.....	49
8. Daniel Tjarnqvist.....	43
9. Garnet Exelby.....	40
10. Chris Tamer.....	38

### ALL-TIME GOALTENDING LEADERS

#### Games

1. Kari Lehtonen.....	204
2. Johan Hedberg.....	137
3. Pasi Nurminen.....	125
4. Milan Hnilicka.....	117
5. Damian Rhodes.....	81
6. Ondrej Pavelec.....	61
7. Norm Maracle.....	46
8. Byron Dafeo.....	35

#### Goals-Against Average

1. Mike Dunham.....	2.77
2. Pasi Nurminen.....	2.87
Kari Lehtonen.....	2.87
4. Johan Hedberg.....	3.08
5. Milan Hnilicka.....	3.30

#### Wins

1. Kari Lehtonen.....	94
2. Johan Hedberg.....	57
3. Pasi Nurminen.....	48
4. Milan Hnilicka.....	29
5. Ondrej Pavelec.....	20
6. Damian Rhodes.....	14
7. Michael Garnett.....	10
8. Byron Dafeo.....	9

#### Save Percentage

1. Kari Lehtonen.....	.912
2. Pasi Nurminen.....	.904
3. Ondrej Pavelec.....	.902
4. Milan Hnilicka.....	.901
5. Johan Hedberg.....	.900

#### Ties

1. Milan Hnilicka.....	13
2. Pasi Nurminen.....	12
3. Damian Rhodes.....	11
4. Norm Maracle.....	5
5. Scott Fankhouser.....	2
Scott Langkow.....	2
Byron Dafeo.....	2

#### Shutouts

1. Kari Lehtonen.....	14
2. Milan Hnilicka.....	5
Pasi Nurminen.....	5
4. Johan Hedberg.....	4
5. Ondrej Pavelec.....	2
Michael Garnett.....	2

# THRASHERS TEAM HISTORY

## ALL-TIME LEADERS

### LONGEST POINT-SCORING STREAKS

Player	Games	Season	Dates	Total Points (Goals, Assists)
Marian Hossa	11	2006-07	2/17-3/12	18 (7 goals, 11 assists)
Ilya Kovalchuk	10	2007-08	12/27-1/15	16 (8 goals, 8 assists)
Ilya Kovalchuk	10	2009-10	12/10-12/28	15 (7 goals, 8 assists)
Marc Savard	9	2005-06	12/26-1/11	14 (5 goals, 9 assists)
Vyacheslav Kozlov	9	2005-06	10/25-11/12	14 (3 goals, 11 assists)
Todd White	9	2008-09	3/6-3/21	10 (3 goals, 7 assists)
Ilya Kovalchuk	8	2005-06	12/30-1/13	18 (11 goals, 7 assists)
Ilya Kovalchuk	8	2006-07	10/14-10/30	15 (9 goals, 6 assists)
Marian Hossa	8	2006-07	11/1-11/7	14 (6 goals, 8 assists)
Peter Bondra	8	2005-06	11/1-11/18	14 (7 goals, 7 assists)
Marc Savard	8	2002-03	3/22-4/5	14 (5 goals, 9 assists)
Vyacheslav Kozlov	8	2008-09	3/8-3/21	12 (4 goals, 8 assists)
Todd White	8	2008-09	12/12-12/28	11 (5 goals, 6 assists)
Marc Savard	8	2005-06	3/30-4/13	11 (2 goals, 9 assists)
Ilya Kovalchuk	8	2003-04	11/25-12/10	8 (3 goals, 5 assists)
Rich Peeverley	8	2009-10	10/16-11/3	12 (5 goals, 7 assists)
Dany Heatley	7	2002-03	3/26-4/6	16 (7 goals, 9 assists)
Ilya Kovalchuk	7	2008-09	2/24-3/12	15 (6 goals, 9 assists)
Donald Audette	7	2000-01	10/7-10/25	14 (7 goals, 7 assists)
Ilya Kovalchuk	7	2005-06	11/18-11/29	14 (6 goals, 8 assists)
Ilya Kovalchuk	7	2003-04	10/18-10/31	13 (9 goals, 4 assists)
Ilya Kovalchuk	7	2005-06	4/1-4/13	12 (7 goals, 5 assists)
Marc Savard	7	2003-04	10/18-10/31	12 (4 goals, 8 assists)
Todd White	7	2008-09	2/15-2/28	11 (3 goals, 8 assists)
Vyacheslav Kozlov	7	2003-04	11/29-12/12	11 (6 goals, 5 assists)
Ilya Kovalchuk	7	2005-06	12/6-12/22	11 (5 goals, 6 assists)
Marc Savard	7	2005-06	12/6-12/22	11 (4 goals, 7 assists)
Colby Armstrong	7	2008-09	3/21-4/5	10 (3 goals, 7 assists)
Ilya Kovalchuk	7	2003-04	3/12-3/24	10 (3 goals, 7 assists)
Dany Heatley	7	2003-04	2/12-3/6	8 (4 goals, 4 assists)
Donald Audette	7	2000-01	1/29-2/13	8 (4 goals, 4 assists)
Ray Ferraro	7	2000-01	11/2-11/13	7 (2 goals, 5 assists)

### LONGEST GOAL-SCORING STREAKS

Player	Games	Season	Dates	Goals
Ilya Kovalchuk	7	2005-06	1/1-1/13	11
Ilya Kovalchuk	6	2008-09	2/8-2/19	9
Ilya Kovalchuk	6	2006-07	10/21-10/30	8
Ilya Kovalchuk	5	2005-06	4/1-4/8	6
Ilya Kovalchuk	5	2008-09	3/21-4/1	5
Vyacheslav Kozlov	5	2003-04	12/3-12/12	5
Maxim Afinogenov	5	2009-10	11/12-11/21	6
Ilya Kovalchuk	4	2007-08	1/1-1/19	8
Ilya Kovalchuk	4	2003-04	10/18-10/25	8
Bryan Little	4	2008-09	12/23-12/30	7
Marian Hossa	4	2007-08	11/9-11/16	6
Marian Hossa	4	2006-07	10/14-10/23	6
Ilya Kovalchuk	4	2006-07	1/20-1/30	6
Ilya Kovalchuk	4	2008-09	2/24-3/3	5
Vyacheslav Kozlov	4	2008-09	10/30-11/6	5
Ilya Kovalchuk	4	2007-08	11/29-12/5	5
Ilya Kovalchuk	4	2007-08	11/13-11/21	5
Marc Savard	4	2005-06	11/24-11/29	5
Bryan Little	4	2008-09	2/15-2/21	4
Ilya Kovalchuk	4	2007-08	1/6-1/12	4
Slava Kozlov	4	2006-07	12/21-12/27	4
Ilya Kovalchuk	4	2006-07	3/31-4/7	4
Peter Bondra	4	2005-06	11/1-11/19	4
Marian Hossa	4	2005-06	11/5-11/12	4
J.P. Vigier	4	2003-04	11/29-12/5	4
Ilya Kovalchuk	4	2003-04	2/16-2/21	4
Ilya Kovalchuk	4	2001-02	10/23-10-30	4
Ilya Kovalchuk	4	2001-02	1/13-1/19	4
Ilya Kovalchuk	4	2009-10	12/21-12/28	4
Nik Antropov	4	2009-10	12/16-12/21	5
Nik Antropov	4	2009-10	3/14-3/20	5
Colby Armstrong	4	2009-10	12/9-12/14	4

### LONGEST ASSIST STREAKS

Player	Games	Season	Dates	Assists
Todd White	8	2007-08	12/27-1/10	8
Vyacheslav Kozlov	7	2005-06	10/29-11/12	10
Todd White	7	2008-09	2/15-2/28	8
Marc Savard	6	2005-06	11/9-11/19	14
Vyacheslav Kozlov	6	2002-03	3/28-4/6	10
Dany Heatley	6	2002-03	11/23-12/6	9
Colby Armstrong	6	2008-09	3/21-4/3	7
Donald Audette	6	2000-01	10/7-10/21	7
Marc Savard	6	2003-04	12/1-12/12	7
Tobias Enstrom	6	2009-10	12/12-12/21	9
Ilya Kovalchuk	6	2009-10	12/10-12/19	6
Marian Hossa	5	2006-07	11/3-11/10	8
Marian Hossa	5	2005-06	1/2-1/11	8
Marc Savard	5	2005-06	1/1-1/7	8
Vyacheslav Kozlov	5	2002-03	11/19-11/28	7
Andrew Brunette	5	2000-01	12/2-12/9	7
Shawn McEachern	5	2003-04	2/27-3/5	6
Keith Tkachuk	5	2006-07	3/29-4/7	5
Andrew Brunette	5	2000-01	10/11-10/21	5
Dany Heatley	5	2002-03	10/11-10/19	5
Serge Aubin	5	2003-04	11/2-1/11	5
Nik Antropov	5	2009-10	10/22-11/3	8

### SINGLE SEASON LEADERS BY CATEGORY

#### Points

1. Marian Hossa.....	100	(2006-07)
2. Ilya Kovalchuk.....	98	(2005-06)
3. Marc Savard.....	97	(2005-06)
4. Marian Hossa.....	92	(2005-06)
5. Ilya Kovalchuk.....	91	(2008-09)

#### Penalty Minutes

1. Jeff Odgers.....	226	(2000-01)
2. Denny Lambert.....	219	(1999-00)
3. Denny Lambert.....	215	(2000-01)
4. Francis Lessard.....	181	(2003-04)
5. Eric Boulton.....	176	(2008-09)

#### Average Ice Time\*

1. Niclas Havelid.....	25:16	(2006-07)
2. Tobias Enstrom.....	24:28	(2007-08)
3. Niclas Havelid.....	24:25	(2005-06)
4. Ilya Kovalchuk.....	23:41	(2003-04)
5. Tobias Enstrom.....	23:31	(2008-09)

#### Multiple-Point Games

1. Marian Hossa.....	32	(2006-07)
2. Ilya Kovalchuk.....	27	(2008-09)
3. Ilya Kovalchuk.....	26	(2005-06)
Marc Savard.....	26	(2005-06)
5. Marian Hossa.....	25	(2005-06)
Dany Heatley.....	25	(2002-03)

#### Power Play Points

1. Ilya Kovalchuk.....	56	(2005-06)
2. Marc Savard.....	48	(2005-06)
3. Marian Hossa.....	44	(2006-07)
4. Vyacheslav Kozlov.....	43	(2008-09)
5. Marian Hossa.....	39	(2005-06)

#### Even-Strength Points

1. Ilya Kovalchuk.....	55	(2007-08)
2. Ilya Kovalchuk.....	54	(2008-09)
3. Marian Hossa.....	52	(2006-07)
4. Ilya Kovalchuk.....	52	(2003-04)
5. Dany Heatley.....	49	(2002-03)

#### Shorthanded Points

1. Eric Perrin.....	10	(2007-08)
2. Marian Hossa.....	8	(2005-06)
3. Marty Reasoner.....	6	(2008-09)
4. Rich Peverley.....	5	(2009-10)
Shawn McEachern.....	5	(2003-04)

#### Goals

1. Ilya Kovalchuk.....	52	(2007-08)
Ilya Kovalchuk.....	52	(2005-06)
3. Ilya Kovalchuk.....	43	(2008-09)
Marian Hossa.....	43	(2006-07)
5. Ilya Kovalchuk.....	42	(2006-07)

#### Shots

1. Ilya Kovalchuk.....	341	(2005-06)
Ilya Kovalchuk.....	341	(2003-04)
3. Marian Hossa.....	340	(2006-07)
4. Ilya Kovalchuk.....	336	(2006-07)
5. Ilya Kovalchuk.....	323	(2005-06)

#### Plus/Minus Rating

1. Marian Hossa.....	+18	(2006-07)
2. Marian Hossa.....	+17	(2005-06)
3. Rich Peverley.....	+16	(2008-09)
4. Tobias Enstrom.....	+14	(2008-09)
Vyacheslav Kozlov.....	+14	(2005-06)

#### Multiple-Goal Games

1. Marian Hossa.....	10	(2006-07)
Ilya Kovalchuk.....	10	(2005-06)
Dany Heatley.....	10	(2002-03)
4. Ilya Kovalchuk.....	8	(2007-08)
5. Marian Hossa.....	7	(2005-06)

#### Power Play Goals

1. Ilya Kovalchuk.....	27	(2005-06)
2. Dany Heatley.....	19	(2002-03)
3. Ilya Kovalchuk.....	18	(2006-07)
4. Marian Hossa.....	17	(2006-07)
5. Ilya Kovalchuk.....	16	(2007-08)
Ilya Kovalchuk.....	16	(2003-04)

#### Even-Strength Goals

1. Ilya Kovalchuk.....	34	(2007-08)
2. Ilya Kovalchuk.....	31	(2008-09)
3. Ilya Kovalchuk.....	29	(2002-03)
4. Ilya Kovalchuk.....	25	(2005-06)
5. Ilya Kovalchuk.....	24	(2006-07)
Ilya Kovalchuk.....	24	(2003-04)

#### Shorthanded Goals

1. Marian Hossa.....	7	(2005-06)
2. Chris Thorburn.....	3	(2009-10)
Colin Stuart.....	3	(2008-09)
Pascal Dupuis.....	3	(2007-08)
Marian Hossa.....	3	(2006-07)
Brad Larsen.....	3	(2005-06)
Shean Donovan.....	3	(2000-01)

#### Assists

1. Marc Savard.....	69	(2005-06)
2. Marian Hossa.....	57	(2006-07)
3. Marian Hossa.....	53	(2005-06)
4. Vyacheslav Kozlov.....	52	(2006-07)
5. Todd White.....	51	(2008-09)

#### Shooting Percentage\*\*

1. Andrew Brunette.....	21.5	(1999-00)
2. Ilya Kovalchuk.....	18.4	(2007-08)
3. Bryan Little.....	18.0	(2008-09)
4. Tony Hrkac.....	17.8	(2001-02)
5. Ilya Kovalchuk.....	17.3	(2009-10)

#### Game-Winning Goals

1. Vyacheslav Kozlov.....	8	(2006-07)
2. Rich Peverley.....	7	(2009-10)
Ilya Kovalchuk.....	7	(2006-07)
Ilya Kovalchuk.....	7	(2005-06)
Marian Hossa.....	7	(2005-06)
5. Ilya Kovalchuk.....	6	(2008-09)
Ilya Kovalchuk.....	6	(2003-04)
Dany Heatley.....	6	(2002-03)

#### Multiple-Assist Games

1. Marc Savard.....	21	(2005-06)
2. Marian Hossa.....	13	(2005-06)
3. Marian Hossa.....	12	(2006-07)
Vyacheslav Kozlov.....	12	(2006-07)
Vyacheslav Kozlov.....	12	(2002-03)

#### Power Play Assists

1. Marc Savard.....	36	(2005-06)
2. Vyacheslav Kozlov.....	31	(2008-09)
3. Vyacheslav Kozlov.....	29	(2006-07)
Ilya Kovalchuk.....	29	(2005-06)
5. Marian Hossa.....	27	(2006-07)

#### Even-Strength Assists

1. Marc Savard.....	31	(2005-06)
2. Nik Antropov.....	30	(2009-10)
Ray Ferraro.....	30	(2000-01)
4. Todd White.....	29	(2008-09)
Marian Hossa.....	29	(2006-07)
Vyacheslav Kozlov.....	29	(2005-06)
Dany Heatley.....	29	(2001-02)

#### Shorthanded Assists

1. Eric Perrin.....	8	(2007-08)
2. Marty Reasoner.....	5	(2008-09)
3. Shawn McEachern.....	4	(2003-04)
4. Rich Peverley.....	3	(2009-10)
Steve Guolla.....	3	(2000-01)

### SINGLE SEASON GOALTENDING LEADERS BY CATEGORY

#### Games Played

1. Kari Lehtonen.....	68	(2006-07)
2. Pasi Nurminen.....	64	(2003-04)
3. Milan Hnilicka.....	60	(2001-02)
4. Pasi Nurminen.....	52	(2002-03)

#### Minutes

1. Kari Lehtonen.....	3,934	(2006-07)
2. Pasi Nurminen.....	3,738	(2003-04)
3. Milan Hnilicka.....	3,367	(2001-02)
4. Pasi Nurminen.....	2,856	(2002-03)

#### Wins

1. Kari Lehtonen.....	34	(2006-07)
2. Pasi Nurminen.....	25	(2003-04)
3. Johan Hedberg.....	21	(2009-10)
Pasi Nurminen.....	21	(2002-03)
5. Kari Lehtonen.....	20	(2005-06)

#### Goals-Against Average\*

1. Johan Hedberg.....	2.62	(2009-10)
2. Pasi Nurminen.....	2.77	(2003-04)
3. Kari Lehtonen.....	2.79	(2006-07)
4. Pasi Nurminen.....	2.88	(2002-03)
5. Kari Lehtonen.....	2.90	(2007-08)

#### Shutouts

1. Kari Lehtonen.....	4	(2007-08)
Kari Lehtonen.....	4	(2006-07)
3. Johan Hedberg.....	3	(2009-10)
Kari Lehtonen.....	3	(2008-09)
Pasi Nurminen.....	3	(2003-04)
Milan Hnilicka.....	3	(2001-02)

#### Save Percentage\*

1. Kari Lehtonen.....	.916	(2007-08)
2. Johan Hedberg.....	.915	(2009-10)
3. Kari Lehtonen.....	.912	(2006-07)
4. Kari Lehtonen.....	.911	(2008-09)
5. Milan Hnilicka.....	.908	(2001-02)

\* Minimum 20 games

\*\* Minimum 100 shots

# THRASHERS TEAM HISTORY

## ALL-TIME HAT TRICKS

### ALL-TIME HAT TRICKS

#### THRASHERS (30)

Date	Player	Opponent	Points	Result	All-Time Record
2/15/09	Ilya Kovalchuk	at Anaheim	3-1-4	W 8-4	24-3-3
12/26/08	Bryan Little	Carolina	3-0-3	L 4-5	23-3-3
3/13/08	Ilya Kovalchuk	Calgary	3-1-4	W 6-4	23-2-3
1/15/08	Marian Hossa	at Detroit	3-0-3	W 5-1	22-2-3
11/3/07	Ilya Kovalchuk	at Tampa Bay	3-1-4	W 6-4	21-2-3
11/1/07	Ilya Kovalchuk	at Ottawa	3-0-3	L 4-6	20-2-3
1/16/07	Marian Hossa	Los Angeles	3-0-3	W 6-2	20-1-3
11/30/06	Marian Hossa	Toronto	3-1-4	W 5-0	19-1-3
11/8/06	Vyacheslav Kozlov	Ottawa	3-0-3	W 5-4	18-1-3
11/6/06	Ilya Kovalchuk	Boston	3-1-4	W 5-3	17-1-3
10/23/06	Ilya Kovalchuk	at Florida	3-1-4	W 6-3	16-1-3
1/6/06	Ilya Kovalchuk	Pittsburgh	3-0-3	W 6-4	15-1-3
1/2/06	Slava Kozlov	Ottawa	3-1-4	W 8-3	14-1-3
12/9/05	Ronald Petrovicky	Columbus	3-0-3	W 5-2	13-1-3
11/11/05	Ilya Kovalchuk	Tampa Bay	4-0-4	W 5-2	12-1-3
10/23/03	Ilya Kovalchuk	Nashville	3-0-3	W 4-2	11-1-3
10/18/03	Ilya Kovalchuk	Chicago	3-0-3	W 7-2	10-1-3
4/6/03	Kamil Piros	Tampa Bay	3-1-4	W 6-2	9-1-3
1/25/03	Dany Heatley	at NY Rangers	3-0-3	W 4-1	8-1-3
1/13/03	Dany Heatley	at Philadelphia	3-0-3	W 7-4	7-1-3
12/6/02	Ilya Kovalchuk	at Washington	3-2-5	OTL 6-7	6-1-3
10/12/02	Shawn McEachern	Florida	3-0-3	OTL 4-5	6-1-2
1/19/02	Pascal Rheaume	at Florida	4-1-5	W 6-1	6-1-1
2/13/01	Ray Ferraro	Buffalo	3-0-3	W 5-4	5-1-1
12/9/00	Donald Audette	at NY Islanders	3-1-4	W 5-2	4-1-1
12/4/00	Ray Ferraro	Boston	3-0-3	W 5-4	3-1-1
11/29/00	Shean Donovan	Detroit	3-0-3	L 4-6	2-1-1
11/4/00	Tomi Kallio	at Boston	3-1-4	W 8-3	2-0-1
10/21/00	Donald Audette	at Ottawa	3-1-4	T 6-6	1-0-1
11/22/99	Dean Sylvester	Vancouver	3-1-4	W 6-3	1-0-0

#### OPPONENTS (32)

Date	Player	Opponent	Points	Results	All-Time Record
1/21/10	Eric Staal	Carolina	3-0-3	L 2-5	0-30-2
12/10/09	Daniel Sedin	at Vancouver	3-0-3	L 2-4	0-29-2
12/3/09	Matt Moulson	NY Islanders	3-0-3	L 1-4	0-28-2
12/26/08	Eric Staal	Carolina	3-0-3	L 5-4	0-27-2
10/25/08	Milan Lucic	at Boston	3-1-4	L 5-4	0-26-2
1/18/08	Drew Stafford	at Buffalo	3-2-5	L 10-1	0-25-2
1/18/08	Derek Roy	at Buffalo	3-1-4	L 10-1	0-24-2
3/23/07	Jonathan Cheechoo	San Jose	3-1-4	L 5-1	0-23-2
12/15/07	Alexander Ovechkin	Washington	3-0-3	L 3-2	0-22-2
12/7/06	Vincent Lecavalier	at Tampa Bay	3-2-5	L 8-0	0-21-2
1/19/06	Luc Robitaille	at Los Angeles	3-0-3	L 8-6	0-20-2
11/5/05	Simon Gagne	at Philadelphia	3-1-4	L 4-3	0-19-2
10/14/05	Jeff O'Neill	Toronto	3-1-4	L 9-1	0-18-2
2/16/04	Miroslav Satan	at Buffalo	4-0-4	L 7-2	0-17-2
1/16/04	Jeff O'Neill	Carolina	3-0-3	L 4-3	0-16-2
11/7/03	David Vyborny	at Columbus	3-0-3	L 4-2	0-15-2
1/11/03	Jason Blake	at NY Islanders	3-1-4	L 7-3	0-14-2
1/2/03	Marian Hossa	at Ottawa	4-1-5	L 8-1	0-13-2
12/23/02	Alexander Mogilny	at Toronto	3-1-4	L 5-1	0-12-2
4/3/02	Steve Reinprecht	at Colorado	3-1-4	L 6-0	0-11-2
1/8/02	Jiri Dopita	at Philadelphia	4-1-5	L 7-4	0-10-2
12/21/01	Erik Cole	at Carolina	3-0-3	OTL 5-4	0-9-2
11/18/01	Eric Lindros	at NY Rangers	3-1-4	L 6-2	0-9-1
11/13/01	Marian Gaborik	at Minnesota	3-0-3	L 4-2	0-8-1
3/16/01	Tyler Wright	Columbus	3-0-3	L 3-0	0-7-1
3/14/01	Martin Havlat	at Ottawa	3-1-4	L 8-1	0-6-1
2/21/01	Shane Willis	at Carolina	3-0-3	L 6-3	0-5-1
2/10/01	Pavel Bure	Florida	4-1-5	L 7-3	0-4-1
12/15/00	Pierre Turgeon	St. Louis	3-0-3	L 6-3	0-3-1
10/21/00	Andreas Dackell	at Ottawa	3-0-3	T 6-6	0-2-1
3/13/00	Ryan Smyth	Edmonton	3-0-3	L 3-0	0-2-0
1/24/00	Petr Nedved	NY Rangers	3-0-3	L 6-3	0-1-0

**ALL-TIME SHUTOUTS**
**THRASHERS (36)**

Date	Player	Opponent	Saves	Score
4/10/10	Johan Hedberg	Pittsburgh	33	1-0
3/27/10	Johan Hedberg	at Carolina	34	4-0
11/28/09	Johan Hedberg	Philadelphia	34	1-0
11/25/09	Ondrej Pavelec	at Detroit	40	2-0
11/13/09	Ondrej Pavelec	Los Angeles	38	7-0
3/10/09	Kari Lehtonen	at Colorado	35	3-0
3/6/09	Kari Lehtonen	Montreal	25	2-0
1/8/09	Kari Lehtonen	at New Jersey	29	4-0
3/31/08	Kari Lehtonen	at Tampa Bay	36	2-0
2/2/08	Kari Lehtonen	at Washington	36	2-0
12/29/07	Kari Lehtonen	Boston	26	5-0
12/1/07	Kari Lehtonen	at NY Islanders	33	4-0
11/16/07	Johan Hedberg	at Carolina	31	3-0
11/30/06	Kari Lehtonen	Toronto	36	5-0
11/25/06	Kari Lehtonen	Florida	37	1-0
10/9/06	Kari Lehtonen	at Tampa Bay	34	1-0
10/7/06	Kari Lehtonen	Florida	36	5-0
3/20/06	Kari Lehtonen	Buffalo	20	5-0
1/13/06	Kari Lehtonen	St. Louis	37	2-0
12/26/05	Michael Garnett	Montreal	36	4-0
12/23/05	Michael Garnett	at New Jersey	29	1-0
11/12/05	Dunham/Berkhoel	at Carolina	5/14	9-0
11/9/05	Mike Dunham	Pittsburgh	26	5-0
3/27/04	Kari Lehtonen	at Florida	30	3-0
3/15/04	Pasi Nurminen	Carolina	31	1-0
11/23/03	Pasi Nurminen	Phoenix	21	1-0
10/16/03	Pasi Nurminen	at NY Rangers	29	0-0
1/15/03	Pasi Nurminen	Montreal	23	1-0
12/16/02	Pasi Nurminen	Toronto	30	1-0
3/12/02	Milan Hnilicka	Colorado	23	2-0
1/11/02	Milan Hnilicka	Calgary	37	1-0
10/26/01	Milan Hnilicka	Washington	37	1-0
3/22/01	Milan Hnilicka	at Tampa Bay	29	2-0
11/15/00	Milan Hnilicka	Nashville	37	1-0
1/14/00	Norm Maracle	Philadelphia	26	1-0
10/14/99	Damian Rhodes	at NY Islanders	20	2-0

# THRASHERS TEAM HISTORY

## ALL-TIME SHUTOUTS

### ALL-TIME SHUTOUTS (CONT.)

#### OPPONENTS (66)

Date	Player	Opponent	Saves	Score
4/6/10	Martin Brodeur	New Jersey	19	3-0
3/23/10	Tuukka Rask	Boston	27	4-0
1/18/10	Tomas Vokoun	at Florida	27	1-0
12/30/09	Tuukka Rask	at Boston	18	4-0
1/31/09	Cam Ward	at Carolina	19	2-0
1/27/09	Marty Turco	at Dallas	25	2-0
11/22/08	Steve Mason	Columbus	15	2-0
10/28/08	Antero Niittymaki	Philadelphia	24	7-0
10/16/08	Martin Brodeur	New Jersey	25	1-0
1/22/08	Henrik Lundqvist	at NY Rangers	14	4-0
12/26/07	Pascal Leclaire	at Columbus	21	2-0
12/14/07	Vesa Toskala	Toronto	24	4-0
11/24/07	Marc-Andre Fleury	at Pittsburgh	28	5-0
11/23/07	Martin Brodeur	New Jersey	22	3-0
10/25/07	Dan Ellis	at Nashville	20	3-0
10/16/07	Martin Biron	at Philadelphia	31	4-0
10/11/07	Ryan Miller	at Buffalo	20	6-0
12/16/06	Rick DiPietro	at NY Islanders	37	6-0
12/7/06	Marc Denis	at Tampa Bay	21	8-0
1/21/06	John Grahame	Tampa Bay	20	2-0
12/1/05	Mikael Tellqvist	Toronto	28	4-0
10/20/05	John Grahame	Tampa Bay	15	6-0
10/12/05	Yann Danis	Montreal	32	2-0
10/5/05	Roberto Luongo	at Florida	34	2-0
3/26/04	Scott Clemmensen	New Jersey	18	5-0
3/9/04	Mike Dunham	NY Rangers	25	2-0
1/24/04	Rick DiPietro	NY Islanders	25	3-0
12/16/03	Maxime Ouellet	Washington	37	5-0
12/18/03	Martin Brodeur	New Jersey	15	3-0
11/15/03	Jeff Hackett	at Philadelphia	24	4-0
10/16/03	Mike Dunham	at NY Rangers	30	0-0
2/25/03	Dan Cloutier	at Vancouver	23	8-0
2/19/03	John Grahame	at Tampa Bay	27	2-0
12/28/02	John Grahame	Boston	29	1-0
12/14/02	Brent Johnson	at St. Louis	32	4-0
12/8/02	Tommy Salo	Edmonton	15	3-0
11/7/02	Jocelyn Thibault	at Chicago	17	5-0
10/29/02	Felix Potvin	Los Angeles	25	4-0
4/3/02	Patrick Roy	at Colorado	24	6-0
3/8/02	Byron Dafeo	Boston	21	3-0
2/12/02	Brent Johnson	at St. Louis	11	3-0
1/30/02	Curtis Joseph	Toronto	17	6-0
1/22/02	Olie Kolzig	Washington	27	3-0
11/10/01	Olie Kolzig	at Washington	34	3-0
11/8/01	Martin Biron	at Buffalo	16	8-0
11/4/01	J-S Giguere	at Anaheim	24	5-0
4/5/01	Manny Legace	at Detroit	16	4-0
3/30/01	Dominik Hasek	at Buffalo	30	4-0
3/26/01	Dominik Hasek	Buffalo	19	4-0
3/16/01	Ron Tugnutt	at Columbus	34	3-0
2/23/01	Jocelyn Thibault	at Chicago	27	1-0
1/12/01	Mathieu Garon	Montreal	24	3-0
12/11/00	Martin Brodeur	at New Jersey	19	4-0
11/23/00	Mathieu Garon	Montreal	25	6-0
3/31/00	Martin Brodeur	at New Jersey	22	6-0
3/13/00	Tommy Salo	at Edmonton	24	3-0
3/10/00	Martin Brodeur	New Jersey	19	9-0
2/29/00	Glenn Healy	Toronto	14	4-0
2/11/00	Steve Shields	San Jose	24	3-0
1/8/00	Olie Kolzig	Washington	20	3-0
12/30/99	Tomas Vokoun	at Nashville	25	6-0
12/15/99	Olie Kolzig	at Washington	18	4-0
12/8/99	Jamie Storr	at Los Angeles	21	4-0
11/27/99	Trevor Kidd	at Florida	24	3-0
11/19/99	Martin Biron	Buffalo	18	4-0
10/27/99	Curtis Joseph	at Toronto	16	4-0

### ALL-TIME PENALTY SHOTS

#### THRASHERS (20 chances/7 goals)

Date	Player	Opponent	Goaltender	Results
3/23/10	Colby Armstrong	Boston	Tuukka Rask	No Goal
10/29/09	Jim Slater	Washington	Semyon Varlamov	No Goal
3/1/08	Ilya Kovalchuk	at Boston	Tim Thomas	Goal
2/28/08	Eric Perrin	NY Islanders	Rick DiPietro	Goal
2/1/07	Marian Hossa	NY Islanders	Mike Dunham	No Goal
1/20/07	Marian Hossa	at NY Rangers	Henrik Lundqvist	No Goal
1/6/07	J.P. Vigier	at Washington	Olie Kolzig	No Goal
10/21/06	Marian Hossa	Florida	Alex Auld	Goal
4/15/06	Marc Savard	Boston	Tim Thomas	No Goal
4/8/06	Jim Slater	Carolina	Martin Gerber	No Goal
4/1/06	Marc Savard	Carolina	Cam Ward	Goal
1/13/06	Marian Hossa	St. Louis	Curtis Sanford	No Goal
12/17/05	Marian Hossa	Florida	Roberto Luongo	No Goal
12/15/05	Marian Hossa	at New Jersey	Martin Brodeur	No Goal
10/25/05	Patrik Stefan	at NY Islanders	Rick DiPietro	No Goal
11/5/03	Patrik Stefan	at Buffalo	Martin Biron	Goal
3/29/03	Dany Heatley	at Nashville	Tomas Vokoun	No Goal
4/12/02	Tony Hrkac	at Columbus	Marc Denis	Goal
1/11/02	Jeff Cowan	Calgary	Roman Turek	No Goal
2/21/01	Ray Ferraro	at Carolina	Arturs Irbe	Goal

#### OPPONENTS (23 chances/7 goals)

Date	Player	Team	Goaltender	Results
1/16/10	Eric Staal	at Carolina	Ondrej Pavelec	No Goal
11/21/09	Maxime Talbot	Pittsburgh	Johan Hedberg	No Goal
3/17/09	Evgeni Malkin	at Pittsburgh	Johan Hedberg	No Goal
2/10/09	Steven Stamkos	at Tampa Bay	Kari Lehtonen	No Goal
1/10/09	Michael Frolik	at Florida	Kari Lehtonen	Goal
10/28/08	Mike Richards	Philadelphia	Kari Lehtonen	No Goal
10/10/08	Alex Ovechkin	Washington	Kari Lehtonen	No Goal
12/2/06	Greg Campbell	at Florida	Kari Lehtonen	No Goal
11/11/06	Martin St. Louis	at Tampa Bay	Kari Lehtonen	No Goal
4/3/04	Vincent Lecavalier	at Tampa Bay	Kari Lehtonen	No Goal
2/21/04	Simon Gagne	at Philadelphia	Pasi Nurminen	Goal
2/13/04	Jarkko Ruutu	at Vancouver	Pasi Nurminen	No Goal
1/24/04	Jason Blake	NY Islanders	Pasi Nurminen	No Goal
2/19/03	Vincent Lecavalier	at Tampa Bay	Milan Hnilička	No Goal
4/2/02	Scott Nichol	at Calgary	Milan Hnilička	Goal
3/4/02	Mike Ribeiro	at Montreal	Milan Hnilička	No Goal
11/4/01	Matt Cullen	at Anaheim	Milan Hnilička	No Goal
3/18/01	Andrew Cassels	Vancouver	Norm Maracle	No Goal
1/30/01	Martin Straka	Pittsburgh	Damian Rhodes	Goal
3/16/00	Brad Isbister	NY Islanders	Damian Rhodes	No Goal
3/10/00	Patrik Elias	New Jersey	Damian Rhodes	Goal
3/4/00	Daniel Alfredsson	at Ottawa	Scott Langkow	Goal
10/9/99	Miroslav Satan	Buffalo	Damian Rhodes	Goal

# THRASHERS TEAM HISTORY

## ALL-TIME OVERTIME GAMES

### ALL-TIME OVERTIME GAMES (42 Wins, 44 Losses, 45 Ties, 54 Shootouts)

#### 2009-10 (2 wins, 7 losses, 10 shootouts)

Date	Opponent	Result	Goal Scorer	Goaltender	Time
Nov. 22	Tampa Bay	L 4-3	Stamoks	Pavelec	2:56
Dec. 12	Montreal	W 4-3	Kovalchuk	Hedberg	1:18
Dec. 17	Dallas	W 6-5	Peverley	Pavelec	1:16
Dec. 21	Montreal	L 4-3	Bergeron	Hedberg	2:23
Jan. 1	at Buffalo	L 4-3	Roy	Hedberg	4:02
Jan. 14	Buffalo	L 2-1	Roy	Pavelec	2:27
Feb. 10	at Colorado	L 4-3	Cumiskey	Hedberg	0:09
Mar. 25	Toronto	L 2-1	Grabovski	Pavelec	0:39
Apr. 3	at Pittsburgh	L 4-3	Leopold	Hedberg	2:50

#### 2008-09 (4 wins, 5 losses, 8 shootouts)

Date	Opponent	Result	Goal Scorer	Goaltender	Time
Oct. 11	at Florida	L 3-2	Booth	Lehtonen	3:54
Oct. 21	at Tampa Bay	L 3-2	Lecavalier	Lehtonen	1:41
Nov. 7	at Buffalo	W 5-4	Williams	Miller	0:48
Nov. 28	Nashville	L 4-3	Suter	Hedberg	1:44
Dec. 10	NY Rangers	L 3-2	Gomez	Hedberg	0:18
Dec. 30	at Toronto	L 4-3	Kubina	Hedberg	0:33
Jan. 16	Toronto	W 4-3	Peverley	Toskala	3:51
Mar. 12	at Edmonton	W 4-3	Reasoner	Roloson	4:10
Apr. 1	Buffalo	W 3-2	Kovalchuk	Miller	4:30

#### 2007-08 (6 wins, 2 losses, 15 shootouts)

Date	Opponent	Result	Goal Scorer	Goaltender	Time
Nov. 6	Washington	W 2-1	White	Johnson	1:34
Nov. 13	Florida	W 3-2	Kovalchuk	Anderson	0:25
Nov. 19	Tampa Bay	W 4-3	White	Holmqvist	2:49
Dec. 23	at St. Louis	W 3-2	Hossa	Legace	0:19
Jan. 2	at Carolina	W 5-4	Hossa	Ward	4:28
Feb. 9	Tampa Bay	W 2-1	Zhitnik	Holmqvist	1:26
Feb. 28	NY Islanders	L 5-4	Hunter	Lehtonen	1:09
Mar. 8	at Florida	L 3-2	Horton	Lehtonen	4:37

#### 2006-07 (7 wins, 7 losses, 11 shootouts)

Date	Opponent	Result	Goal Scorer	Goaltender	Time
Oct. 14	at Washington	W 4-3	Kovalchuk	Kolzig	3:02
Oct. 25	at Carolina	L 5-4	Babchuk	Lehtonen	1:11
Nov. 24	at Tampa Bay	L 3-2	St. Louis	Lehtonen	2:25
Nov. 28	at NY Rangers	W 5-4	Holik	Lundqvist	2:55
Dec. 9	Pittsburgh	L 4-3	Armstrong	Lehtonen	3:51
Dec. 15	Washington	L 3-2	Ovechkin	Lehtonen	0:06
Jan. 1	at Ottawa	W 3-2	Kozlov	Emery	1:48
Jan. 5	Phoenix	L 5-4	Perreault	Hedberg	2:31
Jan. 6	at Washington	L 3-2	Semin	Lehtonen	4:42
Jan. 26	NY Islanders	W 5-4	Kovalchuk	Dunham	2:59
Feb. 22	Tampa Bay	L 5-4	St. Louis	Hedberg	3:44
Mar. 16	NY Rangers	W 2-1	Zhitnik	Lundqvist	2:18
Mar. 18	Buffalo	W 4-3	Tkachuk	Miller	4:22
Mar. 29	Toronto	W 3-2	Kozlov	Raycroft	4:13

#### 2005-06 (5 wins, 3 losses, 10 shootouts)

Date	Opponent	Result	Goal Scorer	Goaltender	Time
Nov. 18	at Philadelphia	W 6-5	de Vries	Esche	3:05
Nov. 29	Carolina	L 4-3	Kaberle	Garnett	0:32
Dec. 15	at New Jersey	W 3-2	Savard	Brodeur	4:55
Dec. 28	Philadelphia	L 4-3	Kapanen	Garnett	0:13
Mar. 4	Washington	W 3-2	Hossa	Kolzig	1:49
Mar. 12	at NY Rangers	W 3-2	Savard	Lundqvist	2:45
Mar. 23	New Jersey	W 6-5	Bondra	Brodeur	1:03
Apr. 18	at Florida	L 2-1	Van Ryn	Berkhoel	1:34



### ALL-TIME OVERTIME GAMES (CONT.)

#### 2003-04 (6 wins, 4 losses, 8 ties)

Date	Opponent	Result	Goal Scorer	Goaltender	Time
Oct. 21	at Tampa Bay	L 3-2	Kubina	Nurminen	3:28
Oct. 27	at Toronto	W 3-2	Savard	Belfour	4:45
Nov. 19	Boston	W 5-4	Kovalchuk	Potvin	3:42
Dec. 6	at Florida	W 4-3	Kozlov	Luongo	2:57
Dec. 10	Los Angeles	W 4-3	Savard	Huet	3:37
Dec. 31	at Detroit	L 6-5	Zetterberg	Nurminen	2:24
Feb. 19	at Ottawa	W 3-2	McEachern	Lalime	1:12
Mar. 5	Carolina	L 3-2	Adams	Nurminen	4:59
Mar. 15	Carolina	W 1-0	Heatley	Weekes	1:43
Mar. 17	Buffalo	L 4-3	Roy	Nurminen	0:15

#### 2002-03 (7 wins, 5 losses, 7 ties)

Date	Opponent	Result	Goal Scorer	Goaltender	Time
Oct. 12	Florida	L 5-4	Jokinen	Nurminen	4:49
Nov. 13	San Jose	W 3-2	Kozlov	Nabokov	2:19
Nov. 19	Florida	W 4-3	McEachern	Luongo	3:23
Dec. 5	at Boston	L 4-3	Murray	Dafoe	1:53
Dec. 6	at Washington	L 7-6	Nylander	Dafoe	2:24
Dec. 20	Carolina	L 3-2	Ward	Dafoe	3:52
Dec. 30	at Pittsburgh	W 3-2	Kovalchuk	Aubin	4:40
Jan. 9	at Tampa Bay	W 3-2	Kovalchuk	Khabibulin	4:44
Feb. 17	Buffalo	W 4-3	Stefan	Biron	3:54
Feb. 27	at Colorado	W 4-3	Savard	Roy	1:12
Mar. 19	Dallas	L 5-4	Modano	Nurminen	2:24
Mar. 31	at NY Rangers	W 4-3	Tremblay	Dunham	2:40

#### 2001-02 (3 wins, 5 losses, 11 ties)

Date	Opponent	Result	Goal Scorer	Goaltender	Time
Oct. 6	at Boston	L 4-3	Guerin	Hnilicka	2:38
Oct. 20	at Carolina	L 2-1	O'Neill	Hnilicka	1:33
Dec. 18	at Boston	W 3-2	Heatley	Dafoe	3:58
Dec. 21	at Carolina	L 5-4	Cole	Hnilicka	1:28
Jan. 9	Ottawa	W 4-3	Kovalchuk	Hurme	2:58
Jan. 26	at Pittsburgh	L 3-2	Robitaille	Hnilicka	4:02
Mar. 23	at Ottawa	W 3-2	Heatley	Prusek	1:41
April 12	at Columbus	L 5-4	Spacek	Hnilicka	0:29

#### 2000-01 (2 wins, 2 losses, 12 ties)

Date	Opponent	Result	Goal Scorer	Goaltender	Time
Nov. 17	Philadelphia	L 2-3	McGillis	Hnilicka	1:01
Dec. 8	Florida	W 4-3	Ferraro	Luongo	0:22
Dec. 19	at Los Angeles	W 7-6	Kaberle	Storr	1:20
Jan. 25	Toronto	L 1-2	McCabe	Hnilicka	0:39

#### 1999-00 (0 wins, 4 losses, 7 ties)

Date	Opponent	Result	Goal Scorer	Goaltender	Time
Oct. 23	Colorado	L 2-3	Sakic	Rhodes	0:40
Dec. 6	Nashville	L 3-4	Robitaille	Maracle	2:26
Dec. 27	at Detroit	L 2-3	Duchesne	Fankhouser	3:21
Jan. 31	Pittsburgh	L 1-2	Lang	Fankhouser	4:28

# THRASHERS TEAM HISTORY

## ALL-TIME SHOOTOUTS

### ALL-TIME SHOOTOUTS (32 Wins, 22 Losses)

#### 2009-10 (4 wins, 6 losses)

Date	Opponent	Result	Winning Goal	GF/GA	Goaltenders
Oct. 20	at Montreal	L 2-1	Gionta	0/2	Pavelec/Halak
Nov. 8	St. Louis	W 3-2	Kozlov	2/0	Hedberg/Conklin
Nov. 19	Boston	L 4-3	Bergeron	0/1	Pavelec/Rask
Dec. 5	at Florida	W 2-1	Peverley	2/1	Hedberg/Vokoun
Dec. 14	at NY Rangers	W 3-2	Kozlov	2/0	Hedberg/Lundqvist
Jan. 2	at NY Islanders	L 6-5	Nielsen	1/2	Hedberg/Roloson
Jan. 7	NY Rangers	W 2-1	Little	2/1	Hedberg/Johnson
Jan. 23	at Tampa Bay	L 2-1	Halpern	0/1	Hedberg/Niittymaki
Feb. 13	at Chicago	L 5-4	Toews	0/1	Pavelec/Niemi
Mar. 14	Phoenix	L 3-2	Aucoin	1/2	Pavelec/LaBarbera

#### 2008-09 (7 wins, 1 loss)

Date	Opponent	Result	Winning Goal	GF/GA	Goaltenders
Oct. 18	Buffalo	W 3-2	Kozlov	2/1	Lehtonen/Lalime
Jan. 2	Vancouver	W 4-3	Christensen	2/1	Lehtonen/LaBarbera
Feb. 3	at NY Rangers	W 2-1	Kozlov	2/1	Lehtonen/Lundqvist
Feb. 16	at Los Angeles	W 7-6	Christensen	2/1	Hedberg/Ersberg
Feb. 19	at Phoenix	L 4-3	Carcillo	1/2	Lehtonen/Tellqvist
Mar. 14	at Buffalo	W 4-3	Sterling	1/0	Lehtonen/Lalime
Mar. 21	at Tampa Bay	W 4-3	Kozlov	1/0	Hedberg/Ramo
Mar. 26	NY Rangers	W 5-4	White	1/0	Hedberg/Vaiquette

#### 2007-08 (9 wins, 6 losses)

Date	Opponent	Result	Winning Goal	GF/GA	Goaltenders
Oct. 23	at Toronto	W 5-4	Kovalchuk	2/1	Hedberg/Toskala
Oct. 30	at Montreal	W 3-2	Kovalchuk	2/1	Hedberg/Price
Dec. 2	at New Jersey	L 3-2	Gionta	0/1	Hedberg/Brodeur
Dec. 5	NY Islanders	W 4-3	Kozlov	2/0	Lehtonen/DiPietro
Dec. 22	Montreal	W 3-2	Hossa	2/0	Lehtonen/Huet
Jan. 10	Florida	L 3-2	Jokinen	1/2	Lehtonen/Vokoun
Jan. 12	Pittsburgh	W 3-2	Recchi	1/0	Lehtonen/Conklin
Jan. 17	Montreal	L 3-2	Kostitsyn	0/2	Lehtonen/Huet
Jan. 24	at NY Rangers	L 2-1	Shanahan	0/1	Hedberg/Lundqvist
Feb. 1	Buffalo	W 5-4	Perrin	1/0	Hedberg/Thibault
Feb. 13	Washington	W 3-2	Perrin	2/0	Lehtonen/Kolzig
Feb. 15	at New Jersey	W 4-3	Dupuis	3/2	Hedberg/Brodeur
Mar. 1	at Boston	L 3-2	Kessel	0/1	Hedberg/Thomas
Mar. 2	at Pittsburgh	L 3-2	Letang	0/1	Lehtonen/Fleury
Mar. 7	Minnesota	W 3-2	Christensen	1/0	Hedberg/Backstrom

#### 2006-07 (7 wins, 4 losses)

Date	Opponent	Result	Winning Goal	GF/GA	Goaltenders
Oct. 5	Tampa Bay	L 3-2	Lecavalier	0/1	Lehtonen/Denis
Oct. 19	Washington	W 4-3	Kozlov	2/0	Lehtonen/Johnson
Oct. 26	at Philadelphia	L 3-2	Forsberg	1/2	Lehtonen/Niittymaki
Oct. 28	at Buffalo	W 5-4	Kozlov	1/0	Lehtonen/Miller
Dec. 19	at New Jersey	W 4-3	Kozlov	2/0	Lehtonen/Brodeur
Dec. 21	Pittsburgh	W 4-3	Kozlov	2/0	Lehtonen/Thibault
Jan. 13	at Carolina	W 4-3	Kozlov	2/0	Lehtonen/Ward
Jan. 30	New Jersey	W 5-4	Hossa	2/1	Lehtonen/Brodeur
Feb. 6	Buffalo	L 4-3	Briere	0/2	Lehtonen/Miller
Mar. 28	at Florida	L 3-2	Horton	0/2	Lehtonen/Anderson
Apr. 7	Tampa Bay	W 3-2	Sim	3/2	Lehtonen/Holmqvist

#### 2005-06 (5 wins, 5 losses)

Date	Opponent	Result	Winning Goal	GF/GA	Goaltenders
Nov. 4	at Washington	L 3-2	Ovechkin	0/1	Dunham/Kolzig
Nov. 22	at Montreal	L 3-2	Dagenais	0/1	Shields/Theodore
Dec. 11	Chicago	L 5-4	Holmqvist	2/3	Garnett/Khabibulin
Dec. 22	Washington	L 6-5	Ovechkin	0/1	Garnett/Johnson
Jan. 11	Nashville	W 4-3	Hossa	1/0	Lehtonen/Vokoun
Feb. 11	at Montreal	W 2-1	Kozlov	1/0	Lehtonen/Huet
Mar. 6	Florida	W 4-3	Kozlov	1/0	Lehtonen/Luongo
Mar. 8	NY Rangers	W 3-2	Hossa	3/2	Lehtonen/Lundqvist
Mar. 21	at Boston	W 5-4	Slater	2/1	Lehtonen/Thomas
Apr. 6	at Tampa Bay	L 3-2	Richards	1/2	Dunham/Burke

# THRASHERS TEAM HISTORY

## SEASON-BY-SEASON RECORDS

### SEASON-BY-SEASON RECORDS

#### OVERALL RECORD

Year	GP	W	L	OT	GF	GA	PTS	PCT
2009-10	82	35	34	13	230	250	83	.506
2008-09	82	35	41	6	257	280	76	.463
2007-08	82	34	40	8	216	272	76	.463
2006-07	82	43	28	11	246	245	97	.591
2005-06	82	41	33	8	281	275	90	.549
2003-04	82	33	37	12	214	243	78	.476
2002-03	82	31	39	12	226	284	74	.451
2001-02	82	19	47	16	187	288	54	.329
2000-01	82	23	45	14	211	289	60	.366
1999-00	82	14	57	11	170	313	39	.238

#### HOME RECORD

Year	GP	W	L	OT	GF	GA	PTS	PCT
2009-10	41	19	16	6	117	122	44	.537
2008-09	41	18	21	2	124	139	38	.463
2007-08	41	19	19	3	122	129	41	.500
2006-07	41	23	12	6	133	119	52	.634
2005-06	41	24	13	4	149	135	52	.634
2003-04	41	18	17	6	103	109	42	.512
2002-03	41	15	19	7	109	131	37	.451
2001-02	41	11	21	9	93	129	31	.378
2000-01	41	10	23	8	107	147	28	.341
1999-00	41	9	26	6	94	157	24	.293

#### ROAD RECORD

Year	GP	W	L	OT	GF	GA	PTS	PCT
2009-10	41	16	18	7	113	128	39	.476
2008-09	41	17	20	4	133	141	38	.463
2007-08	41	15	21	5	94	143	35	.427
2006-07	41	20	16	5	113	126	45	.549
2005-06	41	17	20	4	132	140	38	.463
2003-04	41	15	20	6	111	134	36	.439
2002-03	41	16	20	5	117	153	37	.451
2001-02	41	8	26	7	94	159	23	.280
2000-01	41	13	22	6	104	142	32	.390
1999-00	41	5	31	5	76	156	15	.183

#### AGAINST EASTERN CONFERENCE

Year	GP	W	L	OT	PTS
2009-10	64	27	27	10	64
2008-09	64	27	33	4	58
2007-08	72	29	35	8	66
2006-07	72	41	21	10	92
2005-06	72	36	29	7	79
2003-04	64	26	31	7	59
2002-03	60	23	27	10	56
2001-02	60	16	30	14	46
2000-01	59	17	32	10	44
1999-00	59	11	41	7	30

#### AGAINST WESTERN CONFERENCE

Year	GP	W	L	OT	PTS
2009-10	17	8	7	3	19
2008-09	18	8	8	2	18
2007-08	10	5	5	0	10
2006-07	10	2	7	1	5
2005-06	10	5	4	1	11
2003-04	18	7	6	5	19
2002-03	22	8	12	2	18
2001-02	22	3	17	2	8
2000-01	23	6	13	4	16
1999-00	23	3	20	0	9

#### AGAINST SOUTHEAST DIVISION

Year	GP	W	L	OT	PTS
2009-10	24	8	14	2	18
2008-09	24	11	11	2	24
2007-08	32	15	15	2	32
2006-07	32	18	7	7	43
2005-06	32	17	10	5	39
2003-04	24	13	8	3	29
2002-03	20	7	7	6	20
2001-02	20	4	7	9	17
2000-01	20	6	10	4	16
1999-00	20	5	12	3	13

#### AGAINST OTHER DIVISIONS

Year	GP	W	L	OT	PTS
2009-10	58	27	20	11	65
2008-09	58	24	30	4	52
2007-08	50	24	30	6	54
2006-07	50	25	21	4	54
2005-06	50	24	23	3	51
2003-04	58	20	29	9	58
2002-03	62	24	32	6	54
2001-02	62	15	40	7	37
2000-01	62	17	35	10	44
1999-00	62	9	49	4	26

OT - Includes Ties (1999-00 to 2003-04), Regulation Ties (1999-00) and Overtime Losses (2000-01 to 2003-04)

# THRASHERS TEAM HISTORY

## SEASON-BY-SEASON RECORDS

### SEASON-BY-SEASON SPECIAL TEAMS

#### POWER PLAY

Year	GP	GF	ATT.	PP%	RANK
2009-10	82	51	316	16.1	25th
2008-09	82	69	357	19.3	T-11th
2007-08	82	52	316	16.5	T-22nd
2006-07	82	67	407	16.5	T-22nd
2005-06	82	100	528	18.9	T-7th
2003-04	82	60	411	14.5	23rd
2002-03	82	64	371	17.2	T-12th
2001-02	82	37	306	12.1	29th
2000-01	82	54	395	13.6	25th
1999-00	82	44	348	12.6	26th

#### HOME POWER PLAY

Year	GP	GF	ATT.	PP%	RANK
2009-10	41	32	175	18.3	19th
2008-09	41	33	187	17.6	20th
2007-08	41	22	148	14.9	26th
2006-07	41	41	214	19.2	13th
2005-06	41	42	252	16.7	T-21st
2003-04	41	23	202	11.4	29th
2002-03	41	32	201	15.9	16th
2001-02	41	20	159	12.6	29th
2000-01	41	35	196	17.9	T-14th
1999-00	41	24	175	13.7	25th

#### ROAD POWER PLAY

Year	GP	GF	ATT.	PP%	RANK
2009-10	41	19	141	13.5	26th
2008-09	41	36	170	21.2	7th
2007-08	41	30	168	17.9	14th
2006-07	41	26	193	13.5	26th
2005-06	41	58	276	21.0	1st
2003-04	41	37	207	17.9	7th
2002-03	41	32	170	18.8	9th
2001-02	41	17	147	11.6	27th
2000-01	41	19	199	9.5	30th
1999-00	41	20	173	11.6	27th

#### SHORTHANDED GOALS

Year	FOR	RANK	AGAINST	RANK
2009-10	9	T-2nd	4	T-5th
2008-09	13	2nd	10	23rd
2007-08	13	T-3rd	10	T-21st
2006-07	9	T-12th	10	T-17th
2005-06	13	T-8th	10	T-11th
2003-04	11	T-5th	7	T-11th
2002-03	8	T-11th	14	30th
2001-02	3	T-26th	12	30th
2000-01	9	T-12th	8	T-14th
1999-00	6	T-19th	13	T-29th

### SEASON-BY-SEASON RECORD BY MONTH

Year	OCT.	NOV.	DEC.	JAN.	FEB.	MAR.	APR.
2009-10	5-4-1	9-3-2	4-10-1	6-5-4	2-2-2	8-7-2	1-3-1
2008-09	2-6-2	6-6-1	4-9-2	5-8-0	6-5-1	9-4-0	3-3-0
2007-08	4-8-0	7-5-0	8-7-1	5-5-3	5-6-1	4-8-3	1-1-0
2006-07	8-2-3	8-5-1	7-4-2	6-5-2	3-7-2	9-4-1	2-1-0
2005-06	3-8-0	7-4-3	6-5-3	7-7-0	3-2-0	9-5-0	6-2-2
2003-04	5-3-2-1	7-6-1-0	7-7-0-1	2-9-3-0	5-7-0-0	6-4-2-2	1-1-0-0
2002-03	0-8-1-1	6-6-0-0	4-7-0-3	7-6-2-0	4-5-2-0	8-6-2-1	2-1-0-0
2001-02	3-4-1-2	2-11-1-0	3-8-3-1	5-8-1-1	2-3-1-0	4-10-1-0	0-3-3-1
2000-01	1-3-5-0	4-7-1-1	10-5-0-0	1-10-3-1	2-8-1-0	4-9-2-0	1-3-0-0
1999-00	2-5-2-1	3-9-0-0	3-7-2-2	3-8-2-1	1-11-0-0	1-13-1-0	1-4-0-0

#### PENALTY KILLING

Year	GP	GA	ATT.	PK%	RANK
2009-10	82	57	320	82.2	16th
2008-09	82	88	366	76.0	29th
2007-08	82	75	354	78.8	27th
2006-07	82	79	391	79.8	T-26th
2005-06	82	102	491	79.2	T-25th
2003-04	82	58	391	85.1	T-8th
2002-03	82	65	355	81.6	T-23rd
2001-02	82	65	358	81.8	25th
2000-01	82	90	408	77.9	30th
1999-00	82	76	386	80.3	24th

#### HOME PENALTY KILLING

Year	GP	GA	ATT.	PK%	RANK
2009-10	41	33	164	79.9	24th
2008-09	41	45	182	75.3	28th
2007-08	41	30	162	81.5	23rd
2006-07	41	32	181	82.3	T-18th
2005-06	41	49	251	80.5	27th
2003-04	41	22	201	89.1	2nd
2002-03	41	30	168	82.1	23rd
2001-02	41	27	169	84.0	21st
2000-01	41	43	196	78.1	30th
1999-00	41	33	195	83.1	18th

#### ROAD PENALTY KILLING

Year	GP	GA	ATT.	PK%	RANK
2009-10	41	24	156	84.6	5th
2008-09	41	43	184	76.6	28th
2007-08	41	45	192	76.6	29th
2006-07	41	47	210	77.6	25th
2005-06	41	53	240	77.9	28th
2003-04	41	36	190	81.1	23rd
2002-03	41	35	187	81.3	T-24th
2001-02	41	38	189	79.9	27th
2000-01	41	47	212	77.8	28th
1999-00	41	43	191	77.5	26th

#### PENALTY MINUTES

Year	MINS	AVG.	RANK
2009-10	1,045	12.8	17th
2008-09	1,256	15.3	25th
2007-08	1,077	13.1	T-12th
2006-07	1,097	13.4	9th
2005-06	1,344	16.4	16th
2003-04	1,505	18.4	30th
2002-03	1,253	15.3	21st
2001-02	1,290	15.7	22nd
2000-01	1,500	18.3	27th
1999-00	1,422	17.3	26th

### SEASON-BY-SEASON TEAM STREAKS

#### OVERALL

	Winning Streak	Unbeaten Streak	Losing Streak	Winless Streak
2009-10	4 (three times, last - 3/16-3/21)	-	9 (12/19-1/5)	-
2008-09	6 (3/6-3/16)	-	6 (10/21-11/1)	-
2007-08	4 (twice, last - 12/18-12/23)	-	8 (2/16-3/5)	-
2006-07	5 (three times, last - 2/26-3/8)	-	5 (twice, last - 1/2-1/12)	-
2005-06	5 (1/6-1/18)	-	7 (1/19-2/3)	-
2003-04	4 (twice, last - 12/5-12/12)	5 (10/9-10/18)	6 (1/30-2/11)	10 (1/22-2/11)
2002-03	3 (twice, last - 1/13-1/17)	4 (twice, last - 3/26-3/31)	7 (10/16-10/29)	10 (10/11-10/31)
2001-02	2 (four times, last - 3/22-3/23)	4 (1/9-1/15)	8 (10/30-11/13)	10 (10/30-11/18)
2000-01	3 (12/1-12/4)	4 (10/21-10/28)	5 (twice, last - 2/15-2/25)	14 (12/29-1/27)
1999-00	2 (twice, last - 1/4-1/6)	3 (10/9-10/16)	12 (1/24-2/20)	16 (1/16-2/20)

#### HOME

	Winning Streak	Unbeaten Streak	Losing Streak	Winless Streak
2009-10	3 (three times, last - 3/16-3/20)	-	4 (three times, last - 3/23-4/6)	-
2008-09	3 (three times, last - 3/26-4/1)	-	7 (11/20-12/18)	-
2007-08	3 (12/18-12/22)	-	3 (twice, last - 3/19-4/1)	-
2006-07	7 (3/2-3/18)	-	5 (2/1-2/24)	-
2005-06	6 (3/20-4/15)	-	4 (1/21-1/31)	-
2003-04	3 (twice, last - 12/5-12/12)	4 (10/9-10/23)	3 (twice, last - 1/30-2/25)	6 (1/22-2/25)
2002-03	2 (four times, last - 3/13-3/17)	3 (three times, last - 3/26-4/6)	5 (12/18-1/5)	6 (12/18-1/7)
2001-02	2 (three times, last - 2/26-3/1)	3 (1/9-1/13)	4 (3/16-4/5)	9 (11/22-12/26)
2000-01	2 (twice, last - 12/8-12/13)	3 (2/13-3/3)	6 (3/16-4/1)	11 (2/27-4/1)
1999-00	2 (11/3-11/17)	2 (11/3-11/17)	11 (1/24-3/16)	17 (1/19-3/29)

#### ROAD

	Winning Streak	Unbeaten Streak	Losing Streak	Winless Streak
2009-10	4 (11/12-12/5)	-	8 (12/16-1/5)	-
2008-09	4 (2/3-2/16)	-	6 (10/11-11/1)	-
2007-08	4 (11/3-11/21)	-	10 (2/16-3/18)	-
2006-07	3 (three times, last - 1/13-2/8)	-	4 (2/10-2/17)	-
2005-06	3 (2/9-3/1)	-	4 (1/19-2/7)	-
2003-04	2 (twice, last - 2/27-3/2)	3 (2/27-3/6)	5 (1/25-2/11)	5 (twice, last - 1/25-2/11)
2002-03	4 (1/13-2/7)	4 (twice, last - 3/2-3/22)	8 (11/23-12/23)	8 (11/23-12/23)
2001-02	2 (3/22-3/23)	2 (3/22-3/23)	10 (10/6-11/18)	10 (10/6-11/18)
2000-01	2 (three times, last 3/22-3/24)	7 (10/21-11/13)	5 (2/15-2/25)	8 (1/29-12/27)
1999-00	1 (five times, last 3/18)	2 (twice, last - 12/22-12/23)	8 (10/17-11/27)	9 (twice, last - 1/8-2/20)

### SEASON-BY-SEASON OVERTIME & SHOOTOUT RECORDS

#### OVERTIME RECORD

Year	OVERALL				HOME				ROAD			
	GP	W	L	ND	GP	W	L	ND	GP	W	L	ND
2009-10	19	2	7	10	10	2	4	4	9	0	3	6
2008-09	17	4	5	8	7	2	2	3	10	2	3	5
2007-08	23	6	2	15	13	4	1	8	10	2	1	7
2006-07	25	7	7	11	14	4	4	6	11	3	3	5
2005-06	18	5	3	10	9	2	2	5	9	3	1	5
2003-04	18	6	4	8	9	3	2	4	9	3	2	4
2002-03	19	7	5	7	10	3	3	4	9	4	2	3
2001-02	19	3	5	11	10	1	0	9	9	2	5	2
2000-01	16	2	2	12	9	1	2	6	7	1	0	6
1999-00	11	0	4	7	6	0	3	3	5	0	1	4

NOTE: No Decision (ND) for seasons 1999-00 to 2003-04 means game ended in a tie. For season 2005-06 to 2007-08 means game went to shootout.

#### SHOOTOUT RECORD

Year	OVERALL			HOME			ROAD		
	GP	W	L	GP	W	L	GP	W	L
2009-10	10	4	6	4	2	2	6	2	4
2008-09	8	7	1	3	3	0	5	4	1
2007-08	15	9	6	8	6	2	7	3	4
2006-07	11	7	4	6	4	2	5	3	2
2005-06	10	5	5	5	3	2	5	2	3

# THRASHERS TEAM HISTORY

## SEASON-BY-SEASON COMPARISONS & ATTENDANCE

### SEASON-BY-SEASON HALF-SEASON COMPARISONS

	RECORD		GOALS		POWER PLAY		PENALTY KILL	
	W-L-OT	PTS	GF	GA	GF-ATT	PCT.	GA-ATT	PCT.
<b>2009-10</b>								
1st Half	18-17-6	42	132	135	32-154	20.7	30-155	80.6
2nd Half	17-17-7	41	102	121	19-162	11.7	27-165	83.6
Totals	35-34-13	83	234	256	51-316	16.1	57-320	82.2
<b>2008-09</b>								
1st Half	13-23-5	31	114	149	36-170	21.2	48-173	72.3
2nd Half	22-18-1	45	143	131	33-187	17.6	40-193	79.3
Totals	35-41-6	76	257	280	69-357	19.3	88-366	76.0
<b>2007-08</b>								
1st Half	20-20-1	41	116	139	31-169	18.3	39-172	77.3
2nd Half	14-20-7	35	100	133	21-147	14.3	36-182	80.2
Totals	34-40-8	76	216	272	52-316	16.5	75-354	78.8
<b>2006-07</b>								
1st Half	24-11-6	54	130	121	39-220	17.7	47-216	78.2
2nd Half	19-17-5	43	116	124	28-187	15.0	32-175	81.7
Totals	43-28-11	97	246	245	67-407	16.5	79-391	79.8
<b>2005-06</b>								
1st Half	18-17-6	42	145	141	60-286	20.9	53-265	80.0
2nd Half	23-16-2	48	136	130	40-241	16.5	49-227	78.1
Totals	41-33-8	90	281	271	100-528	18.9	102-491	79.2
<b>2003-04</b>								
1st Half	19-17-3-2	43	121	126	29-200	14.5	28-197	85.8
2nd Half	14-20-5-2	35	93	117	31-211	14.6	30-194	84.5
Totals	33-37-8-4	78	214	243	60-411	14.5	58-391	85.1
<b>2002-03</b>								
1st Half	11-24-2-4	28	102	152	31-184	16.8	30-184	83.6
2nd Half	20-15-5-1	46	124	132	33-187	17.6	35-171	79.5
Totals	31-39-7-5	74	226	284	64-371	17.2	65-355	81.6
<b>2001-02</b>								
1st Half	8-25-5-3	24	94	152	22-163	13.5	35-171	79.5
2nd Half	11-22-6-2	30	93	136	15-143	10.4	30-187	83.9
Totals	19-47-11-5	54	187	288	37-306	12.1	65-358	81.8
<b>2000-01</b>								
1st Half	15-17-8-1	39	118	136	26-185	14.1	37-199	81.4
2nd Half	8-28-4-1	21	93	153	28-210	13.3	53-209	74.6
Totals	23-45-12-2	60	211	289	54-395	13.6	90-408	77.9
<b>1990-00</b>								
1st Half	10-27-4-3	27	92	151	20-177	11.2	40-194	79.3
2nd Half	4-34-3-1	12	78	162	24-171	14.0	36-192	81.2
Totals	14-61-7-4	39	170	313	44-348	12.6	76-386	80.3

### SEASON-BY-SEASON ATTENDANCE

Year	GP	TOTAL	AVG.	SELLOUTS
2009-10	41	557,897	13,607	2
2008-09	41	599,673	14,626	2
2007-08	41	649,081	15,831	9
2006-07	41	665,817	16,239	11
2005-06	41	637,578	15,551	7
2003-04	41	620,965	15,145	6
2002-03	41	553,344	13,496	2
2001-02	41	560,404	13,668	4
2000-01	41	625,870	15,265	5
1999-00	41	705,389	17,205	14

### SEASON-BY-SEASON LEADERS BY CATEGORY

#### Games Played

2009-10:	Maxim Afinogenov	82
	Rich Peverley	82
	Tobias Enstrom	82
2008-09:	Colby Armstrong	82
	Tobias Enstrom	82
	Vyacheslav Kozlov	82
	Chris Thorburn	82
	Todd White	82
2007-08:	Tobias Enstrom	82
	Bobby Holik	82
	Vyacheslav Kozlov	82
2006-07:	Greg de Vries	82
	Bobby Holik	82
	Marian Hossa	82
	Ilya Kovalchuk	82
2005-06:	Niclas Havelid	82
	Greg de Vries	82
	Vyacheslav Kozlov	82
	Marc Savard	82
2003-04:	Shawn McEachern	82
	Patrik Stefan	82
2002-03:	Ilya Kovalchuk	81
2001-02:	Dany Heatley	82
2000-01:	Jeff Odgers	82
	Chris Tamer	82
1999-00:	Andrew Brunette	81
	Ray Ferraro	81

#### Points

2009-10:	Nik Antropov	67
2008-09:	Ilya Kovalchuk	91
2007-08:	Ilya Kovalchuk	87
2006-07:	Marian Hossa	100
2005-06:	Ilya Kovalchuk	98
2003-04:	Ilya Kovalchuk	87
2002-03:	Dany Heatley	89
2001-02:	Dany Heatley	67
2000-01:	Ray Ferraro	76
1999-00:	Andrew Brunette	50

#### Goals

2009-10:	Ilya Kovalchuk*	31
2008-09:	Ilya Kovalchuk	43
2007-08:	Ilya Kovalchuk	52
2006-07:	Marian Hossa	43
2005-06:	Ilya Kovalchuk	52
2003-04:	Ilya Kovalchuk^	41
2002-03:	Dany Heatley	41
2001-02:	Ilya Kovalchuk	29
2000-01:	Donald Audette*	32
1999-00:	Andrew Brunette	23

#### Assists

2009-10:	Tobias Enstrom	44
2008-09:	Todd White	51
2007-08:	Ilya Kovalchuk	35
2006-07:	Marian Hossa	57
2005-06:	Marc Savard	69
2003-04:	Ilya Kovalchuk	46
2002-03:	Vyacheslav Kozlov	49
2001-02:	Dany Heatley	41
2000-01:	Ray Ferraro	47
1999-00:	Andrew Brunette	27

#### Power Play Points

2009-10:	Nik Antropov	21
2008-09:	Vyacheslav Kozlov	43
2007-08:	Ilya Kovalchuk	30
2006-07:	Marian Hossa	44
2005-06:	Ilya Kovalchuk	56
2003-04:	Ilya Kovalchuk	33
2002-03:	Dany Heatley	39
2001-02:	Dany Heatley	18
2000-01:	Ray Ferraro	28
1999-00:	Andrew Brunette	21

#### Power Play Goals

2009-10:	Ilya Kovalchuk*	10
2008-09:	Bryan Little	12
	Ilya Kovalchuk	12
	Vyacheslav Kozlov	12
	Todd White	12
2007-08:	Ilya Kovalchuk	16
2006-07:	Ilya Kovalchuk	18
2005-06:	Ilya Kovalchuk**	27
2003-04:	Ilya Kovalchuk	16
2002-03:	Dany Heatley	19
2001-02:	Dany Heatley	7
	Ilya Kovalchuk	7
2000-01:	Donald Audette*	13
1999-00:	Ray Ferraro	10

#### Power Play Assists

2009-10:	Tobias Enstrom	17
2008-09:	Vyacheslav Kozlov	31
2007-08:	Tobias Enstrom	22
2006-07:	Vyacheslav Kozlov	29
2005-06:	Marc Savard	36
2003-04:	Ilya Kovalchuk	17
2002-03:	Dany Heatley	20
	Vyacheslav Kozlov	20
2001-02:	Dany Heatley	11
2000-01:	Ray Ferraro	17
1999-00:	Andrew Brunette	12

#### Even-Strength Points

2009-10:	Nik Antropov	46
2008-09:	Ilya Kovalchuk	54
2007-08:	Ilya Kovalchuk	55
2006-07:	Marian Hossa	52
2005-06:	Vyacheslav Kozlov	46
2003-04:	Ilya Kovalchuk	52
2002-03:	Dany Heatley	49
2001-02:	Dany Heatley	48
2000-01:	Ray Ferraro	48
1999-00:	Andrew Brunette	29

#### Even-Strength Goals

2009-10:	Ilya Kovalchuk*	21
2008-09:	Ilya Kovalchuk	31
2007-08:	Ilya Kovalchuk	34
2006-07:	Ilya Kovalchuk	24
2005-06:	Ilya Kovalchuk	25
2003-04:	Ilya Kovalchuk	24
2002-03:	Ilya Kovalchuk	29
2001-02:	Ilya Kovalchuk	22
2000-01:	Ray Ferraro	18
	Donald Audette	18
1999-00:	Andrew Brunette	14

#### Even-Strength Assists

2009-10:	Nik Antropov	30
2008-09:	Todd White	29
2007-08:	Ilya Kovalchuk	35
2006-07:	Marian Hossa	29
2005-06:	Marc Savard	31
2003-04:	Ilya Kovalchuk	28
2002-03:	Dany Heatley	28
	Vyacheslav Kozlov	28
2001-02:	Dany Heatley	29
2000-01:	Ray Ferraro	30
1999-00:	Andrew Brunette	16

#### Shorthanded Points

2009-10:	Rich Peverley	5
2008-09:	Marty Reasoner	6
2007-08:	Eric Perrin	10
2006-07:	Marian Hossa	4
2005-06:	Marian Hossa	8
2003-04:	Shawn McEachern	5
2002-03:	Vyacheslav Kozlov	2
	Patrik Stefan	2
	Per Svartvadet	2
2001-02:	Dany Heatley	1
	Tony Hrkac	1
	Patrik Stefan	1
	Per Svartvadet	1
	Chris Tamer	1
2000-01:	Shean Donovan	3
	Steve Guolla	3
1999-00:	Several Players	1

#### Shorthanded Goals

2009-10:	Chris Thorburn	3
2008-09:	Colin Stuart	3
2007-08:	Pascal Dupuis*	3
2006-07:	Marian Hossa	3
2005-06:	Marian Hossa**	7
2003-04:	Patrik Stefan	2
	Daniel Tjarnqvist	2
	J.P. Vigue	2
2002-03:	Pascal Rheaume*	2
2001-02:	Patrik Stefan	1
	Tony Hrkac	1
	Chris Tamer	1
2000-01:	Shean Donovan	3
1999-00:	Ed Ward*	2

#### Game-Winning Goals

2009-10:	Rich Peverley	7
2008-09:	Ilya Kovalchuk	6
2007-08:	Marian Hossa*	4
	Ilya Kovalchuk	4
	Vyacheslav Kozlov	4
	Todd White	4
2006-07:	Ilya Kovalchuk	8
2005-06:	Marian Hossa	7
	Ilya Kovalchuk	7
2003-04:	Ilya Kovalchuk	6
2002-03:	Dany Heatley	6
2001-02:	Dany Heatley	4
	Ilya Kovalchuk	4
2000-01:	Andrew Brunette	4
1999-00:	Donald Audette	4

\*Indicates player did not finish season with team; \*\*Indicates led NHL; ^Indicates tied for NHL lead

# THRASHERS TEAM HISTORY

## SEASON-BY-SEASON LEADERS

### SEASON-BY-SEASON LEADERS BY CATEGORY

#### Plus/Minus Rating (min. 50 games)

2009-10: Nik Antropov .....	+13
2008-09: Tobias Enstrom.....	+14
2007-08: Niclas Havelid.....	+2
2006-07: Marian Hossa.....	+18
2005-06: Marian Hossa.....	+17
2003-04: Shawn McEachern.....	+5
2002-03: Dany Heatley.....	-8
Andy Sutton.....	-8
2001-02: Patrik Stefan.....	-4
Pascal Rheaume.....	-4
2000-01: Frantisek Kaberle.....	+11
1999-00: Donald Audette.....	+2

#### Penalty Minutes

2009-10: Eric Boulton.....	113
2008-09: Eric Boulton.....	176
2007-08: Eric Boulton.....	127
2006-07: Bobby Holik.....	86
2005-06: Andy Sutton.....	144
2003-04: Francis Lessard.....	181
2002-03: Jeff Odgers.....	171
2001-02: Jeff Odgers.....	135
2000-01: Jeff Odgers.....	226
1999-00: Denny Lambert.....	219

#### Shots

2009-10: Maxim Afinogenov.....	181
2008-09: Ilya Kovalchuk.....	275
2007-08: Ilya Kovalchuk.....	280
2006-07: Marian Hossa.....	340
2005-06: Marian Hossa.....	341
2003-04: Ilya Kovalchuk.....	341
2002-03: Ilya Kovalchuk.....	257
2001-02: Dany Heatley.....	202
2000-01: Ray Ferraro.....	172
1999-00: Ray Ferraro.....	170

#### Shooting Percentage (min. 75 shots)

2009-10: Nik Antropov.....	19.0
2008-09: Bryan Little.....	18.0
2007-08: Ilya Kovalchuk.....	18.4
2006-07: Vyacheslav Kozlov.....	14.7
2005-06: Ilya Kovalchuk.....	16.1
2003-04: Dany Heatley.....	15.7
Ronald Petrovicky.....	15.7
2002-03: Dany Heatley.....	16.3
2001-02: Tony Hrkac.....	17.8
2000-01: Ray Ferraro.....	16.9
1999-00: Andrew Brunette.....	21.5

#### Hat Tricks

2009-10: .....	0
2008-09: Ilya Kovalchuk.....	1
Bryan Little.....	1
2007-08: Ilya Kovalchuk.....	3
2006-07: Ilya Kovalchuk.....	2
Marian Hossa.....	2
2005-06: Ilya Kovalchuk.....	2
2003-04: Ilya Kovalchuk.....	2
2002-03: Dany Heatley.....	2
2001-02: Pascal Rheaume.....	1
2000-01: Ray Ferraro.....	2
Donald Audette.....	2
1999-00: Dean Sylvester.....	1

#### Average Time on Ice - Defense

2009-10: Pavel Kubina.....	22:37
2008-09: Tobias Enstrom.....	23:31
2007-08: Tobias Enstrom.....	24:28
2006-07: Niclas Havelid.....	25:16
2005-06: Niclas Havelid.....	24:25
2003-04: Andy Sutton.....	23:20
2002-03: Frantisek Kaberle.....	21:57
2001-02: Yannick Tremblay.....	21:49
2000-01: Frantisek Kaberle.....	22:17
1999-00: Gord Murphy.....	22:40

#### Average Time on Ice - Forwards

2009-10: Ilya Kovalchuk*.....	22:14
2008-09: Ilya Kovalchuk.....	21:48
2007-08: Marian Hossa*.....	21:55
2006-07: Marian Hossa.....	21:40
2005-06: Ilya Kovalchuk.....	22:22
2003-04: Ilya Kovalchuk.....	23:41
2002-03: Dany Heatley.....	21:57
2001-02: Dany Heatley.....	19:53
2000-01: Ray Ferraro.....	18:19
1999-00: Nelson Emerson.....	19:10

#### Faceoff Winning Percentage

2009-10: Jim Slater.....	58.9
2008-09: Jim Slater.....	53.0
2007-08: Bobby Holik.....	58.4
2006-07: Bobby Holik.....	57.5
2005-06: Jim Slater.....	56.4
2003-04: Randy Robitaille.....	50.2
2002-03: Marc Savard.....	51.0
2001-02: Bob Corkum*.....	51.5
2000-01: Ray Ferraro.....	48.0
1999-00: Ray Ferraro.....	51.2

#### Total Faceoff Wins

2009-10: Rich Peeverley.....	647
2008-09: Todd White.....	673
2007-08: Bobby Holik.....	877
2006-07: Bobby Holik.....	820
2005-06: Marc Savard.....	789
2003-04: Patrik Stefan.....	661
2002-03: Marc Savard.....	654
2001-02: Bob Corkum*.....	643
2000-01: Ray Ferraro.....	818
1999-00: Ray Ferraro.....	712

#### Goaltender Games Played

2009-10: Johan Hedberg.....	47
2008-09: Kari Lehtonen.....	46
2007-08: Kari Lehtonen.....	48
2006-07: Kari Lehtonen.....	68
2005-06: Kari Lehtonen.....	38
2003-04: Pasi Nurminen.....	64
2002-03: Pasi Nurminen.....	52
2001-02: Milan Hnilicka.....	60
2000-01: Damian Rhodes.....	38
1999-00: Norm Maracle.....	32

#### Wins

2009-10: Johan Hedberg.....	21
2008-09: Kari Lehtonen.....	19
2007-08: Kari Lehtonen.....	17
2006-07: Kari Lehtonen.....	34
2005-06: Kari Lehtonen.....	20
2003-04: Pasi Nurminen.....	25
2002-03: Pasi Nurminen.....	21
2001-02: Milan Hnilicka.....	13
2000-01: Milan Hnilicka.....	12
1999-00: Damian Rhodes.....	5

#### Shutouts

2009-10: Johan Hedberg.....	3
2008-09: Kari Lehtonen.....	3
2007-08: Kari Lehtonen.....	4
2006-07: Kari Lehtonen.....	4
2005-06: Kari Lehtonen.....	2
Michael Garnett.....	2
2003-04: Pasi Nurminen.....	3
2002-03: Pasi Nurminen.....	2
2001-02: Milan Hnilicka.....	3
2000-01: Milan Hnilicka.....	2
1999-00: Damian Rhodes.....	1
Norm Maracle.....	1

#### Saves

2009-10: Johan Hedberg.....	1,240
2008-09: Kari Lehtonen.....	1,364
2007-08: Kari Lehtonen.....	1,429
2006-07: Kari Lehtonen.....	1,892
2005-06: Kari Lehtonen.....	1,017
2003-04: Pasi Nurminen.....	1,620
2002-03: Pasi Nurminen.....	1,316
2001-02: Milan Hnilicka.....	1,777
2000-01: Damian Rhodes.....	1,129
1999-00: Norm Maracle.....	868

#### Save Percentage (min. 20 games)

2009-10: Johan Hedberg.....	.915
2008-09: Kari Lehtonen.....	.911
2007-08: Kari Lehtonen.....	.916
2006-07: Kari Lehtonen.....	.912
2005-06: Kari Lehtonen.....	.906
2003-04: Pasi Nurminen.....	.904
2002-03: Pasi Nurminen.....	.906
2001-02: Milan Hnilicka.....	.908
2000-01: Damian Rhodes.....	.897
1999-00: Norm Maracle.....	.889

#### Goals-Against Average (min. 20 games)

2009-10: Johan Hedberg.....	2.62
2008-09: Kari Lehtonen.....	3.06
2007-08: Kari Lehtonen.....	2.90
2006-07: Kari Lehtonen.....	2.79
2005-06: Kari Lehtonen.....	2.94
2003-04: Pasi Nurminen.....	2.77
2002-03: Pasi Nurminen.....	2.88
2001-02: Milan Hnilicka.....	3.19
2000-01: Damian Rhodes.....	3.35
1999-00: Norm Maracle.....	3.48



### SEASON-BY-SEASON STREAK LEADERS

#### POINTS, MOST CONSECUTIVE GAMES

Year	Player	Games	Dates	Total Points (Goals, Assists)
2009-10	Ilya Kovalchuk	10	12/10-12/28	15 (7 goals, 8 assists)
2008-09	Todd White	9	3/6-3/21	10 (3 goals, 7 assists)
2007-08	Ilya Kovalchuk	10	12/27-1/15	16 (8 goals, 8 assists)
2006-07	Marian Hossa	11	2/17-3/12	18 (7 goals, 11 assists)
2005-06	Marc Savard	9	12/26-1/11	14 (5 goals, 9 assists)
	Vyacheslav Kozlov	9	10/25-11/12	14 (3 goals, 11 assists)
2003-04	Ilya Kovalchuk	8	11/25-12/10	8 (3 goals, 5 assists)
2002-03	Marc Savard	8	3/22-4/5	14 (5 goals, 9 assists)
2001-02	Ilya Kovalchuk	5	10/23-11/1	5 (4 goals, 1 assist)
	Dany Heatley	5	11/13-11/22	7 (3 goals, 4 assists)
	Tony Hrkac	5	3/18-3/27	6 (4 goals, 2 assists)
2000-01	Donald Audette	7	10/7-10/25	14 (7 goals, 7 assists)
	Donald Audette	7	1/29-2/13	8 (4 goals, 4 assists)
	Ray Ferraro	7	11/2-11/13	7 (2 goals, 5 assists)
1999-00	Andrew Brunette	6	10/9-10/26	10 (5 goals, 5 assists)
	Donald Audette	6	3/18-3/28	8 (4 goals, 4 assists)

#### GOALS, MOST CONSECUTIVE GAMES

Year	Player	Games	Dates	Total Goals
2009-10	Maxim Afinogenov	5	11/12-11/21	6
2008-09	Ilya Kovalchuk	6	2/8-2/19	9
2007-08	Ilya Kovalchuk	4	11/1-11/9	8
	Ilya Kovalchuk	4	11/29-12/5	5
	Ilya Kovalchuk	4	11/13-11/21	5
	Ilya Kovalchuk	4	1/6-1/12	4
	Marian Hossa*	4	11/9-11/16	6
2006-07	Ilya Kovalchuk	6	10/21-10/30	8
2005-06	Ilya Kovalchuk	7	1/1-1/13	11
2003-04	Vyacheslav Kozlov	5	12/3-12/12	5
2002-03	Dany Heatley	3	4/2-4/6	4
	Dany Heatley	3	3/15-3/19	3
	Marc Savard	3	3/28-3/31	4
	Marc Savard	3	1/11-1/15	3
	Dan Snyder	3	3/9-3/13	4
	Ilya Kovalchuk	3	10/21-10/26	3
2001-02	Ilya Kovalchuk	4	10/23-10/30	4
	Ilya Kovalchuk	4	1/13-1/19	4
2000-01	Donald Audette	3	12/26-12/29	3
	Ray Ferraro	3	10/17-10/21	3
	Ray Ferraro	3	12/4-12/8	6
	Tomi Kallio	3	3/8-3/11	3
	Steve Guolla	3	12/1-12/4	4
	Yves Sarault	3	1/20-1/23	4
1999-00	Andrew Brunette	3	10/9-10/16	4
	Andrew Brunette	3	10/31-11/6	3
	Ray Ferraro	3	1/1-1/8	3
	Per Svartvadet	3	10/31-11/6	3
	Donald Audette	3	3/18-3/22	3

#### ASSISTS, MOST CONSECUTIVE GAMES

Year	Player	Games	Dates	Total Assists
2009-10	Tobias Enstrom	6	12/12-12/21	9
2008-09	Todd White	7	2/15-2/28	8
2007-08	Todd White	8	12/27-1/10	8
2006-07	Marian Hossa	5	11/3-11/10	8
	Keith Tkachuk	5	3/29-4/7	5
2005-06	Vyacheslav Kozlov	7	10/29-11/12	10
2003-04	Marc Savard	6	12/1-12/12	7
2002-03	Vyacheslav Kozlov	6	3/28-4/6	10
	Dany Heatley	6	11/23-12/6	9
2001-02	Dany Heatley	3	3/1-3/4	3
	Dany Heatley	3	3/20-3/23	3
	Dany Heatley	3	4/5-4/10	3
	Tony Hrkac	3	11/19-11/24	3
	Frantisek Kaberle	3	12/18-12/21	3
	Tomi Kallio	3	10/13-10/19	3
	Ilya Kovalchuk	3	12/4-12/8	3
	Patrik Stefan	3	3/14-3/18	3
2000-01	Donald Audette	6	10/7-10/21	7
1999-00	Andrew Brunette	4	10/16-10/26	5

# THRASHERS TEAM HISTORY

## SEASON-BY-SEASON LEADERS

### SEASON-BY-SEASON STREAK LEADERS

#### PLUS-RATING, MOST CONSECUTIVE GAMES

Year	Player	Games	Dates	Plus Rating
2009-10	Colby Armstrong	6	12/10-12/19	+7
2008-09	Colby Armstrong	7	3/21-4/5	+10
2007-08	Niclas Havelid	4	1/30-2/5	+6
	Eric Perrin	4	11/3-11/10	+6
2006-07	Ilya Kovalchuk	6	3/6-3/16	+8
2005-06	Greg de Vries	6	4/5-4/15	+10
2003-04	Frantisek Kaberle	4	12/5-12/12	+6
	Frantisek Kaberle	4	12/16/12/23	+6
2002-03	Dany Heatley	5	3/9-3/17	+8
2001-02	Daniel Tjarnqvist	5	12/28-1/6	+5
2000-01	Frantisek Kaberle	6	10/28-11/13	+9
1999-00	Patrik Stefan	3	12/3-12/6	+4
	Andrew Brunette	3	12/3-12/6	+4
	Petr Buzek	3	12/3-12/6	+3
	David Harlock	3	10/31-11/6	+3
	Dean Sylvester	3	12/3-12/6	+3
	Yannick Tremblay	3	3/18-3/22	+3

#### AT LEAST ONE SHOT, MOST CONSECUTIVE GAMES

Year	Player	Games	Dates	Total Shots
2009-10	Maxim Afinogenov	35	12/30-3/23	81
2008-09	Ilya Kovalchuk	48	12/18-4/11	195
2007-08	Ilya Kovalchuk	46	10/13-1/20	188
2006-07	Ilya Kovalchuk	41	10/5-12/30	184
2005-06	Marian Hossa	80	10/5-4/18	341
2003-04	Ilya Kovalchuk	39	11/8-1/30	163
	Marc Savard	39	10/9-2/13	119
2002-03	Dany Heatley	45	1/3-4/6	167
2001-02	Ilya Kovalchuk	43	11/10-2/11	143
2000-01	Donald Audette	34	12/19-3/11	105
	Tommi Kallio	34	12/6-4/6	79
1999-00	Nelson Emerson	40	11/25-3/12	121

#### GOALTENDER WINS, MOST CONSECUTIVE GAMES

Year	Player	Games	Dates	Shots - Saves
2009-10	Johan Hedberg	3	3/16-3/20	82-90
2008-09	Kari Lehtonen	5	3/6-3/16	176-170
	Johan Hedberg	5	3/21-4/3	123-111
2007-08	Kari Lehtonen	4	12/18-12/23	123-115
	Johan Hedberg	4	11/13-11/21	104-98
2006-07	Kari Lehtonen	5	12/19-12/27	173-162
	Kari Lehtonen	5	3/2-3/8	158-149
2005-06	Kari Lehtonen	5	1/6-1/18	152-140
2003-04	Pasi Nurminen	4	11/16-11/23	94-85
	Kari Lehtonen	4	3/19-4/3	106-101
2002-03	Pasi Nurminen	3	11/9-11/13	84-77
2001-02	Milan Hnilicka	2	10/26-10/27	69-66
	Frederic Cassivi	2	3/22-3/23	87-83
2000-01	Milan Hnilicka	3	12/9-12/26	101-94
1999-00	Scott Fankhouser	2	1/4-1/6	53-48

#### GOALTENDER STARTS, MOST CONSECUTIVE GAMES

Year	Player	Games	Dates	Record
2009-10	Ondrej Pavelec	5	10/29-11/7	2-3
2008-09	Kari Lehtonen	9	2/19-3/10	5-3-1
2007-08	Kari Lehtonen	8	12/18-12/31	5-3-0
2006-07	Kari Lehtonen	15	1/6-2/10	6-7-2
2005-06	Kari Lehtonen	28	1/21-4/6	14-13-0
2003-04	Pasi Nurminen	16	2/13-3/17	8-7-1
2002-03	Pasi Nurminen	9	1/15-2/4	6-2-1
2001-02	Milan Hnilicka	10	1/11-1/30	4-5-1
2000-01	Milan Hnilicka	14	10/28-11/29	4-8-2
1999-00	Damian Rhodes	11	3/16-4/4	2-8-1

# THRASHERS TEAM HISTORY

## 1999-00 SEASON SUMMARY

### RESULTS: 14-57-7-4

### FINAL INDIVIDUAL STATISTICS

Date	Opponent	Score	Result	Player	GP	ATOI	G	A	PTS	+/-	PIM	PP	SH	GW
Oct. 2	vs. NJ	1-4	L	Andrew Brunette	81	19:42	23	27	50	-32	30	9	0	2
Oct. 7	vs. DET	1-7	L	Ray Ferraro	81	16:10	19	25	44	-33	88	10	0	3
Oct. 9	vs. BUF	5-5	T	Donald Audette	LA	14:56	12	20	32	6	45	1	0	3
Oct. 14	@ NYI	2-0	W		ATL	14	21:35	7	4	11	-4	12	0	1
Oct. 16	@ TB	4-4	T		TOTAL	63	16:00	19	24	43	2	57	1	1
Oct. 17	@ NYR	1-4	L	Yannick Tremblay	75	19:27	10	21	31	-42	22	4	1	2
Oct. 23	vs. COL	2-3	L (OT)	Hnat Domenichelli	CGY	32	12:39	5	9	14	0	12	1	0
Oct. 26	vs. CGY	2-1	W		ATL	27	16:55	6	9	15	-21	4	0	0
Oct. 27	@ TOR	0-4	L		TOTAL	59	14:17	11	18	29	-21	16	1	0
Oct. 31	vs. OTT	4-6	L	Stephen Guolla	TB	46	11:26	6	10	16	2	11	2	0
Nov. 3	vs. TB	4-1	W		ATL	20	17:47	4	9	13	-13	4	2	0
Nov. 6	@ BOS	2-4	L		TOTAL	66	13:05	10	19	29	-11	15	4	0
Nov. 10	@ FLA	1-4	L	Dean Sylvester	52	13:44	16	10	26	-14	24	1	0	2
Nov. 12	@ NJ	1-5	L	Patrik Stefan*	72	14:49	5	20	25	-20	30	1	0	0
Nov. 13	@ MTL	2-4	L	Mike Stapleton	62	17:18	10	12	22	-29	30	4	0	1
Nov. 17	vs. TB	5-4	W	Petr Buzek*	63	18:24	5	14	19	-22	41	3	0	0
Nov. 19	vs. BUF	0-4	L	Johan Garpenlov	73	15:19	2	14	16	-30	31	0	0	0
Nov. 20	@ BUF	3-4	L	Frantisek Kaberle*	LA	37	17:04	0	9	9	3	4	0	0
Nov. 22	vs. VAN	6-3	W		ATL	14	24:39	1	6	7	-13	6	0	1
Nov. 25	vs. OTT	3-6	L		TOTAL	51	18:43	1	15	16	-10	10	0	1
Nov. 27	@ FLA	0-3	L	Andreas Karlsson*	51	13:00	5	9	14	-17	14	1	0	0
Nov. 28	vs. DAL	2-4	L	Shean Donovan	COL	18	5:20	1	0	1	-4	8	0	0
Dec. 3	vs. FLA	2-1	W		ATL	33	14:19	4	7	11	-13	18	1	0
Dec. 4	@ NYI	4-3	W		TOTAL	51	10:55	5	7	12	-17	26	1	0
Dec. 6	vs. NSH	3-4	L (OT)	Denny Lambert	73	11:39	5	6	11	-17	219	2	0	0
Dec. 8	@ LA	0-4	L	Gord Murphy	58	22:41	1	10	11	-26	38	0	0	0
Dec. 10	@ SJ	1-4	L	Chris Tamer	69	18:29	2	8	10	-32	91	0	0	0
Dec. 12	@ ANA	1-4	L	Maxim Galanov	40	21:32	4	3	7	-12	20	0	0	0
Dec. 15	vs. WSH	0-4	L	Per Svartvadet*	38	13:24	3	4	7	-8	6	0	0	0
Dec. 17	vs. BOS	1-3	L	Matt Johnson	64	8:25	2	5	7	-11	144	0	0	0
Dec. 18	@ CAR	2-4	L	David Harlock	44	19:41	0	6	6	-8	36	0	0	0
Dec. 22	@ FLA	3-3	T	Steve Staios	27	13:01	2	3	5	-5	66	0	0	0
Dec. 23	@ PHI	4-4	T	Chris McAlpine	STL	21	11:41	1	1	2	1	14	0	0
Dec. 26	vs. TB	6-3	W		TB	10	18:23	1	1	2	-5	10	0	0
Dec. 27	@ DET	2-3	L (OT)		ATL	3	19:40	0	0	0	-4	2	0	0
Jan. 1	vs. CAR	2-4	L		TOTAL	34	14:21	2	2	4	-8	26	0	0
Jan. 4	@ BUF	5-4	W	Sergei Vyshedkevich*	7	23:18	1	3	4	-3	2	1	0	0
Jan. 6	vs. WSH	3-1	W	Herbert Vasiljevs*	7	9:18	1	0	1	-3	4	0	0	0
Jan. 8	@ WSH	0-3	L	Rumun Ndur	27	13:12	1	0	1	-17	71	0	0	0
Jan. 12	vs. WSH	2-5	L	Martin Prochazka	3	16:37	0	1	1	-1	0	0	0	0
Jan. 14	vs. PHI	1-0	W	Brett Clark	14	16:51	0	1	1	-12	4	0	0	0
Jan. 16	@ NYR	3-6	L	Bryan Adams*	2	10:57	0	0	0	-1	0	0	0	0
Jan. 17	@ BOS	3-3	T	Vladimir Vujtek	3	10:52	0	0	0	0	0	0	0	0
Jan. 19	vs. BOS	3-4	L	Geordie Kinneer	4	18:27	0	0	0	-1	13	0	0	0
Jan. 21	vs. FLA	3-3	T	Scott Langkow*	15	51:00	0	0	0	0	0	0	0	0
Jan. 24	vs. NYR	3-6	L	Scott Fankhouser*	16	57:50	0	0	0	0	4	0	0	0
Jan. 27	@ PIT	1-4	L	Damian Rhodes	28	55:45	0	0	0	0	2	0	0	0
Jan. 29	@ TB	1-2	L	Norm Maracle*	32	50:56	0	0	0	0	0	0	0	0
Jan. 31	vs. PIT	1-2	L (OT)											
Feb. 2	@ DAL	1-2	L											
Feb. 3	vs. NYR	3-6	L											
Feb. 9	@ PIT	2-5	L											
Feb. 11	vs. SJ	0-3	L											
Feb. 12	vs. CHI	3-4	L											
Feb. 15	@ STL	1-4	L											
Feb. 6	vs. MTL	1-5	L											
Feb. 20	@ PHX	2-4	L											
Feb. 22	@ COL	4-3	W											
Feb. 25	@ EDM	4-5	L											
Feb. 26	@ CGY	2-5	L											
Feb. 29	vs. TOR	0-4	L											
Mar. 2	vs. STL	2-5	L	Goaltender	GPI	MINS	AVG	W	L	T	EN	SO	SV %	
Mar. 4	@ OTT	2-3	L	Scott Fankhouser*	16	920	3.20	2	11	2	1	0	.891	
Mar. 6	@ MTL	2-3	L	Norm Maracle*	32	1618	3.49	4	19	2	5	1	.890	
Mar. 10	vs. NJ	0-9	L	Damian Rhodes	28	1561	3.88	5	19	3	3	1	.874	
Mar. 12	@ CAR	1-5	L	Scott Langkow*	15	765	4.31	3	11	0	1	0	.861	
Mar. 13	vs. EDM	0-3	L	TOTAL	82	4966	3.78	14	61	7	10	2	.877	
Mar. 16	vs. NYI	2-4	L											
Mar. 18	@ TOR	4-1	W											
Mar. 21	@ OTT	1-7	L											
Mar. 22	vs. MTL	1-1	T											
Mar. 24	vs. PIT	3-5	L											
Mar. 26	vs. LA	1-4	L											
Mar. 28	@ WSH	2-5	L											
Mar. 29	vs. PHX	2-3	L											
Mar. 31	@ NJ	0-6	L											
Apr. 2	vs. NYI	5-4	W											
Apr. 4	vs. PHI	3-5	L											
Apr. 6	@ PHI	1-3	L											
Apr. 8	vs. CAR	3-4	L											
Apr. 9	@ CAR	1-2	L											

\*Indicates rookie status

# THRASHERS TEAM HISTORY

## 2000-01 SEASON SUMMARY

### RESULTS: 23-45-12-2

Date	Opponent	Score	Result
Oct. 7	vs. NYR	1-2	L
Oct. 11	vs. WSH	3-3	T
Oct. 15	@ TB	2-5	L
Oct. 17	vs. NJ	3-3	T
Oct. 20	vs. NYI	3-5	L
Oct. 21	@ OTT	6-6	T
Oct. 25	@ EDM	3-1	W
Oct. 27	@ VAN	1-1	T
Oct. 28	@ SJ	2-2	T
Nov. 2	vs. LA	2-5	L
Nov. 4	@ BOS	8-3	W
Nov. 6	vs. OTT	2-3	L
Nov. 12	@ WSH	2-2	T
Nov. 13	@ FLA	4-1	W
Nov. 15	vs. NSH	1-0	W
Nov. 17	vs. PHI	2-3	L (OT)
Nov. 18	@ PIT	1-3	L
Nov. 22	@ TB	2-8	L
Nov. 23	vs. MTL	0-6	L
Nov. 25	vs. WSH	2-1	W
Nov. 27	@ MTL	2-3	L
Nov. 29	vs. DET	4-6	L
Dec. 1	vs. TB	5-3	W
Dec. 2	@ CBJ	2-1	W
Dec. 4	vs. BOS	5-4	W
Dec. 6	vs. CAR	3-5	L
Dec. 8	vs. FLA	4-3	W
Dec. 9	@ NYI	5-2	W
Dec. 11	@ NJ	0-4	L
Dec. 13	vs. CHI	3-1	W
Dec. 15	vs. STL	3-6	L
Dec. 19	@ LA	7-6	W
Dec. 20	@ ANA	4-2	W
Dec. 22	@ PHX	1-5	L
Dec. 26	vs. TOR	5-3	W
Dec. 28	@ NYR	4-1	W
Dec. 29	@ NYI	2-5	L
Jan. 1	@ WSH	2-4	L
Jan. 3	@ MIN	1-1	T
Jan. 5	vs. PHI	4-6	L
Jan. 6	@ PHI	2-2	T
Jan. 10	vs. DAL	2-3	L
Jan. 12	vs. MTL	0-3	L
Jan. 13	@ WSH	1-4	L
Jan. 17	vs. ANA	2-5	L
Jan. 20	@ NJ	2-3	L
Jan. 21	vs. NYI	4-4	T
Jan. 23	@ NSH	3-4	L
Jan. 25	vs. TOR	1-2	L (OT)
Jan. 27	@ PIT	1-5	L
Jan. 29	@ NYR	7-2	W
Jan. 30	vs. PIT	3-6	L
Feb. 1	vs. CAR	1-3	L
Feb. 7	@ TOR	1-7	L
Feb. 9	vs. BOS	5-1	W
Feb. 10	vs. FLA	3-7	L
Feb. 13	vs. BUF	5-4	W
Feb. 15	@ BUF	1-3	L
Feb. 17	@ PHI	1-5	L
Feb. 21	@ CAR	3-6	L
Feb. 23	@ CHI	0-1	L
Feb. 25	@ COL	2-5	L
Feb. 27	vs. CAR	1-1	T
Mar. 2	@ FLA	4-3	W
Mar. 3	vs. FLA	2-2	T
Mar. 6	vs. COL	2-4	L
Mar. 8	vs. PIT	3-5	L
Mar. 10	@ BOS	7-5	W
Mar. 11	vs. CGY	3-3	T
Mar. 14	@ OTT	1-8	L
Mar. 16	vs. CBJ	0-3	L
Mar. 18	vs. VAN	3-5	L
Mar. 21	vs. TB	3-4	L
Mar. 22	@ TB	2-0	W
Mar. 24	@ MTL	3-2	W
Mar. 26	vs. BUF	0-4	L
Mar. 28	vs. NJ	2-4	L
Mar. 30	@ BUF	0-4	L
Apr. 1	vs. NYR	2-4	L
Apr. 3	vs. OTT	5-2	W
Apr. 5	@ DET	0-4	L
Apr. 6	@ CAR	2-3	L

### FINAL INDIVIDUAL STATISTICS

Player	GP	ATOI	G	A	PTS	+/-	PIM	PP	SH	GW
Ray Ferraro	81	18:19	29	47	76	-11	91	11	0	2
Andrew Brunette	77	16:58	15	44	59	-5	26	6	0	4
Jiri Slegr	PIT	42	17:37	5	10	15	-9	60	0	1
	ATL	33	21:34	3	16	19	-1	36	2	0
TOTAL	75	19:35	8	26	34	-10	96	2	1	1
Patrik Stefan	66	14:07	10	21	31	-3	22	0	0	1
Stephen Guolla	63	14:41	12	16	28	-6	23	2	0	3
Hnat Domenichelli	63	14:21	15	12	27	-9	18	4	0	1
Tomi Kallio*	56	16:17	14	13	27	-3	22	2	0	2
Shean Donovan	63	14:03	12	11	23	-14	47	1	3	1
Steve Staios	70	21:45	9	13	22	-23	137	4	0	0
Per Svartvadet	69	14:42	10	11	21	-6	20	0	2	1
Chris Tamer	82	19:42	4	13	17	-1	128	0	1	1
Andreas Karlsson	60	12:54	5	11	16	-2	16	0	1	0
Frantisek Kaberle	51	22:17	4	11	15	11	18	1	0	1
Ladislav Kohn	ANA	51	10:59	4	3	7	-15	42	0	1
	ATL	26	13:38	3	4	7	-12	44	0	1
TOTAL	77	11:52	7	7	14	-27	86	0	2	0
Gord Murphy	27	20:44	3	11	14	-11	12	2	0	0
Jeff Odgers	82	8:39	6	7	13	-8	226	0	0	1
Yannick Tremblay	46	20:27	4	8	12	-6	30	1	0	1
Dean Sylvester	43	14:04	5	6	11	-16	8	1	0	0
Yves Sarault	20	13:08	5	4	9	-9	26	2	0	0
Herbert Vasiljevs*	21	16:01	4	5	9	-11	14	2	0	1
Denny Lambert	67	9:08	1	7	8	-5	215	0	0	0
Brad Tapper*	16	12:44	2	3	5	1	6	0	0	0
Chris Joseph	PHX	24	12:59	1	1	2	-4	16	0	1
	ATL	19	20:48	0	3	3	-7	20	0	0
TOTAL	43	16:43	1	4	5	-11	36	0	1	0
Andrei Skopintsev	17	18:13	1	3	4	-7	16	0	0	1
Jarrod Skalde	19	13:57	1	2	3	-8	20	0	0	0
Brett Clark	28	18:02	1	2	3	-12	14	0	0	0
Adam Burt	27	19:05	0	2	2	2	27	0	0	0
Bryan Adams*	9	9:37	0	1	1	-4	2	0	0	0
David Harlock	65	17:04	0	1	1	-28	62	0	0	0
Dan Snyder*	2	6:55	0	0	0	0	0	0	0	0
J.P. Vigier*	2	9:56	0	0	0	-2	0	0	0	0
Brian Pothier*	3	20:38	0	0	0	4	2	0	0	0
Petr Buzek	5	17:26	0	0	0	2	8	0	0	0
Scott Fankhouser*	7	37:14	0	0	0	0	2	0	0	0
Darcy Hordichuk*	11	7:18	0	0	0	-3	38	0	0	0
Norm Maracle	13	57:55	0	0	0	0	0	0	0	0
Milan Hnilicka	36	52:19	0	0	0	0	4	0	0	0
Damian Rhodes	38	54:52	0	0	0	0	16	0	0	0
Goaltender	GPI	MINS	AVG	W	L	T	EN	SO	SV %	
Milan Hnilicka	36	1879	3.35	12	19	2	1	2	.890	
Damian Rhodes	38	2072	3.36	7	19	7	5	0	.897	
Norm Maracle	13	753	3.43	2	8	3	3	0	.894	
Scott Fankhouser*	7	260	3.69	2	1	0	0	0	.900	
TOTALS	82	4983	3.48	23	47	12	9	2	.891	

#### TRADED / WAIVED PLAYERS

Player	GP	G	A	PTS	+/-	PIM	PP	SH	GW
Donald Audette	64	32	39	71	-3	64	13	1	2
Sergei Vyshedkevich*	23	1	2	3	-7	14	0	0	0

\* Indicates rookie status

# THRASHERS TEAM HISTORY

## 2001-02 SEASON SUMMARY

### RESULTS: 19-47-11-5

### FINAL INDIVIDUAL STATISTICS

Date	Opponent	Score	Result	Player	GP	ATOI	G	A	PTS	+/-	PIM	PP	SH	GW	
Oct. 4	@ BUF	2-1	W	Dany Heatley*	82	19:53	26	41	67	-19	56	7	0	4	
Oct. 6	@ BOS	3-4	L (OT)	Ilya Kovalchuk*	65	18:32	29	22	51	-9	28	7	0	4	
Oct. 13	vs. CAR	2-5	L	Tony Hrkac	80	17:29	18	26	44	-12	12	5	1	2	
Oct. 16	vs. PHI	3-3	T	Lubos Bartecko	71	14:28	13	14	27	-15	30	1	0	0	
Oct. 19	vs. NYR	3-4	L	Frantisek Kaberle	61	21:35	5	20	25	-11	24	1	0	0	
Oct. 20	@ CAR	1-2	L (OT)	Yannick Tremblay	66	21:50	9	15	24	-15	47	1	0	1	
Oct. 23	vs. PIT	2-4	L	Patrik Stefan	59	15:58	7	16	23	-4	22	0	1	0	
Oct. 26	vs. WSH	1-0	W	Pascal Rheaume	CHI	9:22	0	2	2	-1	4	0	0	0	
Oct. 27	vs. TB	4-3	W	ATL	42	14:27	11	9	20	-3	25	6	0	2	
Oct. 30	vs. OTT	3-6	L	TOTAL	61	12:52	11	11	22	-4	29	6	0	2	
Nov. 1	@ SJ	2-5	L	Tomi Kallio	60	21:21	8	14	22	-8	12	1	0	0	
Nov. 3	@ LA	1-4	L	Daniel Tjarnqvist*	75	21:32	2	16	18	-22	14	1	0	0	
Nov. 4	@ ANA	0-5	L	Per Svartvadet	78	13:22	3	12	15	-12	24	0	0	0	
Nov. 7	@ NJ	2-3	L	Andy Sutton	MIN	19	10:57	2	4	6	-4	35	1	0	0
Nov. 8	@ BUF	0-8	L	ATL	24	15:25	0	4	4	0	46	0	0	0	
Nov. 10	@ WSH	0-3	L	TOTAL	43	13:26	2	8	10	-4	81	1	0	0	
Nov. 13	@ MIN	2-4	L	Brian Pothier*	33	21:41	3	6	9	-19	22	1	0	1	
Nov. 16	vs. NSH	4-4	T	Jeff Odgers	46	8:37	4	4	8	-3	135	0	0	1	
Nov. 18	@ NYR	2-6	L	Todd Reirden	65	18:02	3	5	8	-25	82	1	0	0	
Nov. 19	vs. BUF	3-2	W	Andreas Karlsson	42	12:30	1	7	8	-8	20	0	0	0	
Nov. 22	vs. MTL	2-5	L	Jeff Cowan	CGY	19	7:44	1	0	1	-3	40	0	0	1
Nov. 24	@ OTT	6-3	W	ATL	38	12:27	4	1	5	-11	50	0	0	1	
Nov. 27	@ MTL	1-5	L	TOTAL	57	10:52	5	1	6	-14	90	0	0	2	
Nov. 29	@ TB	2-5	L	Chris Tamer	78	18:30	3	3	6	-11	111	0	1	0	
Dec. 1	@ FLA	5-2	W	Brad Tapper*	20	13:21	2	4	6	-3	43	0	0	0	
Dec. 4	vs. BOS	2-3	L	J.P. Vigier*	15	13:13	4	1	5	-5	4	0	0	0	
Dec. 6	vs. WSH	3-3	T	Yuri Butsayev	DET	3	9:44	0	0	0	-1	0	0	0	
Dec. 8	@ PIT	3-6	L	ATL	8	13:28	2	0	2	1	4	0	0	0	
Dec. 10	vs. PHI	1-3	L	TOTAL	11	12:26	2	0	2	0	4	0	0	0	
Dec. 12	vs. MTL	3-3	T	Dan Snyder*	11	10:57	1	1	2	-3	30	0	0	0	
Dec. 14	vs. CHI	1-3	L	Milan Hnilicka	60	56:11	0	2	2	0	8	0	0	0	
Dec. 15	@ WSH	2-5	L	Kamil Piros*	8	12:12	0	1	1	-2	4	0	0	0	
Dec. 18	@ BOS	3-2	W	Mike Weaver*	16	13:54	0	1	1	0	10	0	0	0	
Dec. 19	vs. SJ	2-4	L	David Harlock	19	14:55	0	1	1	-2	18	0	0	0	
Dec. 21	@ CAR	4-5	L (OT)	Norm Maracle	1	60:00	0	0	0	0	0	0	0	0	
Dec. 23	vs. DAL	1-4	L	Luke Sellars*	1	3:27	0	0	0	0	2	0	0	0	
Dec. 26	vs. FLA	3-3	T	Derek MacKenzie*	1	13:51	0	0	0	-1	2	0	0	0	
Dec. 28	vs. TOR	5-4	W	Brett Clark	2	15:32	0	0	0	-3	0	0	0	0	
Dec. 31	@ FLA	3-4	L	Mark Hartigan*	2	13:16	0	0	0	-2	2	0	0	0	
Jan. 2	@ DAL	1-2	L	Kiril Safronov*	PHX	1	6:08	0	0	0	-2	0	0	0	
Jan. 3	@ PHX	1-2	L	ATL	2	21:11	0	0	0	-3	2	0	0	0	
Jan. 6	vs. NYI	2-3	L	TOTAL	3	16:10	0	0	0	-5	2	0	0	0	
Jan. 8	@ PHI	4-7	L	Francis Lessard*	5	12:45	0	0	0	0	26	0	0	0	
Jan. 9	vs. OTT	4-3	W	Frederic Cassivi	6	51:16	0	0	0	0	0	0	0	0	
Jan. 11	vs. CGY	1-0	W	Ben Simon*	6	9:20	0	0	0	1	6	0	0	0	
Jan. 13	vs. TB	2-2	T	Pasi Nurminen*	9	51:39	0	0	0	0	0	0	0	0	
Jan. 15	@ TOR	3-2	W	Damian Rhodes	15	51:26	0	0	0	0	0	0	0	0	
Jan. 17	@ PHI	3-6	L	<b>Goaltender</b>	<b>GPI</b>	<b>MINS</b>	<b>AVG</b>	<b>W</b>	<b>L</b>	<b>T</b>	<b>EN</b>	<b>SO</b>	<b>SV %</b>		
Jan. 19	@ FLA	6-1	W	Norm Maracle	1	60	3.00	0	1	0	0	0	.850		
Jan. 22	vs. WSH	0-3	L	Milan Hnilicka	60	3367	3.19	13	33	10	9	3	.908		
Jan. 24	vs. NJ	4-2	W	Frederic Cassivi	6	307	3.32	2	3	0	1	0	.918		
Jan. 26	@ PIT	2-3	L (OT)	Pasi Nurminen*	9	465	3.61	2	5	0	1	0	.898		
Jan. 28	vs. PHX	2-4	L	Damian Rhodes	15	769	3.67	2	10	1	3	0	.893		
Jan. 30	vs. TOR	0-6	L	<b>TOTALS</b>	<b>82</b>	<b>4994</b>	<b>3.46</b>	<b>19</b>	<b>52</b>	<b>11</b>	<b>14</b>	<b>3</b>	<b>.901</b>		
Feb. 5	vs. EDM	3-2	W	<b>TRADED / WAIVED PLAYERS</b>	<b>Player</b>	<b>GP</b>	<b>G</b>	<b>A</b>	<b>PTS</b>	<b>+/-</b>	<b>PIM</b>	<b>PP</b>	<b>SH</b>	<b>GW</b>	
Feb. 7	@ NJ	3-3	T	Ray Ferraro	61	8	19	27	-32	66	2	0	0	0	
Feb. 8	vs. NYR	1-2	L	Hnat Domenichelli	40	8	11	19	-18	34	1	0	1	0	
Feb. 11	@ TOR	4-5	L	Shean Donovan	48	6	6	12	-16	40	1	0	2	0	
Feb. 12	@ STL	0-3	L	Jiri Slegr	38	3	5	8	-21	51	1	0	0	0	
Feb. 16	vs. BUF	2-1	W	Bob Corkum	65	3	4	7	-30	16	0	0	0	0	
Mar. 1	vs. NYI	4-3	W	Darcy Hordichuk	33	1	1	2	-5	127	0	0	0	0	
Mar. 2	@ NYI	1-4	L	David Harlock	19	0	1	1	-2	18	0	0	0	0	
Mar. 4	@ MTL	3-5	L	Brett Clark	2	0	0	0	-3	0	0	0	0	0	
Mar. 6	vs. ANA	1-4	L	Petr Buzek	9	0	0	0	-4	13	0	0	0	0	
Mar. 8	vs. BOS	0-3	L												
Mar. 10	@ NYI	1-6	L												
Mar. 12	vs. TB	4-4	T												
Mar. 14	vs. COL	2-0	W												
Mar. 16	vs. VAN	2-4	L												
Mar. 18	vs. PIT	2-4	L												
Mar. 20	@ TB	2-4	L												
Mar. 22	@ NYR	5-2	W												
Mar. 23	@ OTT	3-2	W												
Mar. 27	vs. MIN	2-4	L												
Mar. 30	@ DET	1-4	L												
Apr. 2	@ CGY	2-4	L												
Apr. 3	@ COL	0-6	L												
Apr. 5	vs. NJ	1-3	L												
Apr. 7	@ CAR	1-1	T												
Apr. 10	vs. FLA	4-4	T												
Apr. 12	@ CBJ	4-5	L (OT)												
Apr. 14	vs. CAR	2-2	T												

\* Indicates rookie status

# THRASHERS TEAM HISTORY

## 2002-03 SEASON SUMMARY

### RESULTS: 31-39-7-5

Date	Opponent	Score	Result
Oct. 11	@ CAR	3-5	L
Oct. 12	vs. FLA	4-5	L (OT)
Oct. 16	@ PIT	2-3	L
Oct. 18	@ TB	5-8	L
Oct. 19	vs. NYI	4-5	L
Oct. 21	@ FLA	2-3	L
Oct. 23	vs. NJ	1-2	L
Oct. 26	@ BOS	3-4	L
Oct. 29	vs. LA	0-4	L
Oct. 31	@ TOR	3-3	T
Nov. 2	@ FLA	3-1	W
Nov. 7	@ CHI	0-5	L
Nov. 9	@ BUF	6-4	W
Nov. 11	vs. CGY	2-1	W
Nov. 13	vs. SJ	3-2	W
Nov. 15	vs. PHX	1-5	L
Nov. 17	vs. ANA	1-5	L
Nov. 19	vs. FLA	4-3	W
Nov. 22	vs. PIT	1-3	L
Nov. 23	@ WSH	3-6	L
Nov. 26	@ MTL	2-3	L
Nov. 28	vs. NYR	7-4	W
Dec. 1	vs. WSH	5-4	W
Dec. 5	@ BOS	3-4	L (OT)
Dec. 6	@ WSH	6-7	L (OT)
Dec. 8	vs. EDM	0-3	L
Dec. 11	@ PHX	2-4	L
Dec. 13	@ DAL	1-3	L
Dec. 14	@ STL	0-4	L
Dec. 16	vs. TOR	1-0	W
Dec. 18	vs. PHI	1-3	L
Dec. 20	vs. CAR	2-3	L (OT)
Dec. 23	@ TOR	1-5	L
Dec. 27	@ CAR	5-3	W
Dec. 28	vs. BOS	0-1	L
Dec. 30	@ PIT	3-2	W
Jan. 2	@ OTT	1-8	L
Jan. 3	vs. PIT	1-4	L
Jan. 5	vs. PHI	4-5	L
Jan. 7	vs. CAR	3-3	T
Jan. 9	@ TB	3-2	W
Jan. 11	@ NYI	3-7	L
Jan. 13	@ PHI	7-4	W
Jan. 15	vs. MTL	1-0	W
Jan. 17	vs. BOS	3-1	W
Jan. 19	vs. NYI	1-4	L
Jan. 21	vs. STL	8-4	W
Jan. 23	vs. OTT	3-3	T
Jan. 25	@ NYR	4-1	W
Jan. 28	vs. NYR	5-2	W
Jan. 30	vs. TOR	2-5	L
Feb. 4	@ MTL	4-3	W
Feb. 7	@ NJ	4-2	W
Feb. 8	@ OTT	1-3	L
Feb. 12	vs. WSH	1-5	L
Feb. 14	vs. TB	2-2	T
Feb. 15	vs. DET	2-6	L
Feb. 17	vs. BUF	4-3	W
Feb. 19	@ TB	0-2	L
Feb. 23	@ EDM	3-3	T
Feb. 25	@ VAN	0-8	L
Feb. 27	@ COL	4-3	W
Mar. 1	@ LA	1-4	L
Mar. 2	@ ANA	4-1	W
Mar. 6	@ WSH	4-4	T
Mar. 7	vs. FLA	1-2	L
Mar. 9	vs. MIN	4-6	L
Mar. 11	@ NJ	3-2	W
Mar. 13	vs. MTL	2-4	L
Mar. 15	vs. BUF	5-3	W
Mar. 17	vs. CBJ	3-2	W
Mar. 19	vs. DAL	4-5	L (OT)
Mar. 21	vs. OTT	1-5	L
Mar. 22	@ CBJ	3-2	W
Mar. 24	@ PHI	2-6	L
Mar. 26	vs. CAR	5-1	W
Mar. 28	vs. NJ	1-1	T
Mar. 29	@ NSH	3-2	W
Mar. 31	@ NYR	4-3	W
Apr. 2	@ BUF	3-4	L
Apr. 5	@ NYI	3-2	W
Apr. 6	vs. TB	6-2	W

### FINAL INDIVIDUAL STATISTICS

Player	GP	ATOI	G	A	PTS	+/-	PIM	PP	SH	GW
Dany Heatley	77	21:57	41	48	89	-8	58	19	1	6
Vyacheslav Kozlov	79	20:01	21	49	70	-10	66	9	1	2
Ilya Kovalchuk	81	19:27	38	29	67	-24	57	9	0	3
Marc Savard	CGY 10	14:41	1	2	3	-3	8	0	0	0
	ATL 57	19:50	16	31	47	-11	77	6	0	4
TOTAL	67	19:03	17	33	50	-14	85	6	0	4
Patrik Stefan	71	16:50	13	21	34	-10	12	3	0	2
Yannick Tremblay	75	21:45	8	22	30	-27	32	5	0	1
Shawn McEachern	46	19:18	10	16	26	-27	28	4	1	1
Tony Hrkac	80	16:06	9	17	26	-16	14	2	0	2
Frantisek Kaberle	79	21:57	7	19	26	-19	32	3	1	2
Andy Sutton	53	18:00	3	18	21	-8	114	1	1	0
Lubos Barteko	37	12:31	7	9	16	3	8	0	0	1
Daniel Tjernqvist	75	21:53	3	12	15	-20	26	1	0	0
Brad Tapper	35	13:03	10	4	14	2	23	1	0	3
Dan Snyder*	36	10:54	10	4	14	-4	34	0	1	1
Chris Tamer	72	15:41	1	9	10	-10	118	0	0	0
Jeff Cowan	66	8:24	3	5	8	-15	115	0	0	0
Per Svartvadet	62	11:46	1	7	8	-11	8	0	0	0
Mark Hartigan*	23	10:52	5	2	7	-8	6	1	0	0
Jeff Odgers	74	7:48	2	4	6	-13	171	0	0	1
Kamil Piro*	3	17:05	3	2	5	4	2	0	0	1
Mike Weaver*	40	18:38	0	5	5	-5	20	0	0	0
Kirill Safronov*	32	15:02	2	2	4	-10	14	0	0	0
Pasi Nurminen	52	54:55	0	3	3	0	4	0	0	0
Yuri Botsayev	16	12:05	2	0	2	-5	8	0	0	0
Joe DiPenta*	3	15:47	1	1	2	3	0	0	0	0
Garnet Exelby*	15	18:04	0	2	2	0	41	0	0	0
Francis Lessard*	18	5:40	0	2	2	1	61	0	0	0
Ben Simon*	10	9:25	0	1	1	0	9	0	0	0
Frederic Cassivi	2	61:30	0	0	0	0	0	0	0	0
Kurtis Foster*	2	11:06	0	0	0	-2	0	0	0	0
Simon Gamache*	2	12:37	0	0	0	-1	2	0	0	0
Jeff Farkas*	3	13:32	0	0	0	-1	0	0	0	0
Uwe Krupp	4	15:19	0	0	0	-2	10	0	0	0
Zdenek Blatny*	4	10:31	0	0	0	-1	0	0	0	0
J.P. Vigier	13	14:07	0	0	0	-13	4	0	0	0
Byron Dafoe	17	52:38	0	0	0	0	0	0	0	0
Milan Hnilicka	21	52:23	0	0	0	0	2	0	0	0

Goaltender	GPI	MINS	AVG	W	L	T	EN	SO	SV %
Pasi Nurminen	52	2856	2.88	21	19	5	6	2	.906
Milan Hnilicka	21	1097	3.56	4	13	1	0	0	.893
Byron Dafoe	17	895	4.36	5	11	1	0	0	.862
Frederic Cassivi	2	123	5.37	1	1	0	0	0	.810
TOTALS	82	4993	3.41	31	44	7	6	2	.890

TRADED / WAIVED PLAYERS										
Player	GP	G	A	PTS	+/-	PIM	PP	SH	GW	
Pascal Rheaume	56	4	9	13	-8	24	0	2	1	
Richard Smehlik	43	2	9	11	-4	16	0	0	0	
Chris Herperger	27	4	1	5	-11	7	0	0	0	
Tomi Kallio	5	0	2	2	-2	4	0	0	0	

\*Indicates rookie status

# THRASHERS TEAM HISTORY

## 2003-04 SEASON SUMMARY

### RESULTS: 33-37-8-4

### FINAL INDIVIDUAL STATISTICS

Date	Opponent	Score	Result	Player	GP	ATOI	G	A	PTS	+/-	PIM	PP	SH	GW
Oct. 9	vs. CBJ	2-1	W	Ilya Kovalchuk	81	23:41	41	46	87	-10	63	16	1	6
Oct. 11	@ WSH	4-3	W	Shawn McEachern	82	20:13	17	38	55	5	76	5	1	3
Oct. 14	vs. NYI	2-2	T	Vyacheslav Kozlov	76	20:20	20	32	52	-12	74	6	0	1
Oct. 16	@ NYR	0-0	T	Marc Savard	45	22:19	19	33	52	-8	85	6	1	3
Oct. 18	vs. CHI	7-2	W	Patrik Stefan	82	16:28	14	26	40	-7	26	3	2	2
Oct. 21	@ TB	2-3	L (OT)	Randy Robitaille	69	15:51	11	26	37	-12	20	5	0	2
Oct. 23	vs. NSH	4-2	W	Ronald Petrovicky	78	14:16	16	15	31	-9	123	0	0	1
Oct. 25	vs. FLA	2-3	L	Frantisek Kaberle	67	23:19	3	26	29	2	30	2	0	1
Oct. 27	@ TOR	3-2	W	Dany Heatley	31	19:52	13	12	25	-8	18	5	0	3
Oct. 30	@ MIN	2-3	L	Serge Aubin	66	15:59	10	15	25	0	73	1	0	2
Oct. 31	@ WSH	1-2	L	Andy Sutton	65	23:20	8	13	21	0	94	7	1	1
Nov. 2	vs. SJ	2-2	T	Daniel Tjornqvist	68	22:16	5	15	20	-4	20	0	2	1
Nov. 5	@ BUF	7-4	W	J.P. Vigier	70	14:36	10	8	18	-18	22	2	2	3
Nov. 7	@ CBJ	2-4	L	Ivan Majesky	63	14:27	3	7	10	-7	76	0	0	0
Nov. 8	@ NYI	4-3	W	Yannick Tremblay	38	21:35	2	8	10	-13	13	1	0	1
Nov. 11	vs. OTT	3-5	L	Garnet Exelby*	71	19:31	1	9	10	-10	134	0	0	0
Nov. 13	@ CAR	1-5	L	Chris Tamer	38	17:58	2	5	7	-9	55	0	0	1
Nov. 15	@ PHI	0-4	L	Brad Larsen	26	7:41	2	2	4	2	11	0	0	0
Nov. 16	vs. FLA	5-2	W	COL	6	13:39	0	0	0	-2	2	0	0	0
Nov. 19	vs. BOS	5-4	W	TOTAL	32	8:48	2	2	4	0	13	0	0	0
Nov. 21	@ FLA	6-3	W	Shawn Heins	17	13:52	0	4	4	-1	16	0	0	0
Nov. 23	vs. PHX	1-0	W	Zdenek Blatny*	16	10:26	3	0	3	0	6	0	0	0
Nov. 25	vs. OTT	3-6	L	Ben Simon	52	6:04	3	0	3	-10	28	0	0	0
Nov. 27	vs. TOR	1-3	L	Tommi Santala*	33	10:07	1	2	3	-7	22	0	0	1
Nov. 29	vs. TB	2-1	W	Francis Lessard*	62	4:27	1	1	2	-5	181	0	0	0
Dec. 1	@ PIT	3-4	L	Pasi Nurminen	64	58:24	0	2	2	0	35	0	0	0
Dec. 3	vs. BOS	4-6	L	Kip Brennan*	18	5:00	1	0	1	-1	79	0	0	0
Dec. 5	vs. ANA	6-2	W	LA	5	3:36	0	0	0	0	17	0	0	0
Dec. 6	@ FLA	4-3	W	ATL	23	4:42	1	0	1	-1	96	0	0	0
Dec. 10	vs. LA	4-3	W	TOTAL	2	6:35	0	1	1	0	0	0	0	0
Dec. 12	vs. PIT	6-3	W	Brian Swanson	3	6:58	0	1	1	0	0	0	0	0
Dec. 13	@ NYI	0-4	L	Kurtis Foster*	5	4:27	0	1	1	0	4	0	0	0
Dec. 16	vs. WSH	0-5	L	Karl Stewart*	5	4:27	0	1	1	0	4	0	0	0
Dec. 18	vs. NJ	0-3	L	Kyle Rossiter*	4	11:54	0	0	0	-1	7	0	0	0
Dec. 20	@ PIT	7-4	W	ATL	2	10:14	0	1	1	1	0	0	0	0
Dec. 21	vs. PHI	4-1	W	TOTAL	6	11:21	0	1	1	0	7	0	0	0
Dec. 26	vs. TB	3-1	W	Daniel Corso	7	12:59	0	1	1	-2	0	0	0	0
Dec. 28	@ OTT	2-5	L	Derek MacKenzie*	12	6:38	0	1	1	0	10	0	0	0
Dec. 29	vs. MTL	1-2	L	Tomas Kloucek	5	11:34	0	1	1	3	10	0	0	0
Dec. 31	@ DET	5-6	L (OT)	NSH	37	8:00	0	0	0	-8	25	0	0	0
Jan. 3	@ MTL	1-5	L	TOTAL	42	8:25	0	1	1	-5	35	0	0	0
Jan. 8	@ DAL	1-2	L	Mike Weaver	1	8:28	0	0	0	-1	0	0	0	0
Jan. 10	@ SJ	2-5	L	Kari Lehtonen*	4	59:59	0	0	0	0	0	0	0	0
Jan. 11	@ PHX	1-1	T	Byron Dafoe	18	54:02	0	0	0	0	2	0	0	0
Jan. 14	vs. MTL	1-2	L	Bill Lindsay	24	5:55	0	0	0	-6	25	0	0	0
Jan. 16	vs. CAR	3-4	L											
Jan. 18	@ CAR	5-2	W											
Jan. 20	vs. BUF	4-1	W											
Jan. 22	vs. COL	1-1	T											
Jan. 24	vs. NYI	0-3	L											
Jan. 25	@ NJ	2-3	L											
Jan. 28	vs. STL	1-1	T											
Jan. 30	vs. TOR	1-4	L											
Jan. 31	@ TB	2-5	L											
Feb. 3	@ BOS	4-5	L											
Feb. 5	vs. PHI	1-5	L											
Feb. 10	@ CGY	2-5	L											
Feb. 11	@ EDM	1-5	L											
Feb. 13	@ VAN	4-1	W											
Feb. 16	@ BUF	2-7	L											
Feb. 17	@ MTL	4-1	W											
Feb. 19	@ OTT	3-2	W											
Feb. 21	@ PHI	4-5	L											
Feb. 25	vs. TB	2-4	L											
Feb. 27	@ NJ	3-2	W											
Feb. 29	vs. NYR	3-2	W											
Mar. 2	@ NYR	4-3	W											
Mar. 5	vs. CAR	2-3	L (OT)											
Mar. 6	@ BOS	2-2	T											
Mar. 9	vs. NYR	0-2	L											
Mar. 12	@ CAR	2-4	L											
Mar. 13	vs. WSH	5-2	W											
Mar. 15	vs. CAR	1-0	W											
Mar. 17	vs. BUF	3-4	L (OT)											
Mar. 19	vs. FLA	3-2	W											
Mar. 20	@ WSH	2-2	T											
Mar. 24	vs. WSH	3-2	W											
Mar. 26	vs. NJ	0-5	L											
Mar. 27	@ FLA	3-0	W											
Mar. 29	@ TOR	2-4	L											
Apr. 2	vs. PIT	2-3	L											
Apr. 3	@ TB	2-1	W											

Player	GP	MIN	AVG	W	L	T	EN	SO	SV%
Kari Lehtonen*	4	239	1.25	4	0	0	0	1	.953
Pasi Nurminen	64	3738	2.77	25	30	7	11	3	.904
Byron Dafoe	18	972	3.14	4	11	1	2	0	.898
<b>TOTALS</b>	<b>82</b>	<b>4989</b>	<b>2.92</b>	<b>33</b>	<b>41</b>	<b>8</b>	<b>14</b>	<b>4</b>	<b>.899</b>

TRADED / WAIVED PLAYERS									
Player	GP	G	A	PTS	+/-	PIM	PP	SH	GW
Jeff Cowan	58	9	15	24	2	68	1	0	1
Jean-Luc Grand-Pierre	27	2	2	4	-7	26	0	1	0
Simon Gamahe	2	0	1	1	0	0	0	0	0
Kamil Piro	14	0	1	1	-3	4	0	0	0

\*Indicates rookie status

# THRASHERS TEAM HISTORY

## 2005-06 SEASON SUMMARY

### RESULTS: 41-33-8

Date	Opponent	Score	Result
Oct. 5	@ FLA	0-2	L
Oct. 7	@ WSH	7-3	W
Oct. 8	vs. WSH	8-1	W
Oct. 12	vs. MTL	0-2	L
Oct. 14	vs. TOR	1-9	L
Oct. 15	@ NYR	1-5	L
Oct. 20	vs. TB	0-6	L
Oct. 22	vs. NJ	4-3	W
Oct. 25	@ NYI	3-4	L
Oct. 27	@ PIT	5-7	L
Oct. 29	vs. TB	2-3	L
Nov. 1	@ TB	6-4	W
Nov. 4	@ WSH	2-3	SOL
Nov. 5	@ PHI	3-4	L
Nov. 9	vs. PIT	5-0	W
Nov. 11	vs. TB	5-2	W
Nov. 12	@ CAR	9-0	W
Nov. 16	vs. NYI	3-7	L
Nov. 18	@ PHI	6-5	OTW
Nov. 19	@ TOR	1-5	L
Nov. 22	@ MTL	2-3	SOL
Nov. 24	vs. NYR	3-6	L
Nov. 26	vs. FLA	7-4	W
Nov. 27	@ CAR	5-2	W
Nov. 29	vs. CAR	3-4	OTL
Dec. 1	vs. TOR	0-4	L
Dec. 3	@ ANA	1-2	L
Dec. 5	@ PHX	2-5	L
Dec. 6	@ SJ	3-5	L
Dec. 9	vs. CBJ	5-2	W
Dec. 11	vs. CHI	4-5	SOL
Dec. 13	vs. DET	7-6	W
Dec. 15	@ NJ	2-3	OTW
Dec. 17	vs. FLA	2-1	W
Dec. 22	vs. WSH	5-6	SOL
Dec. 23	@ NJ	1-0	W
Dec. 26	vs. MTL	4-0	W
Dec. 28	vs. PHI	3-4	OTL
Dec. 30	@ BUF	1-4	L
Jan. 1	@ WSH	5-2	W
Jan. 2	vs. OTT	8-3	W
Jan. 4	@ CAR	3-4	L
Jan. 6	vs. PIT	6-4	W
Jan. 7	@ PIT	4-3	W
Jan. 11	vs. NSH	4-3	SOW
Jan. 13	vs. STL	2-0	W
Jan. 18	@ DAL	5-2	W
Jan. 19	@ LA	6-8	L
Jan. 21	vs. TB	0-2	L
Jan. 24	vs. BOS	2-3	L
Jan. 26	vs. CAR	1-5	L
Jan. 28	@ CAR	1-4	L
Jan. 31	vs. BUF	2-5	L
Feb. 3	@ FLA	2-5	L
Feb. 4	vs. FLA	6-4	W
Feb. 7	@ TOR	1-4	L
Feb. 9	@ OTT	2-1	W
Feb. 11	@ MTL	2-1	SOW
Mar. 1	@ BUF	4-2	W
Mar. 2	@ BOS	2-3	L
Mar. 4	vs. WSH	3-2	OTW
Mar. 6	vs. FLA	4-3	SOW
Mar. 8	vs. NYR	3-2	SOW
Mar. 10	vs. OTT	1-3	L
Mar. 12	@ NYR	3-2	OTW
Mar. 16	vs. NYI	4-2	W
Mar. 18	vs. PHI	2-4	L
Mar. 20	vs. BUF	5-0	W
Mar. 21	@ BOS	5-4	SOW
Mar. 23	vs. NJ	6-5	OTW
Mar. 25	@ NYI	1-5	L
Mar. 30	@ TB	3-4	L
Apr. 1	vs. CAR	5-2	W
Apr. 3	@ OTT	4-6	L
Apr. 5	@ FLA	5-2	W
Apr. 6	@ TB	2-3	SOL
Apr. 8	vs. CAR	5-2	W
Apr. 11	@ TB	6-2	W
Apr. 13	vs. WSH	5-3	W
Apr. 15	vs. BOS	4-3	W
Apr. 17	@ WSH	4-6	L
Apr. 18	@ FLA	1-2	OTL

### FINAL INDIVIDUAL STATISTICS

Player	GP	ATOI	G	A	PTS	+/-	PIM	PP	SH	GW
Ilya Kovalchuk	78	22:22	52	46	98	-6	68	27	0	7
Marc Savard	82	20:30	28	69	97	7	100	14	1	4
Marian Hossa	80	21:41	39	53	92	17	67	14	7	7
Vyacheslav Kozlov	82	17:46	25	46	71	14	33	8	0	1
Peter Bondra	60	15:56	21	18	39	-3	40	8	0	1
Jaroslav Modry	79	20:47	7	31	38	-9	76	5	0	2
Greg de Vries	82	22:00	7	28	35	1	76	3	0	2
Scott Mellanby	71	13:24	12	22	34	5	55	3	0	3
Bobby Holik	64	17:30	15	18	33	-6	79	5	0	0
Niclas Havelid	82	24:25	4	28	32	9	48	2	0	0
Andy Sutton	76	21:04	8	17	25	13	144	2	1	3
Patrik Stefan	64	13:49	10	14	24	3	36	2	0	3
Serge Aubin	74	11:05	7	17	24	-4	79	1	0	0
Jim Slater*	71	10:05	10	10	20	1	46	1	0	0
Ronald Petrovicky	60	11:53	8	12	20	-8	62	2	0	2
Steve McCarthy	ATL 16	16:44	7	3	10	0	8	2	0	0
	VAN 51	13:16	2	4	6	3	43	0	0	0
TOTAL	67	14:06	9	7	16	3	51	2	0	0
Brad Larsen	62	10:58	7	8	15	-3	21	0	3	1
J.P. Vigier	41	14:21	4	6	10	-4	40	1	1	0
Garnet Exelby	75	15:40	1	9	10	11	75	0	0	0
Eric Boulton	51	4:54	4	5	9	-4	87	0	0	0
Shane Hnidy	66	10:14	0	3	3	1	33	0	0	0
Ramzi Abid	6	8:10	0	2	2	1	6	0	0	0
Michael Garnett*	24	52:58	0	2	2	0	0	0	0	0
Braydon Coburn*	9	7:43	0	1	1	-2	4	0	0	0
Derek MacKenzie*	11	6:32	0	1	1	0	8	0	0	0
Kari Lehtonen*	38	56:59	0	1	1	0	4	0	0	0
Tomas Kloucek	1	3:14	0	0	0	0	2	0	0	0
Scott Burney	3	6:44	0	0	0	-1	0	0	0	0
Steve Shields	5	53:13	0	0	0	0	0	0	0	0
Francis Lessard	6	2:33	0	0	0	-2	0	0	0	0
Mark Popovic*	7	11:04	0	0	0	-5	0	0	0	0
Karl Stewart*	8	5:40	0	0	0	-3	15	0	0	0
Adam Berkhoel*	9	52:36	0	0	0	0	0	0	0	0
Mike Dunham	17	45:50	0	0	0	0	0	0	0	0

Goaltender	GPI	MINS	AVG	W	L	OT	EN	SO	SV%
Mike Dunham	17	779	2.77	8	5	2	1	1	.893
Kari Lehtonen*	38	2166	2.94	20	15	0	3	2	.906
Michael Garnett*	24	1271	3.45	10	7	4	2	2	.885
Adam Berkhoel*	9	473	3.81	2	4	1	0	0	.882
Steve Shields	5	266	4.29	1	2	1	0	0	.853
<b>TOTALS</b>	<b>82</b>	<b>4986</b>	<b>3.25</b>	<b>41</b>	<b>33</b>	<b>8</b>	<b>6</b>	<b>6</b>	<b>.891</b>

(Mike Dunham and Adam Berkhoel shared a shutout vs. Car. on Nov. 12, 2005)

#### TRADED / WAIVED PLAYERS

Player	GP	G	A	PTS	+/-	PIM	PP	SH	GW
Chris Kunitz*	2	0	0	0	-3	2	0	0	0
Rico Fata	6	0	1	1	-2	4	0	0	0

\*Indicates rookie status



# THRASHERS TEAM HISTORY

## 2006-07 SEASON SUMMARY

### RESULTS: 43-28-11

### FINAL INDIVIDUAL STATISTICS

Date	Opponent	Score	Result
Oct. 5	vs. TB	2-3	SOL
Oct. 7	vs. FLA	6-0	W
Oct. 9	@ TB	1-0	W
Oct. 11	vs. BOS	4-1	W
Oct. 13	vs. CAR	3-4	L
Oct. 14	@ WSH	4-3	OTW
Oct. 19	vs. WSH	4-3	SOW
Oct. 21	vs. FLA	4-2	W
Oct. 23	@ FLA	6-3	W
Oct. 25	@ CAR	4-5	OTL
Oct. 26	@ PHI	2-3	SOL
Oct. 28	@ BUF	5-4	SOW
Oct. 30	@ TOR	2-4	L
Nov. 1	vs. CAR	2-5	L
Nov. 3	@ WSH	4-3	W
Nov. 4	@ NYI	4-1	W
Nov. 6	vs. BOS	5-3	W
Nov. 8	vs. OTT	5-4	W
Nov. 10	vs. NYR	2-5	L
Nov. 11	@ TB	2-5	L
Nov. 17	vs. DAL	3-5	L
Nov. 18	@ MTL	1-3	L
Nov. 22	@ WSH	4-2	W
Nov. 24	@ TB	2-3	OTL
Nov. 25	vs. FLA	1-0	W
Nov. 28	@ NYR	5-4	OTW
Nov. 20	vs. TOR	5-0	W
Dec. 2	@ FLA	3-1	W
Dec. 5	@ TOR	5-2	W
Dec. 7	@ TB	0-8	L
Dec. 9	vs. PIT	3-4	OTL
Dec. 13	vs. ANA	1-2	L
Dec. 15	vs. WSH	2-3	OTL
Dec. 16	@ NYI	0-6	L
Dec. 19	@ NJ	4-3	SOW
Dec. 21	vs. PIT	4-3	SOW
Dec. 23	vs. NJ	5-2	W
Dec. 26	vs. TB	2-1	W
Dec. 27	@ PIT	4-2	W
Dec. 30	@ BUF	1-4	L
Jan. 1	@ OTT	3-2	OTW
Jan. 2	@ MIN	1-5	L
Jan. 5	vs. PHX	4-5	OTL
Jan. 6	@ WSH	2-3	OTL
Jan. 9	@ MTL	2-4	L
Jan. 12	@ NJ	1-2	L
Jan. 13	@ CAR	4-3	SOW
Jan. 16	vs. LA	6-2	W
Jan. 18	vs. MTL	1-4	L
Jan. 20	@ NYR	3-1	W
Jan. 26	vs. NYI	5-4	OTW
Jan. 28	vs. PHI	1-2	L
Jan. 30	vs. NJ	5-4	SOW
Feb. 1	vs. NYI	2-5	L
Feb. 3	vs. PHI	2-5	L
Feb. 6	vs. BUF	3-4	SOL
Feb. 8	@ COL	6-3	W
Feb. 10	@ VAN	2-3	L
Feb. 11	@ EDM	1-5	L
Feb. 13	@ CGY	1-4	L
Feb. 17	@ OTT	3-5	L
Feb. 20	@ CAR	3-1	W
Feb. 22	vs. TB	4-5	OTL
Feb. 24	vs. CAR	1-4	L
Feb. 26	@ BOS	3-2	W
Mar. 2	vs. OTT	4-2	W
Mar. 4	vs. CAR	3-1	W
Mar. 6	vs. FLA	4-2	W
Mar. 8	vs. MTL	5-2	W
Mar. 10	@ FLA	2-3	L
Mar. 12	vs. WSH	4-2	W
Mar. 15	@ PHI	2-3	L
Mar. 16	vs. NYR	2-1	W
Mar. 18	vs. BUF	4-3	OTW
Mar. 22	vs. SJ	1-5	L
Mar. 24	@ PIT	1-2	L
Mar. 28	@ FLA	2-3	SOL
Mar. 29	vs. TOR	3-2	OTW
Mar. 31	@ BOS	3-2	W
Apr. 4	vs. WSH	2-3	L
Apr. 6	@ CAR	4-1	W
Apr. 7	vs. TB	3-2	SOW

Player	GP	ATOI	G	A	PTS	+/-	PIM	PP	SH	GW
Marian Hossa	82	21:40	43	57	100	18	49	17	3	5
Vyacheslav Kozlov	81	20:29	28	52	80	9	36	8	0	8
Ilya Kovalchuk	82	21:31	42	34	76	-2	66	18	0	7
Keith Tkachuk	ATL 18	17:41	7	8	15	8	34	2	0	3
	STL 61	17:25	20	23	43	3	92	8	0	1
TOTAL	79	17:29	27	31	58	11	126	10	0	4
Alexei Zhitnik	ATL 18	25:49	2	12	14	4	14	2	0	1
	NYI 30	21:37	2	9	11	13	40	0	0	1
	PHI 31	25:30	3	10	13	-16	38	1	0	0
TOTAL	79	24:06	7	31	38	1	92	3	0	2
Scott Mellanby	69	13:43	12	24	36	-9	63	5	0	2
Eric Belanger	ATL 24	19:28	9	6	15	0	12	1	0	0
	CAR 56	14:51	8	12	20	-2	14	3	0	1
TOTAL	80	16:14	17	18	35	-2	26	4	0	1
Jon Sim	77	11:44	17	12	29	-1	60	2	0	1
Bobby Holik	82	15:56	11	18	29	-3	86	2	1	1
Greg de Vries	82	22:14	3	21	24	-3	66	0	0	0
Steve Rucchin	47	18:20	5	16	21	-4	14	1	0	1
Niclas Havelid	77	25:16	3	18	21	-2	52	1	0	1
Pascal Dupuis	ATL 17	16:43	3	2	5	-6	4	0	0	1
	MIN 48	15:07	10	3	13	-7	38	2	2	0
	NYR 6	15:29	1	0	1	-4	0	0	0	0
TOTAL	71	15:32	14	5	19	-17	42	2	2	1
Jim Slater	74	10:13	5	14	19	8	62	0	0	2
Steve McCarthy	46	15:17	4	12	16	4	24	3	0	0
Andy Sutton	55	19:27	2	14	16	6	76	0	1	0
Brad Larsen	72	12:22	7	6	13	-11	39	0	2	0
J.P. Vigier	72	10:59	5	8	13	0	27	0	0	0
Shane Hnidy	72	15:38	5	7	12	15	63	0	1	1
Garnet Exelby	58	17:59	2	8	10	2	56	0	1	0
Eric Boulton	45	6:16	3	4	7	2	49	0	0	0
Jason Krog	ATL 14	13:57	1	3	4	3	6	0	0	0
	NYR 9	9:57	2	0	2	2	4	0	0	1
TOTAL	23	11:48	3	3	6	5	10	0	0	1
Johan Hedberg	21	50:20	0	1	1	0	6	0	0	0
Kari Lehtonen	68	57:51	0	1	1	0	6	0	0	0
Mark Popovic*	3	10:14	0	1	1	1	0	0	0	0
Derek MacKenzie	4	4:59	0	0	0	1	0	0	0	0
Darren Haydar	4	8:01	0	0	0	0	0	0	0	0

Goaltender	GPI	MINS	AVG	W	L	T	EN	SO	SV%
Kari Lehtonen	68	3934	2.79	34	24	9	5	4	.912
Johan Hedberg	21	1057	2.89	9	4	2	2	0	.898
<b>TOTALS</b>	<b>82</b>	<b>5015</b>	<b>2.88</b>	<b>43</b>	<b>28</b>	<b>11</b>	<b>7</b>	<b>4</b>	<b>.907</b>

#### TRADED / WAIVED PLAYERS

Player	GP	G	A	PTS	+/-	PIM	PP	SH	GW
Braydon Coburn*	29	0	4	4	1	30	0	0	0
Denis Hamel	3	1	0	1	0	0	0	0	0
Niko Kapanen	60	4	9	13	-12	20	1	0	0
Glen Metropolit	57	12	16	28	9	20	4	0	2
Vitaly Vishnevski	52	3	9	12	-5	31	0	0	0

\*Indicates rookie status

# THRASHERS TEAM HISTORY

## 2007-08 SEASON SUMMARY

### RESULTS: 34-40-8

Date	Opponent	Score	Result
Oct 5	vs. WSH	1-3	L
Oct 6	@ TB	2-5	L
Oct 10	vs. OTT	1-3	L
Oct 11	@ BUF	0-6	L
Oct 13	vs. NJ	5-6	L
Oct 16	@ PHI	0-4	L
Oct 18	vs. NYR	5-3	W
Oct 20	@ TB	2-6	L
Oct 23	@ TOR	5-4	SOW
Oct 25	@ NSH	0-3	L
Oct 27	@ CHI	3-2	W
Oct 30	@ MTL	3-2	SOW
Nov. 1	@ OTT	4-6	L
Nov. 3	@ TB	6-4	W
Nov. 6	vs. WSH	2-1	OTW
Nov. 9	@ FLA	4-1	W
Nov. 10	vs. CAR	3-5	L
Nov. 13	vs. FLA	3-2	OTW
Nov. 16	@ CAR	3-0	W
Nov. 19	vs. TB	4-3	OTW
Nov. 21	@ WSH	5-1	W
Nov. 23	vs. NJ	0-3	L
Nov. 24	@ PIT	0-5	L
Nov. 29	vs. TOR	2-4	L
Dec. 1	@ NYI	4-0	W
Dec. 2	@ NJ	2-3	SOL
Dec. 5	vs. NYI	4-3	SOW
Dec. 7	vs. NYR	4-2	W
Dec. 8	@ WSH	3-6	L
Dec. 12	vs. BOS	3-5	L
Dec. 14	vs. TOR	0-4	L
Dec. 15	@ OTT	3-7	L
Dec. 18	vs. TB	6-2	W
Dec. 20	vs. OTT	3-2	W
Dec. 22	vs. MTL	3-2	SOW
Dec. 23	@ STL	3-2	OTW
Dec. 26	@ CBJ	0-2	L
Dec. 27	vs. FLA	3-5	L
Dec. 29	vs. BOS	5-0	W
Dec. 31	@ BOS	2-5	L
Jan. 2	@ CAR	5-4	OTW
Jan. 4	vs. CAR	3-4	L
Jan. 6	vs. BUF	5-2	W
Jan. 8	vs. PHI	1-4	L
Jan. 10	vs. FLA	2-3	SOL
Jan. 12	vs. PIT	3-2	SOW
Jan. 15	@ DET	5-1	W
Jan. 17	vs. MTL	2-3	SOL
Jan. 18	@ BUF	1-10	L
Jan. 20	vs. EDM	2-4	L
Jan. 22	@ NYR	0-4	L
Jan. 24	@ NYR	1-2	SOL
Jan. 30	vs. PIT	4-1	W
Feb. 1	vs. BUF	5-4	SOW
Feb. 2	@ WSH	2-0	W
Feb. 5	vs. PHI	2-3	L
Feb. 7	vs. VAN	1-2	L
Feb. 9	vs. TB	2-1	OTW
Feb. 13	vs. WSH	3-2	SOW
Feb. 15	@ NJ	4-3	SOW
Feb. 16	@ NYI	1-4	L
Feb. 21	@ CAR	3-5	L
Feb. 23	@ TOR	1-3	L
Feb. 26	@ MTL	1-5	L
Feb. 28	vs. NYI	5-4	OTL
Mar. 1	@ BOS	2-3	SOL
Mar. 2	@ PIT	2-3	SOL
Mar. 5	vs. CAR	3-6	L
Mar. 7	vs. MIN	3-2	SOW
Mar. 8	@ FLA	2-3	OTL
Mar. 11	vs. COL	2-5	L
Mar. 13	vs. CGY	6-4	W
Mar. 14	@ WSH	1-4	L
Mar. 16	@ FLA	1-3	L
Mar. 18	@ PHI	2-3	L
Mar. 19	vs. CAR	3-5	L
Mar. 21	vs. WSH	3-5	L
Mar. 27	@ FLA	3-2	W
Mar. 28	@ CAR	1-7	L
Mar. 31	@ TB	2-0	W
Apr. 1	vs. FLA	2-3	L
Apr. 5	vs. TB	4-1	L

### FINAL INDIVIDUAL STATISTICS

Player	GP	ATOI	G	A	PTS	+/-	PIM	PP	SH	GW
Ilya Kovalchuk	79	21:30	52	35	87	-12	52	16	2	4
Mark Recchi	ATL 53	18:23	12	28	40	-16	20	5	0	0
	PIT 19	16:24	2	6	8	-2	12	2	0	0
TOTAL	72	17:52	14	34	48	-18	32	7	0	0
Eric Perrin	81	17:49	12	33	45	-5	26	2	2	0
Vyacheslav Kozlov	82	15:56	17	24	41	-10	26	5	0	4
Tobias Enstrom*	82	24:28	5	33	38	-5	42	4	0	0
Todd White	74	18:25	14	23	37	-12	36	6	1	4
Colby Armstrong	ATL 18	18:01	4	7	11	-2	6	1	0	1
	PIT 54	15:24	9	15	24	6	50	0	0	2
TOTAL	72	16:03	13	22	35	4	56	1	0	3
Bobby Holik	82	15:58	15	19	34	-14	90	3	0	3
Erik Christensen	ATL 10	16:57	2	2	4	-7	2	0	0	0
	PIT 49	12:36	9	11	20	-3	28	2	0	0
TOTAL	59	13:20	11	13	24	-10	30	2	0	0
Chris Thorburn	73	8:56	5	13	18	-4	92	0	0	1
Bryan Little*	48	15:36	6	10	16	-2	18	2	0	1
Niclas Havelid	81	20:30	1	13	14	2	42	0	0	0
Jim Slater	69	10:23	8	5	13	-10	41	0	2	0
Ken Klee	72	20:02	1	9	10	-5	60	0	0	0
Eric Boulton	74	7:26	4	5	9	-10	127	0	0	0
Alexei Zhitnik	65	19:01	3	5	8	-8	58	0	0	1
Darren Haydar	16	11:45	1	7	8	4	2	0	0	0
Garnet Exelby	79	18:53	2	5	7	-21	85	0	0	0
Steve McCarthy	55	15:47	1	6	7	-23	48	0	0	0
Colin Stuart*	18	12:19	3	2	5	2	6	0	1	1
Joel Kwiatkowski	18	16:44	0	5	5	-5	20	0	0	0
Brad Larsen	62	9:01	1	3	4	-17	12	0	0	0
Brett Sterling*	13	12:23	1	2	3	-2	14	0	0	0
Jordan LaVallee*	2	11:27	1	1	2	2	0	0	0	0
Mark Popovic*	33	14:28	0	2	2	-4	10	0	0	0
Kari Lehtonen	48	56:23	0	2	2	0	4	0	0	0
Kevin Doell	8	9:39	0	1	1	-2	4	0	0	0
Johan Hedberg	36	53:32	0	1	1	0	16	0	0	0
Boris Valabik*	7	16:41	0	0	0	-2	42	0	0	0
Ondrej Pavelec*	7	49:36	0	0	0	0	2	0	0	0

Goaltender	GPI	MINS	AVG	W	L	T	EN	SO	SV%
Kari Lehtonen	48	2707	2.90	17	22	5	2	4	.916
Ondrej Pavelec*	7	347	3.11	3	3	0	1	0	.905
Johan Hedberg	36	1927	3.46	14	15	3	3	1	.892
TOTALS	82	5012	3.18	34	40	8	6	5	.904

#### TRADED / WAIVED PLAYERS

Player	GP	G	A	PTS	+/-	PIM	PP	SH	GW
Marian Hossa	60	26	30	56	-14	30	8	2	4
Pascal Dupuis	62	10	5	15	-4	24	0	3	1

\*Indicates rookie status

# THRASHERS TEAM HISTORY

## 2008-09 SEASON SUMMARY

### RESULTS: 35-41-6

### FINAL INDIVIDUAL STATISTICS

Date	Opponent	Score	Result
Oct. 10	vs. WSH	7-4	W
Oct. 11	@ FLA	2-3	OTL
Oct. 14	vs. MIN	2-4	L
Oct. 16	vs. NJ	0-1	L
Oct. 18	vs. BUF	3-2	SOW
Oct. 21	@ TB	2-3	OTL
Oct. 24	@ DET	3-5	L
Oct. 25	@ BOS	4-5	L
Oct. 28	vs. PHI	0-7	L
Oct. 30	@ NYR	2-3	L
Nov. 1	@ NJ	1-6	L
Nov. 2	vs. FLA	5-3	W
Nov. 6	vs. NYI	4-3	W
Nov. 7	@ BUF	5-4	OTW
Nov. 9	@ CAR	5-2	W
Nov. 14	vs. CAR	3-2	W
Nov. 16	@ PHI	3-4	L
Nov. 20	vs. PIT	2-3	L
Nov. 22	vs. CBJ	0-2	L
Nov. 25	@ TOR	6-3	W
Nov. 26	@ WSH	3-5	L
Nov. 28	vs. NSH	3-4	OTL
Nov. 30	vs. STL	2-4	L
Dec. 2	@ MTL	4-5	L
Dec. 3	@ OTT	1-5	L
Dec. 6	@ NYI	5-1	W
Dec. 10	vs. NYR	2-3	OTL
Dec. 12	vs. BOS	3-7	L
Dec. 13	@ BOS	2-4	L
Dec. 16	@ OTT	4-1	W
Dec. 18	vs. PIT	3-6	L
Dec. 20	vs. TB	4-3	W
Dec. 22	vs. TOR	2-6	L
Dec. 23	@ NYI	4-2	W
Dec. 26	vs. CAR	4-5	L
Dec. 28	vs. BOS	1-2	L
Dec. 30	@ TOR	3-4	OTL
Dec. 31	@ CAR	1-3	L
Jan. 2	vs. VAN	4-3	SOW
Jan. 4	vs. TB	1-4	L
Jan. 6	@ PIT	1-3	L
Jan. 8	@ NJ	4-0	W
Jan. 10	@ FLA	4-8	L
Jan. 14	vs. OTT	2-3	L
Jan. 16	vs. TOR	4-3	OTW
Jan. 17	@ NSH	7-2	W
Jan. 20	vs. MTL	4-2	W
Jan. 21	@ PHI	3-5	L
Jan. 27	@ DAL	0-2	L
Jan. 29	vs. NYI	4-5	L
Jan. 31	@ CAR	0-2	L
Feb. 3	@ NYR	2-1	SOW
Feb. 6	vs. NJ	1-5	L
Feb. 8	vs. PHI	2-3	L
Feb. 10	@ TB	3-1	W
Feb. 11	vs. CHI	1-3	L
Feb. 15	@ ANA	8-4	W
Feb. 16	@ LA	7-6	SOW
Feb. 19	@ PHX	3-4	SOL
Feb. 21	@ SJ	1-3	L
Feb. 24	vs. COL	4-3	W
Feb. 26	@ WSH	3-4	L
Feb. 28	vs. CAR	5-3	W
Mar. 3	vs. FLA	3-4	L
Mar. 6	vs. MTL	2-0	W
Mar. 8	vs. CGY	5-2	W
Mar. 10	@ COL	3-0	W
Mar. 12	@ EDM	4-3	OTW
Mar. 14	@ BUF	4-3	SOW
Mar. 16	vs. WSH	5-1	W
Mar. 17	@ PIT	2-6	L
Mar. 20	vs. DET	3-6	L
Mar. 21	@ TB	4-3	SOW
Mar. 24	@ MTL	3-6	L
Mar. 26	vs. NYR	5-4	SOW
Mar. 28	vs. OTT	6-3	W
Apr. 1	vs. BUF	3-2	OTW
Apr. 3	@ FLA	3-1	W
Apr. 5	@ WSH	4-6	L
Apr. 7	vs. WSH	2-4	L
Apr. 9	vs. FLA	2-3	L
Apr. 11	vs. TB	6-2	W

Player	GP	ATOI	G	A	PTS	+/-	PIM	PP	SH	GW
Ilya Kovalchuk	79	21:48	43	48	91	-12	50	12	0	6
Vyacheslav Kozlov	82	17:14	26	50	76	-14	44	12	0	3
Todd White	82	18:03	22	51	73	-9	24	12	1	0
Bryan Little	79	16:55	31	20	51	-5	24	12	0	4
Rich Peverley	ATL 39	18:49	13	22	35	16	18	2	1	5
	NSH 27	12:07	2	7	9	-3	15	0	0	0
TOTAL	66	16:05	15	29	44	13	33	2	1	5
Colby Armstrong	82	15:09	22	18	40	5	75	3	0	2
Ron Hainsey	81	22:22	6	33	39	-16	32	4	0	0
Tobias Enstrom	82	23:31	5	27	32	14	52	2	1	1
Marty Reasoner	79	15:18	14	16	30	11	36	0	1	2
Eric Perrin	78	14:10	7	16	23	-2	36	1	1	0
Zach Bogosian*	47	18:06	9	10	19	11	47	2	1	1
Jim Slater	60	11:14	8	10	18	0	52	0	2	0
Chris Thorburn	82	9:35	7	8	15	-10	104	0	0	1
Eric Boulton	76	7:32	3	10	13	-3	176	0	0	0
Nathan Oystriick*	53	15:44	4	8	12	-2	50	0	0	0
Joey Crabb*	29	12:12	4	5	9	-2	28	0	1	1
Colin Stuart	33	12:28	5	3	8	3	18	0	3	0
Garnet Exelby	59	16:43	0	7	7	-2	120	0	0	0
Anssi Salmela*	ATL 9	17:31	1	2	3	0	2	1	0	0
	NJD 17	15:10	0	3	3	1	6	0	0	0
TOTAL	26	15:58	1	5	6	1	8	1	0	0
Boris Valabik*	50	15:14	0	5	5	-14	132	0	0	0
Joe Motzko	6	11:39	1	0	1	1	0	0	0	0
Brett Sterling*	6	13:53	1	0	1	-3	2	0	0	0
Clay Wilson*	ATL 2	15:54	0	0	0	-1	0	0	0	0
	CBJ 5	9:25	0	1	1	-2	0	0	0	0
TOTAL	7	11:16	0	1	1	-3	0	0	0	0
Kari Lehtonen	46	57:02	0	1	1	0	6	0	0	0
Grant Lewis*	1	15:29	0	0	0	0	0	0	0	0
Scott Lehman*	1	3:03	0	0	0	0	0	0	0	0
Jordan LaVallee*	2	6:39	0	0	0	-1	0	0	0	0
Spencer Machacek*	2	8:11	0	0	0	0	0	0	0	0
Ondrej Pavelec*	12	49:57	0	0	0	0	0	0	0	0
Johan Hedberg	33	52:01	0	0	0	0	2	0	0	0

Goaltender	GPI	MINS	AVG	W	L	T	EN	SO	SV%
Kari Lehtonen	46	2624	3.06	19	22	3	4	3	.911
Johan Hedberg	33	1717	3.49	13	12	3	3	0	.886
Ondrej Pavelec*	12	599	3.61	3	7	0	2	0	.880
TOTALS	82	4981	3.36	35	41	6	9	3	.896

#### TRADED / WAIVED PLAYERS

Player	GP	G	A	PTS	+/-	PIM	PP	SH	GW
Erik Christensen	47	5	14	19	-7	14	1	0	0
Jason Williams	41	7	11	18	-9	8	4	0	2
Niclas Havelid	63	2	13	15	4	42	0	1	0
Mathieu Schneider	44	4	11	15	-10	50	1	0	0

\*Indicates rookie status

# THRASHERS TEAM HISTORY

## 2009-10 SEASON SUMMARY

### RESULTS: 35-34-13

Date	Opponent	Score	Result
Oct. 3	vs. TB	6-3	W
Oct. 8	@ STL	4-2	W
Oct. 10	@ OTT	2-4	L
Oct. 16	@ NJ	4-2	W
Oct. 17	@ BUF	4-2	W
Oct. 20	@ MTL	1-2	SOL
Oct. 22	vs. WSH	4-5	L
Oct. 24	vs. SJ	3-4	L
Oct. 29	vs. WSH	3-4	L
Oct. 31	@ OTT	3-1	W
Nov. 3	@ MTL	5-4	W
Nov. 5	vs. CBJ	3-4	L
Nov. 7	@ NYI	3-6	L
Nov. 8	vs. STL	3-2	SOW
Nov. 12	@ NYR	5-3	W
Nov. 13	vs. LA	7-0	W
Nov. 15	vs. EDM	3-2	W
Nov. 19	vs. BOS	3-4	SOL
Nov. 21	vs. PIT	2-3	L
Nov. 22	vs. TB	3-4	OTL
Nov. 25	@ DET	2-0	W
Nov. 27	@ CAR	6-4	W
Nov. 28	vs. PHI	1-0	W
Nov. 30	vs. FLA	4-3	W
Dec. 3	vs. NYI	1-4	L
Dec. 5	@ FLA	2-1	SOW
Dec. 7	@ TOR	2-5	L
Dec. 9	@ CGY	1-3	L
Dec. 10	@ VAN	2-4	L
Dec. 12	vs. MTL	4-3	OTW
Dec. 14	@ NYR	3-2	SOW
Dec. 16	@ FLA	3-4	L
Dec. 17	vs. DAL	6-5	OTW
Dec. 19	vs. NJ	4-5	L
Dec. 21	vs. MTL	3-4	OTL
Dec. 23	@ BOS	4-6	L
Dec. 26	@ TB	3-4	L
Dec. 28	@ NJ	2-3	L
Dec. 30	@ BOS	0-4	L
Jan. 1	@ BUF	3-4	OTL
Jan. 2	@ NYI	5-6	SOL
Jan. 5	@ PIT	2-5	L
Jan. 7	vs. NYR	2-1	SOW
Jan. 9	vs. WSH	1-8	L
Jan. 12	vs. OTT	6-1	W
Jan. 14	vs. BUF	1-2	OTL
Jan. 16	@ CAR	5-3	W
Jan. 18	@ FLA	0-1	L
Jan. 19	vs. TOR	4-3	W
Jan. 21	vs. CAR	2-5	L
Jan. 23	@ TB	1-2	SOL
Jan. 26	vs. ANA	2-1	W
Jan. 28	@ PHI	4-3	W
Jan. 30	@ NSH	3-4	L
Feb. 2	vs. TB	1-2	L
Feb. 5	@ WSH	2-5	L
Feb. 6	vs. FLA	4-2	W
Feb. 10	@ COL	3-4	OTL
Feb. 12	@ MIN	3-2	W
Feb. 13	@ CHI	4-5	SOL
Mar. 2	vs. FLA	4-2	W
Mar. 4	vs. NYI	6-3	W
Mar. 6	@ TB	2-6	L
Mar. 7	vs. CAR	0-4	L
Mar. 9	vs. NSH	1-2	L
Mar. 11	@ CBJ	1-2	L
Mar. 12	vs. NYR	2-5	L
Mar. 14	vs. PHX	2-3	SOL
Mar. 16	vs. BUF	4-3	W
Mar. 18	vs. OTT	6-3	W
Mar. 20	vs. PHI	5-2	W
Mar. 21	@ PHI	3-1	W
Mar. 23	vs. BOS	0-4	L
Mar. 25	vs. TOR	1-2	OTL
Mar. 27	@ CAR	4-0	W
Mar. 29	vs. CAR	1-4	L
Mar. 30	@ TOR	3-2	W
Apr. 1	@ WSH	1-2	L
Apr. 3	@ PIT	3-4	OTL
Apr. 6	vs. NJ	0-3	L
Apr. 9	@ WSH	2-5	L
Apr. 10	vs. PIT	1-0	W

### FINAL INDIVIDUAL STATISTICS

Player	GP	ATOI	G	A	PTS	+/-	PIM	PP	SH	GW	
Nik Antropov	76	18:13	24	43	67	13	44	8	0	4	
Maxim Afinogenov	82	17:23	24	37	61	-17	46	6	0	3	
Rich Peverley	82	18:39	22	33	55	-14	36	7	2	7	
Tobias Enstrom	82	22:16	6	44	50	-5	30	2	0	0	
Pavel Kubina	76	22:37	6	32	38	0	66	2	0	1	
Bryan Little	79	15:45	13	21	34	-6	20	3	0	1	
Colby Armstrong	79	14:47	15	14	29	6	61	0	1	1	
Evander Kane*	66	13:59	14	12	26	2	62	0	1	3	
Vyacheslav Kozlov	55	15:15	8	18	26	-15	33	3	0	1	
Todd White	65	15:14	7	19	26	-11	24	2	0	3	
Ron Hainsey	80	22:08	5	21	26	-6	39	0	0	0	
Zach Bogosian	81	21:24	10	13	23	-18	61	3	1	0	
Jim Slater	61	12:12	11	7	18	1	60	1	0	2	
Niclas Bergfors*	27	16:29	8	9	17	-3	0	1	0	2	
	NJ	54	14:52	13	14	27	-7	10	8	0	4
TOTAL	81	15:25	21	23	44	-10	10	9	0	6	
Marty Reasoner	80	12:30	4	13	17	-3	24	0	0	0	
Chris Thorburn	76	9:58	4	9	13	6	89	0	3	0	
Clarke MacArthur	21	15:36	3	6	9	-2	2	1	1	0	
	BUF	60	14:22	13	13	26	-14	47	3	0	3
TOTAL	81	14:41	16	19	35	-16	49	4	1	3	
Johnny Oduya	27	21:22	1	8	9	6	12	0	0	0	
	NJ	40	21:11	2	2	4	2	18	0	0	0
TOTAL	67	21:15	3	10	13	8	30	0	0	0	
Eric Boulton	62	6:50	2	6	8	-1	113	1	0	0	
Evgeny Artyukhin	17	8:38	5	2	7	-4	31	0	0	0	
	ANA	37	9:04	4	5	9	0	41	0	0	0
TOTAL	54	8:56	9	7	16	-4	72	0	0	0	
Christoph Schubert	47	15:46	2	5	7	-6	69	0	0	0	
Mark Popovic	37	14:47	2	2	4	0	10	0	0	0	
Tim Stapleton	6	11:52	2	0	2	1	2	1	0	0	
Boris Valabik	23	13:13	0	2	2	2	36	0	0	0	
Arturs Kulda*	4	11:59	0	2	2	2	2	0	0	0	
Chris Chelios	7	11:10	0	0	0	-2	0	0	0	0	

Goaltender	GPI	MINS	AVG	W	L	T	EN	SO	SV%
Johan Hedberg	42	2632	2.62	21	16	6	4	3	.915
Ondrej Pavelec	40	2317	3.29	14	18	7	4	2	.906
<b>TOTALS</b>	<b>82</b>	<b>4949</b>	<b>2.93</b>	<b>35</b>	<b>34</b>	<b>13</b>	<b>8</b>	<b>5</b>	<b>.911</b>

#### TRADED / WAIVED PLAYERS

Player	GP	G	A	PTS	+/-	PIM	PP	SH	GW
Ilya Kovalchuk	49	31	27	58	+1	45	10	0	3
Anssi Salmela	29	1	4	5	+4	22	0	0	0

\*Indicates rookie status

**SINGLE-SEASON TEAM RECORDS**


---

Most wins:	43, 2006-07
Most points:	97, 2006-07
Most home wins:	24, 2005-06
Most road wins:	20, 2006-07
Largest point improvement:	21, 1999-2000 to 2000-01
Most losses:	57, 1999-2000
Most home losses:	26, 1999-2000
Most road losses:	31, 1999-2000
Most ties:	12, 2000-01
Most overtime losses:	7, (two times, 2006-07 and 2008-09)
Most shootout losses:	6, 2009-10
Most goals:	281, 2005-06
Fewest goals:	170, 1999-2000
Fewest goals allowed:	243, 2003-04
Most goals allowed:	313, 1999-2000
Most shutouts:	5, (two times, 2005-06 and 2009-10)
Most shutouts by opponents:	12, 1999-2000
Fewest shutouts by opponents:	2, 2006-07
Most power play goals:	100, 2005-06
Most power play opportunities:	527, 2005-06
Fewest power play opportunities:	306, 2001-02
Most power play goals allowed:	102, 2005-06
Fewest power play goals allowed:	57, 2009-10
Most power play opportunities, opponents:	492, 2005-06
Fewest power play opportunities, opponents:	320 (57 GA), 2009-10
Most shorthanded goals:	13, 2005-06
Most shorthanded goals allowed:	13, 1999-2000
Fewest shorthanded goals allowed:	4, 2009-10
Most total player points:	745, 2005-06
Most total player assists:	469, 2005-06
Most shots:	2,522, 2005-06
Most shots allowed:	2,911, 2001-02
Fewest shots allowed:	2,411, 2003-04
Most total penalties:	575, 2005-06
Most minor penalties:	480, 2000-01
Most major penalties:	74, 2000-01
Most total penalty minutes:	1,505, 2003-04

# THRASHERS TEAM HISTORY

## SINGLE-GAME TEAM RECORDS

### SINGLE-GAME TEAM RECORDS

Quickest back-to-back goals:	:07; Hainsey and Thorburn at 7:20 and 7:27, 12/2/08 at MTL (3rd per.)
Quickest back-to-back goals, first period:	:16; Donovan and Stefan at 8:52 and 9:08, 3/10/01 at BOS
Quickest back-to-back goals, second period:	:26; Ferraro and Emerson at 17:29 and 17:55, 1/6/00 vs. WSH
Quickest back-to-back goals, third period:	:07; Hainsey and Thorburn at 7:20 and 7:27, 12/2/08 at MTL
Quickest three goals:	:59; Hainsey (two) and Thorburn at 6:28, 7:20 and 7:27, 12/2/08 at MTL (3rd per.)
Quickest four goals:	4:54; Holik, Kozlov, Hossa and Petrovicky at 3:07, 6:05, 6:48 and 8:01, 12/13/05 vs. DET (2nd per.)
Quickest goal to start game:	:08; Petrovicky, 12/20/03 at PIT
Quickest goal to start game, home:	:17; Odgers, 11/17/00 vs. PHI
Quickest goal to start game, road:	:08; Petrovicky, 12/20/03 at PIT
Quickest two goals to start game:	2:50; Artyukhin and Slater, 3/18/10 vs. OTT
Quickest three goals to start game:	5:35; Hnidy, Kovalchuk and Sim, 1/26/07 vs. NYI
Quickest four goals to start game:	9:50; Kovalchuk, Stefan, Bondra and Havelid, 10/27/05 at PIT
Quickest goal to start second period, home:	:07; Piros, 4/6/03 vs. TB
Quickest goal to start second period, road:	:18; Kozlov, 3/31/03 at NYR
Quickest goal to start third period, home:	:26; Bogosian, 1/29/09 vs. NYI
Quickest goal to start third period, road:	:15; Rheaume, 1/19/02 at FLA
Quickest goal in overtime:	:22; Ferraro, 12/8/00 vs. FLA
Quickest goal to start game, opponent:	:15; 11/10/06 vs. NYR (Nylander)
Quickest goal to start game, home, opponent:	:15; 11/10/06 vs. NYR (Nylander)
Quickest goal to start, game, road, opponent:	:41; 1/16/00 at NYR (Hlavac)
Quickest goal into overtime, opponent:	:06; 12/15/06 vs. WSH (Ovechkin)
Quickest two goals to start game, opponent:	1:38; 1/5/01 vs. PHI (Fedotenko and Williams)
Quickest three goals to start game, opponent:	2:19; 1/5/01 vs. PHI (Fedotenko, Williams and Primeau)
Quickest goal to begin second period, home, opponent:	:27; (2x), last – 11/17/02 vs. ANA (Kjelleberg)
Quickest goal to begin second period, road, opponent:	:19; 10/11/08 at FLA (Weiss)
Quickest goal to begin third period, home, opponent:	:10; 4/6/10 vs. NJ (Zajac)
Quickest goal to begin third period, road, opponent:	:07; 1/30/10 at NSH (Arnott)
Quickest back-to-back goals, opponent:	:06; 11/10/01 at WSH (Halpern and Simon)
Latest goal in a period:	19:59; (3x), last – White, 3/10/09 at COL (2nd per.)
Latest goal in regulation game:	19:59; Kozlov, 3/2/03 at ANA (3rd per.)
Latest goal in overtime:	4:55; Savard, 12/15/05 at NJ
Most goals, one period:	5; (4x), last – 11/27/09 at CAR (3rd per.)
Most goals, first period:	5; (2x), last – 11/12/05 at CAR
Most goals, second period:	4; (8x), last – 11/13/10 vs. LA
Most goals, third period:	5 (2x); last – 11/27/09 at CAR
Most goals, one period, Thrashers and opponent:	7; (2x), last – 1/21/03 vs. STL (1st per.)

### SINGLE-GAME TEAM RECORDS

Most goals, first period, Thrashers and opponent:	7; (2x), last – 1/21/03 vs. STL
Most goals, second period, Thrashers and opponent:	6; (7x), last – 12/6/02 at WSH
Most goals, third period, Thrashers and opponent:	6; (3x), last – 1/10/09 at FLA
Most goals, game, Thrashers and opponent:	14; 1/19/06 at LA
Most goals:	9; 11/12/05 at CAR
Most goals, home:	8; (2x), last – 10/8/05 vs. WSH
Most goals, road:	9; 11/12/05 at CAR
Most goals, one period, opponent:	6; 3/21/00 at OTT (1st per. – Rhodes)
Most goals, first period, opponent:	6; 3/21/00 at OTT (Rhodes)
Most goals, second period, opponent:	5; (4x), last – 11/1/08 at NJ (Hedberg)
Most goals, third period, opponent:	5; (3x), last – 1/10/09 at FLA (Lehtonen/Hedberg)
Most goals, opponent:	10; 1/18/08 at BUF (Lehtonen/Hedberg)
Most goals, home, opponent:	9; (2x), last – 10/14/05 vs. TOR (Garnett)
Most goals, road game, opponent:	10; 1/18/08 at BUF (Lehtonen/Hedberg)
Largest margin of defeat:	9; 3/10/00 vs. NJ (9-0)
Largest margin of defeat, home:	9; 3/10/00 vs. NJ (9-0)
Largest margin of defeat, road:	9; 1/18/08 at BUF (10-1)
Largest margin of victory:	9; 11/12/05 at CAR (9-0)
Largest margin of victory, home:	7 (2x), last - 11/13/09 vs. LA (7-0)
Largest margin of victory, road:	9; 11/12/05 at CAR (9-0)
Most consecutive goals:	9; 11/12/05 at CAR (9-0)
Most power play goals:	5; 10/23/06 at FLA
Most power play goals, home:	4; (3x), last – 11/6/06 vs. BOS
Most power play goals, road:	5; 10/23/06 at FLA
Most power play goals, one period:	3; (2x), last – 12/13/05 vs. DET (2nd per.)
Most power play goals, first period:	3; 10/27/05 at PIT
Most power play goals, second period:	3; (2x), last – 10/23/06 at FLA
Most power play goals, third period:	2; (12x), last – 12/5/06 at TOR
Most power play chances:	15; (2x), last – 10/8/05 vs. WSH
Most power play chances, home:	15; (2x), last – 10/8/05 vs. WSH
Most power play chances, road:	13; (2x), last – 11/22/05 at MTL
Most power play chances without goal:	13; 11/22/05 at MTL
Most power play goals, opponent:	7; 10/14/05 vs. TOR
Most power play goals, one period, opponent:	5; 10/14/05 vs. TOR (3rd per.)
Most power play goals, first period, opponent:	3; 2/21/04 at PHI
Most power play goals, second period, opponent:	3; 3/10/01 at BOS
Most power play goals, third period, opponent:	5; 10/14/05 vs. TOR
Most power play chances, opponent:	16; 10/14/05 vs. TOR
Most power play chances, home, opponent:	16; 10/14/05 vs. TOR

# THRASHERS TEAM HISTORY

## SINGLE-GAME TEAM RECORDS

### SINGLE-GAME TEAM RECORDS

---

Most goals, first period, Thrashers and opponent:	7; (2x), last – 1/21/03 vs. STL
Most goals, second period, Thrashers and opponent:	6; (7x), last – 12/6/02 at WSH
Most goals, third period, Thrashers and opponent:	6; (3x), last – 1/10/09 at FLA
Most goals, game, Thrashers and opponent:	14; 1/19/06 at LA
Most goals:	9; 11/12/05 at CAR
Most goals, home:	8; (2x), last – 10/8/05 vs. WSH
Most goals, road:	9; 11/12/05 at CAR
Most goals, one period, opponent:	6; 3/21/00 at OTT (1st per. – Rhodes)
Most goals, first period, opponent:	6; 3/21/00 at OTT (Rhodes)
Most goals, second period, opponent:	5; (4x), last – 11/1/08 at NJ (Hedberg)
Most goals, third period, opponent:	5; (3x), last – 1/10/09 at FLA (Lehtonen/Hedberg)
Most goals, opponent:	10; 1/18/08 at BUF (Lehtonen/Hedberg)
Most goals, home, opponent:	9; (2x), last – 10/14/05 vs. TOR (Garnett)
Most goals, road game, opponent:	10; 1/18/08 at BUF (Lehtonen/Hedberg)
Largest margin of defeat:	9; 3/10/00 vs. NJ (9-0)
Largest margin of defeat, home:	9; 3/10/00 vs. NJ (9-0)
Largest margin of defeat, road:	9; 1/18/08 at BUF (10-1)
Largest margin of victory:	9; 11/12/05 at CAR (9-0)
Largest margin of victory, home:	7 (2x), last - 11/13/09 vs. LA (7-0)
Largest margin of victory, road:	9; 11/12/05 at CAR (9-0)
Most consecutive goals:	9; 11/12/05 at CAR (9-0)
Most power play goals:	5; 10/23/06 at FLA
Most power play goals, home:	4; (3x), last – 11/6/06 vs. BOS
Most power play goals, road:	5; 10/23/06 at FLA
Most power play goals, one period:	3; (2x), last – 12/13/05 vs. DET (2nd per.)
Most power play goals, first period:	3; 10/27/05 at PIT
Most power play goals, second period:	3; (2x), last – 10/23/06 at FLA
Most power play goals, third period:	2; (12x), last – 12/5/06 at TOR
Most power play chances:	15; (2x), last – 10/8/05 vs. WSH
Most power play chances, home:	15; (2x), last – 10/8/05 vs. WSH
Most power play chances, road:	13; (2x), last – 11/22/05 at MTL
Most power play chances without goal:	13; 11/22/05 at MTL
Most power play goals, opponent:	7; 10/14/05 vs. TOR
Most power play goals, one period, opponent:	5; 10/14/05 vs. TOR (3rd per.)
Most power play goals, first period, opponent:	3; 2/21/04 at PHI
Most power play goals, second period, opponent:	3; 3/10/01 at BOS
Most power play goals, third period, opponent:	5; 10/14/05 vs. TOR
Most power play chances, opponent:	16; 10/14/05 vs. TOR
Most power play chances, home, opponent:	16; 10/14/05 vs. TOR



**SINGLE-GAME TEAM RECORDS**

Most power play chances, road, opponent:	12; 10/15/00 at TB
Most shorthanded goals:	2; (4x), last – 2/24/09 vs. COL
Most shorthanded goals, one period:	2; 11/21/03 at FLA (2nd per.)
Most shorthanded goals, first period:	1; (13x), last – 2/24/09 vs. COL
Most shorthanded goals, second period:	2; 11/21/03 at FLA
Most shorthanded goals, third period:	1; (25x), last – 2/5/10 at WSH
Most consecutive games with a shorthanded goal:	3; 2/29/04 – 3/5/04
Most shorthanded situations:	12; (2x), last– 10/29/02 vs. LA
Most shorthanded situations, home:	12; 10/29/02 vs. LA
Most shorthanded situations, road:	12; 10/15/00 at TB
Most points, one period:	15; 11/27/10 at CAR
Most points, first period:	13; (2x), last – 11/12/05 at CAR
Most points, second period:	12; (2x), last – 2/15/09 at ANA
Most points, third period:	15; 11/27/10 at CAR
Most points, one period, Thrashers and opponent:	20; 3/21/00 at OTT (1st per.)
Most points, first period, Thrashers and opponent:	20; 3/21/00 at OTT
Most points, second period, Thrashers and opponent:	17; (2x), last – 10/21/00 at OTT
Most points, third period, Thrashers and opponent:	16; (3x), last – 1/10/09 at FLA
Most assists, one period:	10; 11/27/10 at CAR
Most assists, first period:	9; 11/12/05 at CAR
Most assists, second period:	8; (2x), last – 2/15/09 at ANA
Most assists, third period:	10; 11/27/10 at CAR
Most assists, one period, Thrashers and opponent:	13; 3/21/00 at OTT (1st per.)
Most assists, first period, Thrashers and opponent:	13; 3/21/00 at OTT
Most assists, second period, Thrashers and opponent:	11; (3x), last – 12/15/00 vs. STL
Most assists, third period, Thrashers and opponent:	10; (5x), last – 11/27/10 at CAR
Most shots, period:	24; 12/16/03 vs. WSH (2nd per.)
Most shots, first period:	21; 11/6/06 vs. BOS
Most shots, second period:	24; 12/16/03 vs. WSH
Most shots, third period:	20; (2x), last - 11/8/09 vs. STL
Most shots, overtime:	10; 3/3/01 vs. FLA
Most shots, period, opponent:	25; 10/31/09 at OTT (3rd per.)
Most shots, first period, opponent:	24; 12/19/09 at NJ
Most shots, second period, opponent:	21; (4x), last – 10/16/08 vs. NJ
Most shots, third period, opponent:	25; 10/31/09 at OTT
Most shots, overtime, opponent:	10; 3/5/04 vs. CAR
Most shots:	50; 12/21/09 vs. MTL
Most shots, home:	50; 12/21/09 vs. MTL
Most shots, road:	45; 3/20/04 at WSH

### RALLIES AND STREAKS

---

<b>Largest rally to earn a win:</b>	4 goals, 1/4/00 vs. NJ (6-5 OT)
<b>Largest rally to earn a tie:</b>	4 goals, 10/21/00 at OTT
<b>Largest rally in shootout loss:</b>	3 goals, 12/11/05 vs. CHI
<b>Largest lead in loss:</b>	4 goals, 10/27/05 at PIT (Held 4-0 lead in 1st in 7-5 loss)
<b>Largest lead in tie:</b>	3 goals (4x), last – 3/12/02 vs. TB (4-4)
<b>Longest winning streak, overall:</b>	6 games, 3/6/09 to 3/16/09
<b>Longest home winning streak:</b>	7 games, 3/2/07 to 3/16/07
<b>Longest road winning streak:</b>	4 games (3x), last – 2/3/09 to 2/16/09 (4-0-0)
<b>Longest unbeaten streak, overall:</b>	6 games, 3/6/09 to 3/16/09 (6-0-0)
<b>Longest unbeaten home streak:</b>	7 games, 3/2/07 to 3/16/07 (7-0-0)
<b>Longest unbeaten road streak:</b>	7 games, 10/21/00 to 11/13/00 (3-0-4)
<b>Longest shutout streak, overall:</b>	151:55 over 4-game span from 12/22/05 to 12/28/05
<b>Longest shutout streak, home:</b>	139:56 over 4-game span from 11/17/06 to 12/9/06
<b>Longest shutout streak, road:</b>	91:30 over 3-game span from 12/15/05 to 12/30/05
<b>Longest losing streak:</b>	12 games, 1/24/00 to 2/20/00 (0-11-0-1)
<b>Longest losing streak, home:</b>	11 games, 1/24/00 to 3/16/00 (0-10-0-1)
<b>Longest losing streak, road:</b>	10 games, 10/6/01 to 11/18/01 (0-8-0-2)
<b>Longest winless streak:</b>	16 games, 1/16/00 to 2/20/00 (0-13-2-1)
<b>Longest winless streak, home:</b>	17 games, 1/19/00 to 3/29/00 (0-14-2-1)
<b>Longest winless streak, road:</b>	10 games, 10/6/01 to 11/18/01 (0-8-0-2)
<b>Most consecutive games without being shutout:</b>	69 games, 2/3/09 to 12/28/09
<b>Most consecutive games without being shutout, home:</b>	126 games, 11/25/08 to 3/6/10
<b>Most consecutive games without being shutout, road:</b>	69 games, 2/3/09 to 12/28/09
<b>Most consecutive goals, overall:</b>	14, over 2 games, 11/11/05 to 11/12/05

**RALLIES AND STREAKS**


---

Longest stretch without a goal:	205:55, 11/7/01 to 11/13/01 (4 games)
Longest stretch without a goal at home:	199:00, 3/2/00 to 3/16/00 (4 games)
Longest stretch without a goal on the road:	205:55, 11/7/01 to 11/13/01 (4 games)
Most power play goals over two games:	7, 11/11/05 to 11/12/05
Most power play goals over three games:	8, 11/9/05 to 11/12/05
Most consecutive games with a power play goal (overall):	8 games, 1/1/06 to 1/18/06 (14 goals)
Most consecutive games with a power play goal (home):	9 games, 1/7/03 to 2/12/03 (13 goals)
Most consecutive games with a power play goal (road):	12 games, 2/13/04 to 3/29/04 (18 goals)
Longest stretch without a power play goal, games (overall):	9 games, 2/25/00 to 3/13/00 (0-for-26)
Longest stretch without a power play goal, games (home):	8 games, 1/28/02 to 3/14/02 (0-for-27)
Longest stretch without a power play goal, games (road):	9 games, 10/4/01 to 11/10/01
Most consecutive opportunities without power play goal (overall):	0-for-38 over 12-games, 2/8/02 to 3/14/02
Most consecutive opportunities without a power play goal (home):	0-for-34 over 10-games, 1/24/02 to 3/14/02
Most consecutive opportunities without a power play goal (road):	0-for-42 over 10-games, 10/4/01 to 11/13/01
Longest stretch without allowing a power play goal, games (overall):	9 games, 3/18/09 to 4/1/09 (25-for-25)
Longest stretch without allowing a power play goal, games (home):	11 games, 3/26/03 to 11/16/03 (36-for-36)
Longest stretch without allowing a power play goal, games (road):	6 games, 1/21/09 to 2/15/09
Largest number of consecutive opportunities without allowing a power play goal, games (overall):	22-for-22 over 4 games (2x), last -- 12/22/05 to 12/28/05
Largest number of consecutive opportunities without allowing a power play goal, games (home):	36-for-36 over 11 games, 3/26/03 to 11/16/03
Largest number of consecutive opportunities without allowing a power play goal, games (road):	21-for-21 over 6 games, 1/21/09 to 2/15/09

### SINGLE-GAME SKATER RECORDS

Most points in one game:	5; (7x), last – Kovalchuk (2g, 3a), 2/28/09 vs. CAR
Most points, one period:	4; (2x), last – Kovalchuk (1g, 3a), 2/28/09 vs. CAR
Most points, two straight games:	8; Savard (2g,6a), 10/7/05 to 10/8/05
Most points, three straight games:	10; Savard (1g, 9a), 11/9/05 to 11/12/05
Most points, four straight games:	12; Savard (1g, 11a), 11/9/05 to 11/16/05
Most points, five straight games:	14; Savard (1g, 13a), 11/9/05 to 11/18/05
Most goals in one game:	4; (2x), last – Kovalchuk, 11/11/05 vs. TB
Most goals in one period:	3; (4x), last -- Kovalchuk, 2/15/09 at ANA (2nd per.)
Quickest back-to-back goals, one player:	:22; Sim, 10/13/06 vs. CAR
Quickest back-to-back goals, one player at home:	:22; Sim, 10/13/06 vs. CAR
Quickest back-to-back goals, one player on the road:	:37; Kovalchuk, 2/15/09 at ANA
Quickest back-to-back goals by one player, first period:	4:46; Kallio, 11/7/01 at NJ
Quickest back-to-back goals by one player, second per.:	:22; Sim, 10/13/06 vs. CAR
Quickest back-to-back goals by one player, third period:	1:30; Kovalchuk, 11/1/07 at OTT
Most power play goals, one game:	3; (3x), last -- Kovalchuk, 11/6/06 vs. BOS
Most power play goals, one period:	2; (12x), last – Little, 12/26/08 vs. CAR (2nd per.)
Most power play points, one game:	4; (2x), last -- Kovalchuk (3g, 1a), 11/6/06 vs. BOS
Most power play points, one period:	3; Kovalchuk (1g, 2a), 10/27/05 at PIT (2nd per.)
Most even-strength goals, one game:	3; (4x), last – Kozlov , 1/2/06 vs. OTT
Most even-strength goals, one period:	2; (15x), last – Armstrong, 3/18/09 vs. OTT (3rd per.)
Most even-strength points, one period:	3; (2x), last – Kovalchuk (1g, 2a), 2/28/09 vs. CAR (3rd per.)
Most even-strength points, one game:	4; (3x), last -- Kovalchuk (2g, 2a), 2/28/09 vs. CAR
Most shorthanded goals, one game:	2; Hossa, 12/19/06 at NJ
Most shorthanded points, one game:	2; (4x), last -- Enstrom (1g, 1a), 2/24/09 vs. COL
Most assists in one game:	4; (7x), last – Kozlov, 12/26/08 vs. CAR
Most assists, one period:	3; (3x), last -- Kozlov, 11/6/06 vs. BOS (3rd per.)

**SINGLE-GAME SKATER RECORDS**


---

Most power play assists, game:	3; (5x), last – Kozlov, 12/26/08 vs. CAR
Most power play assists, one period:	2; (24x), last– Recchi, 3/8/08 at FLA (1st per.)
Most even-strength assists, game:	4; Brunette, 12/19/00 at LA
Most even-strength assists, one period:	2; (38x), last – Kovalchuk, 2/28/09 vs. CAR (3rd per.)
Highest plus-minus rating in one game:	+6; Smechlik, 11/9/02 at BUF
Most penalty minutes in one game:	32; Lessard, 3/17/04 vs. BUF
Most penalty minutes in one period:	29; Boulton, 1/18/08 at BUF (3rd per.)
Most penalties in one game:	6; Odgers, 2/12/02 at STL
Most penalties in one period:	5; (2x), last – Boulton, 1/8/09 at NJ (3rd per.)
Most shots, one game:	16; Hossa, 11/1/06 vs. CAR
Most shots, one period:	7; Kovalchuk, 12/6/02 at WSH (2nd per.)
Most shifts, one game (defenseman):	44; Kaberle, 1/28/04 vs. STL
Most shifts, one game (forward):	39; (2x), last – Kozlov, 3/31/03 at NYR
Most time on ice, one game (forward):	34:21; Garpenlov, 1/29/00 at TB
Most time on ice, one game (defenseman):	34:06; Tjarnqvist, 10/31/02 at TOR

**SINGLE-GAME GOALTENDER RECORDS**


---

Most saves, game:	53; Hnilicka, 12/18/01 at BOS
Most saves, period:	24; Pavelec, 10/31/09 at OTT (3rd per.)
Most shots faced, game:	55; Hnilicka, 12/18/01 at BOS
Most shots faced, period:	25; Pavelec, 10/31/09 at OTT (3rd per.)

**GOALTENDER STREAKS**


---

Most consecutive wins:	5; (5x), last – Lehtonen, 2/26/07 to 3/8/07, 5-0-0
Longest unbeaten streak	5; (5x), last – Lehtonen, 2/26/07 to 3/8/07, 5-0-0
Most consecutive starts:	28 games; Lehtonen, 1/21/06 to 4/6/06
Most consecutive games:	28 games; Lehtonen, 1/21/06 to 4/6/06
Longest time without allowing a goal:	167:56; Lehtonen, 10/5/06 to 10/11/06

# THRASHERS TEAM HISTORY

## SINGLE-SEASON PLAYER RECORDS

### SINGLE-SEASON SKATER RECORDS

---

Points:	100; Hossa in 2006-07 (43g, 57a)
Goals:	52; (2x), last – Kovalchuk in 2007-08
Power play goals:	27; Kovalchuk in 2005-06
Power play points:	56; Kovalchuk in 2005-06 (27g, 29a)
Shorthanded goals:	7; Hossa in 2005-06
Shorthanded points:	10; Perrin in 2007-08 (2g, 8a)
Even-strength goals:	34; Kovalchuk in 2007-08
Even-strength points:	55; Kovalchuk in 2007-08 (34g, 21a)
Game-winning goals:	8; Kozlov in 2006-07
Game-tying goals:	2; Staios in 2000-01
Assists:	69; Savard in 2005-06
Power play assists:	36; Savard in 2005-06
Even-strength assists:	31; Hossa in 2006-07
Shorthanded assists:	8; Perrin in 2007-08
Plus-minus rating:	+18; Hossa in 2006-07
Games:	82; (21x)
Penalty minutes:	226; Odgers in 2000-01
Shots:	341; Hossa in 2005-06, and Kovalchuk in 2003-04
Average ice time, forwards:	23:41; Kovalchuk in 2003-04
Average shifts, forwards:	27.2; McEachern and Savard in 2003-04
Actual shifts, forwards:	2,229; McEachern in 2003-04
Average ice time, defenseman:	25:16; Havelid in 2006-07
Average shifts, defensemen:	31.2; Sutton in 2003-04
Actual shifts, defensemen:	2,510; Havelid in 2005-06

### SINGLE-SEASON GOALTENDER RECORDS

---

Games:	68; Lehtonen in 2006-07
Games started:	66; Lehtonen in 2006-07
Wins:	34; Lehtonen in 2006-07
Losses:	33; Hnilicka in 2001-02
Ties:	10; Hnilicka in 2001-02
Minutes:	3,934; Lehtonen in 2006-07
Goals-against average: (at least 20 games)	2.62; Hedberg in 2009-10
Saves:	1,892; Lehtonen in 2006-07
Shots:	2,075; Lehtonen in 2006-07
Shutouts:	4; (2x), last – Lehtonen in 2007-08
Save percentage: (at least 20 games)	.916; Lehtonen in 2007-08
Most goals allowed:	183; Lehtonen in 2006-07
Fewest goals allowed: (at least 20 games)	73; Garnett in 2005-06
Most goalies used:	5; (3x), last – Berkhoel, Dunham, Garnett, Lehtonen and Shields in 2005-06

**SINGLE-SEASON DEFENSEMEN RECORDS**

---

Points:	50; Enstrom in 2009-10
Goals:	10 (2x), last – Bogosian 2009-10
Power play goals:	7; Sutton in 2003-04
Shorthanded goals:	2; Tjarnqvist in 2003-04
Game-winning goals:	3; Sutton in 2005-06
Assists:	44; Enstrom in 2009-10
Plus-minus rating:	+15; Hnidy in 2006-07
Games:	82; (6x), last – Enstrom in 2009-10
Penalty minutes:	144; Sutton in 2005-06
Shots:	159; Kubina in 2009-10
Average shifts:	31.2; Sutton in 2003-04
Actual shifts:	2,510; Havelid in 2005-06
Average ice time:	25:16; Havelid in 2006-07

**SINGLE-SEASON ROOKIE RECORDS**

---

Points:	67; Heatley in 2001-02
Goals:	29; Kovalchuk in 2001-02
Power play goals:	7; Heatley and Kovalchuk in 2001-02
Shorthanded goals:	1; (4x), last – Kane in 2009-10
Game-winning goals:	4; Heatley and Kovalchuk in 2001-02
Assists:	41; Heatley in 2001-02
Plus-minus rating:	+11; Bogosian in 2008-09
Games:	82; (2x), last – Enstrom in 2007-08
Penalty minutes:	181; Lessard in 2003-04
Shots:	202; Heatley in 2001-02
Average shifts, defensemen:	28.4; Exelby in 2003-04
Actual shifts, defensemen:	2,089; Enstrom in 2007-08
Average ice time, defensemen:	24:48; Enstrom in 2007-08
Average shifts, forwards:	21.2; Heatley in 2001-02
Actual shifts, forwards:	1,744; Heatley in 2001-02
Average ice time, forwards:	19:53; Heatley in 2001-02
Most rookies used in one season:	17 in 2001-02: Hordichuk, Hartigan, Heatley, Kovalchuk, Lessard, MacKenzie, Nurminen, Piros, Pothier, Safronov, Sellars, Simon, Snyder, Tapper, Tjarnqvist, Vigier and Weaver.
Record for players making NHL debuts in one season:	12 in 2001-02: Cassivi, Hartigan, Heatley, Kovalchuk, Lessard, MacKenzie, Nurminen, Piros, Sellars, Simon, Tjarnqvist and Weaver.
Most rookies used in single game:	7; (4x), last – 4/2/03 at Buffalo (DiPenta, Exelby, Foster, Lessard, Piros, Safronov and Simon)

### REGULAR-SEASON FIRSTS

First Regular-Season Game:	10/2/99 vs. NJ (L 1-4)
First Regular-Season Home Game:	10/2/99 vs. NJ (L 1-4)
First Regular-Season Road Game:	10/14/99 at NYI (W 2-0)
First Win:	10/14/99 at NYI (W 2-0)
First Home Win:	10/26/99 vs. CGY (W 2-1)
First Road Win:	10/14/99 at NYI (W 2-0)
First Overtime Game:	10/9/99 vs. BUF (T 5-5)
First Overtime Win:	12/8/00 vs. FLA (W 4-3), Ferraro
First Overtime Home Win:	12/8/00 vs. FLA (W 4-3), Ferraro
First Overtime Road Win:	12/19/00 at LA (W 7-6), Kaberle
First Loss:	10/2/99 vs. NJ (L 1-4)
First Home Loss:	10/2/99 vs. NJ (L 1-4)
First Road Loss:	10/17/99 at NYR (L 1-4)
First Tie:	10/9/99 vs. BUF (T 5-5)
First Home Tie:	10/9/99 vs. BUF (T 5-5)
First Road Tie:	10/16/99 at TB (T 4-4)
First Shootout:	11/4/05 at WSH (L 2-3)
First Shootout Win:	1/11/06 vs. NSH (W 4-3)
First Shootout Loss:	11/4/05 at WSH (L 2-3)
First Shutout:	10/14/99 at NYI (W 2-0), Rhodes
First Shutout Against:	10/27/99 at TOR (L 0-4), Healy
First Scoreless Game:	10/16/03 at NYR (T 0-0)
First Shot:	10/2/99 vs. NJ (L 1-4), Staios (5:29 of 1st Per.)
First Goal:	10/2/99 vs. NJ (L 1-4), Buchberger (11:26 of 2nd Per.)
First Goal Against:	10/2/99 vs. NJ (L 1-4), Oliwa (8:18 of 2nd Per.)
First Assists:	10/2/99 vs. NJ (L 1-4), Stefan and Prochazka (11:26 of 2nd Per.)
First Power Play Goal:	10/9/99 vs. BUF (T 5-5), Brunette (5:48 of 2nd Per.)
First Shorthanded Goal:	11/3/99 vs. TB (W 4-1), Dean (19:17 of 2nd Per.)
First Game-Winning Goal:	10/14/99 at NYI (W 2-0), Brunette (12:21 of 3rd Per.)
First Empty-Net Goal:	12/26/99 vs. TB (W 6-3), Emerson (17:30 of 3rd Per.)
First Multiple-Point Game:	10/9/99 vs. BUF (T 5-5), Stefan (2 Goals, 1 Assist)
First Multiple-Assist Game:	10/9/99 vs. BUF (T 5-5), Buchberger and Tremblay (2 Assists)
First Multiple-Goal Game:	10/9/99 vs. BUF (T 5-5), Stefan (2 Goals)
First Hat Trick:	11/22/99 vs. VAN (W 6-3), Sylvester
First Hat Trick Against:	1/24/00 vs. NYR (L 3-6), Nedved
First Penalty Shot:	2/21/01 at CAR (L 3-6), Ferraro, Goal (Irbe)
First Penalty Shot Against:	10/9/99 vs. BUF (T 5-5), Satan, Goal (Rhodes)
First Minor Penalty:	10/2/99 vs. NJ (L 1-4), Dean, Hooking (4:37 of 2nd Per.)
First Major Penalty:	10/2/99 vs. NJ (L 1-4), Tamer, Fighting (2:03 of 3rd Per.)
First Goaltender Start:	10/2/99 vs. NJ (L 1-4), Rhodes
First Goaltender Win:	10/14/99 at NYI (W 2-0), Rhodes
First Goaltender Loss:	10/2/99 vs. NJ (L 1-4), Rhodes
First Goaltender Shutout:	10/14/99 at NYI (W 2-0), Rhodes



**THE LAST TIME THE THRASHERS...**

Appeared in shootout:	3/14/10 vs. PHX (L 2-3)
Appeared in shootout at home:	3/14/10 vs. PHX (L 2-3)
Appeared in shootout on road:	2/13/10 at CHI (L 4-5)
Won shootout:	1/7/10 vs. NYR (W 2-1)
Won shootout at home:	1/7/10 vs. NYR (W 2-1)
Won shootout on road:	12/14/09 at NYR (W 3-2)
Won overtime game at home:	12/17/09 vs. DAL (W 6-5)
Won overtime game on road:	3/12/09 at EDM (W 4-3)
Lost overtime game at home:	3/25/10 vs. TOR (L 1-2)
Lost overtime game on road:	4/3/10 at PIT (L 3-4)
Shutout an opponent in a home game:	4/10/10 vs. PIT (W 1-0)
Shutout an opponent in a road game:	3/27/10 at CAR (W 4-0)
Shutout by an opponent in a home game:	4/6/10 vs. NJ (L 0-3)
Shutout by an opponent in a road game:	1/18/10 at FLA (L 0-1)
Scored five-or-more goals in a home game:	3/20/10 vs. PHI (W 5-2)
Scored five-or-more goals in a road game:	1/16/10 at CAR (W 5-3)
Took 40-or-more shots in a home game:	3/14/10 vs. PHX (SOL 2-3), 41
Took 40-or-more shots in a road game:	3/27/10 at CAR (W 4-0), 43
Faced 40-or-more shots in a home game:	1/19/10 vs. TOR (W 4-3), 40
Faced 40-or-more shots in a road game:	4/9/10 at WSH (L 2-5), 47
Had a hat trick in a home game:	12/26/08 vs. CAR (L 4-5), Little
Had a hat trick in a road game:	2/15/09 at ANA (W 8-4), Kovalchuk
Allowed a hat trick in a home game:	1/21/10 vs. CAR (L 2-5), Staal
Allowed a hat trick in a road game:	12/10/09 at VAN (L 2-4), Sedin
Scored four power play goals in a home game:	11/6/06 vs. BOS (W 5-3), 4
Scored four power play goals in a road game:	10/23/06 at FLA (W 6-3), 5
Allowed four power play goals in a home game:	10/14/05 vs. TOR (L 1-9), 7
Allowed four power play goals in a road game:	2/16/09 at LA (W 7-6), 4
Faced a penalty shot in a home game:	11/21/09 vs. PIT (L 2-3), Talbot, No Goal (Hedberg)
Faced a penalty shot in a road game:	1/16/10 at CAR (W 5-3), Staal, No Goal (Pavelec)
Had a penalty shot in a home game:	3/23/10 vs. BOS (L 0-4), Armstrong, No Goal (Rask)
Had a penalty shot in a road game:	3/1/08 at BOS (L 2-3), Kovalchuk, Goal (Thomas)

# THRASHERS TEAM HISTORY

## DRAFT HISTORY

### NHL EXPANSION DRAFT HISTORY

#### 1999 EXPANSION DRAFT

Player	Position	Team
Jamie Pushor	Defense	Anaheim Ducks
Pete Ferraro	Right Wing	Boston Bruins
Darryl Shannon	Defense	Buffalo Sabres
Ed Ward	Right Wing	Calgary Flames
Trevor Kidd	Goaltender	Carolina Hurricanes
Sylvain Cloutier	Center	Chicago Blackhawks
Tomi Kallio	Left Wing	Colorado Avalanche
Petr Buzek	Defense	Dallas Stars
Norm Maracle	Goaltender	Detroit Red Wings
Kelly Buchberger	Right Wing	Edmonton Oilers
Johan Garpenlov	Left Wing	Florida Panthers
Matt Johnson	Left Wing	Los Angeles Kings
Brett Clark	Defense	Montreal Canadiens
Kevin Dean	Defense	New Jersey Devils
David Harlock	Defense	New York Islanders
Chris Tamer	Defense	New York Rangers
Phil Crowe	Right Wing	Ottawa Senators
Jody Hull	Left Wing	Philadelphia Flyers
Mike Stapleton	Center	Phoenix Coyotes
Maxim Galanov	Defense	Pittsburgh Penguins
Terry Yake	Center	St. Louis Blues
Alexei Yegorov	Right Wing	San Jose Sharks
Corey Schwab	Goaltender	Tampa Bay Lightning
Yannick Tremblay	Defense	Toronto Maple Leafs
Steve Staios	Right Wing	Vancouver Canucks
Mark Tinordi	Defense	Washington Capitals

### NHL ENTRY DRAFT HISTORY

#### 1999 ENTRY DRAFT

Rd/No	Player	Pos.	Team (League)
1/1	Patrik Stefan	C	Long Beach (IHL)
2/30	Luke Sellars	D	Ottawa (OHL)
3/68	Zdenek Blatny	LW	Seattle (WHL)
4/98	David Kaczowka	LW	Seattle (WHL)
4/99	Rob Zepp	G	Plymouth (OHL)
5/128	Derek MacKenzie	C	Sudbury (OHL)
6/159	Yuri Dobryshkin	RW	Kryla Sovetov (Russia)
7/188	Stephen Baby	RW	Green Bay (USHL)
8/217	Garnet Exelby	D	Saskatoon (WHL)
9/245	Tommi Santala	C	Jokerit-Helsinki (Finland)
9/246	Ray DiLauro	D	St. Lawrence (ECAC)

#### 2000 ENTRY DRAFT

Rd/No	Player	Pos.	Team (League)
1/2	Dany Heatley	RW	Wisconsin (WCHA)
2/31	Ilya Nikulin	D	Tver (Russia)
2/42	Libor Ustrnul	D	Plymouth (OHL)
4/107	Carl Mallette	C	Victoriaville (QMJHL)
4/108	Blake Robson	C	Portland (WHL)
5/147	Matt McRae	C	Cornell (ECAC)
6/168	Zdenek Smid	G	Karlovy Vary (Czech Rep.)
6/178	Jeff Dwyer	D	Choate (USHSE)
6/180	Darcy Hordichuk	LW	Saskatoon (WHL)
8/230	Samu Isosalo	LW	Lukko Rauma (Finland)
8/242	Evan Nielsen	D	Notre Dame (CCHA)
8/244	Eric Bowen	C	Portland (WHL)

#### 2001 ENTRY DRAFT

Rd/No	Player	Pos.	Team (League)
1/1	Ilya Kovalchuk	LW	Spartak (Russia)
3/80	Michael Garnett	G	Saskatoon (WHL)
4/100	Brian Sipotz	D	Miami University (CCHA)
4/112	Milan Gajic	C	Burnaby (BCHL)
5/135	Colin Stuart	C	Colorado Coll. (WCHA)
6/189	Pasi Nurminen	G	Jokerit (Finland)
7/199	Matt Suderman	D	Saskatoon (WHL)
7/201	Colin FitzRandolph	C	Phillips-Exeter (USHSE)
9/262	Mario Cartelli	D	Trinec (Czech Rep.)

#### 2002 ENTRY DRAFT

Rd/No	Player	Pos.	Team (League)
1/2	Kari Lehtonen	G	Jokerit (Finland)
1/30	Jimi Slater	C	Michigan State (CCHA)
4/116	Patrick Dwyer	RW	W. Michigan (CCHA)
4/124	Lane Manson	D	Moose Jaw (WHL)
5/144	Paul Flache	D	Brampton (OHL)
6/167	Brad Schell	C	Spokane (WHL)
7/198	Nathan Oystreck	D	South Surrey (BCHL)
8/230	Colton Fretter	RW	Chatham (WJBHL)
8/236	Tyler Boldt	D	Kamloops (WHL)
8/257	Pauli Levokari	D	HIFK-Helsinki (Finland)

### NHL ENTRY DRAFT HISTORY

#### 2003 ENTRY DRAFT

Rd/No	Player	Pos.	Team (League)
1/8	Braydon Coburn	D	Portland (WHL)
4/110	James Sharrow	D	Halifax (QMJHL)
4/116	Guillaume Desbiens	RW	Rouyn Noranda (QMJHL)
4/136	Michael Vannelli	D	Sioux Falls (USHL)
5/145	Brett Sterling	LW	Colorado Coll. (WCHA)
6/175	Mike Hamilton	LW	Merritt (BCHL)
7/203	Denis Loginov	C	Kazan (Russia-2)
8/239	Tobias Enstrom	D	Modo (Sweden)
9/269	Rylan Kaip	C	Notre Dame (SJHL)

#### 2004 ENTRY DRAFT

Rd/No	Player	Pos.	Team (League)
1/10	Boris Valabik	D	Kitchener (OHL)
2/40	Grant Lewis	D	Dartmouth (ECAC)
3/76	Scott Lehman	D	St. Michael's (OHL)
4/106	Chad Painchaud	LW	Mississauga (OHL)
5/142	Juraj Gracik	RW	Topolcany (Slovakia Jr.)
6/186	Dan Turple	G	Oshawa (OHL)
7/204	Mikka Tuomainen	LW	Tuto (Finland)
8/237	Mitch Carefoot	C	Cornell (ECAC)
9/270	Matthew Siddall	RW	Powell River (BCJHL)

#### 2005 ENTRY DRAFT

Rd/No	Player	Pos.	Team (League)
1/16	Alex Bourret	RW	Shawinigan (QMJHL)
2/41	Ondrej Pavelec	G	Kladno (Czech Rep. Jr.)
2/49	Chad Denny	D	Lewiston (QMJHL)
2/53	Andrew Kozek	RW	South Surrey (BCJHL)
4/116	Jordan LaVallee	LW	Quebec (QMJHL)
5/135	Tomas Pospisil	RW	Trinec (Czech Rep. Jr.)
6/187	Andrei Zubarev	D	Ufa (Russia)
7/207	Myles Stoesz	RW	Spokane (WHL)

#### 2006 ENTRY DRAFT

Rd/No	Player	Pos.	Team (League)
1/12	Bryan Little	C	Barrie (OHL)
2/43	Riley Holzapfel	C	Moose Jaw (WHL)
3/80	Michael Forney	LW	Thief River Falls (USHS)
5/135	Alex Kangas	G	Sioux Falls (USHL)
6/165	Jonas Enlund	C	IFK Jr. (Finland)
7/195	Jesse Martin	C	Spruce Grove (AJHL)
7/200	Arturs Kulda	D	CSKA 2 (Russia)
7/210	Will O'Neill	D	Tabor Academy (USHS)

#### 2007 ENTRY DRAFT

Rd/No	Player	Pos.	Team (League)
3/67	Spencer Machacek	RW	Vancouver (WHL)
4/115	Niklas Lucenius	C	Tappara (Finland Jr.)
6/175	John Albert	C	United States (USDP)
7/205	Paul Postma	D	Swift Current (WHL)

#### 2008 ENTRY DRAFT

Rd/No	Player	Pos.	Team (League)
1/3	Zach Bogosian	D	Peterborough (OHL)
1/29	Daultan Leveille	C	St. Catharine's (GHL)
3/64	Danick Paquette	RW	Lewiston (QMJHL)
4/94	Vinny Saponari	RW	United States (USDP)
5/124	Nicklas Lasu	LW	Frolunda (Sweden Jr.)
6/154	Chris Carozzi	G	Mississauga (OHL)
7/184	Zach Redmond	D	Ferris State (CCHA)



Forward Evander Kane was selected by the Thrashers in the first round, fourth overall, in the 2009 NHL Entry Draft.

#### 2009 ENTRY DRAFT

Rd/No	Player	Pos.	Team (League)
1/4	Evander Kane	LW	Vancouver (WHL)
2/34	Carl Klingberg	LW	Frolunda (Sweden Jr.)
2/45	Jeremy Morin	LW	United States (NTDP)
4/117	Edward Pasquale	G	Saginaw (OHL)
4/120	Ben Chiarot	D	Guelph (OHL)
5/125	Cody Sol	D	Saginaw (OHL)
6/155	Jimmy Bubnick	C	Kamloops (WHL)
7/185	Levko Koper	LW	Spokane (WHL)
7/203	J. Samuels-Thomas	LW	Waterloo (USHL)

#### 2010 ENTRY DRAFT

Rd/No	Player	Pos.	Team (League)
1/8	Alex Burmistrov	C	Barrie (OHL)
3/87	Julian Melchiori	D	Newmarket (CCHL)
4/101	Ivan Telegin	LW	Saginaw (OHL)
5/128	Fredrik Pettersson-Wentzel	G	Almtuna (Sweden-2)
5/150	Yasin Cisse	RW	Des Moines (USHL)
6/155	Kendall McFauld	D	Moose Jaw (WHL)
6/160	Tanner Lane	C	Detroit Lakes (High-MN)
6/169	Sebastian Owuya	D	Timra Jr. (Swe-Jr.)
7/199	Peter Stoykewych	D	Winnipeg South (MJHL)



The Thrashers selected center Alex Burmistrov in the first round, eighth overall, in the 2010 NHL Entry Draft.

### ALL-TIME PLAYER ACQUISITIONS

---

- June 18, 1999: Acquired G **Damian Rhodes** from Ottawa for future considerations
- June 21, 1999: Acquired LW **Andrew Brunette** from Nashville for a fifth-round selection (Matt Hendricks) in the 2000 NHL Entry Draft.
- June 25, 1999: Acquired C **Andreas Karlsson** from Calgary for future considerations; Acquired G **Scott Langkow** from Phoenix for future considerations; Acquired D **Gord Murphy**, C **Herbert Vasiljev**, D **Daniel Tjarnqvist** and a sixth-round selection, later traded to Dallas, Dallas selected Justin Cox) in the 2000 NHL Entry Draft for G **Trevor Kidd**; Acquired C **Randy Robitaille** from Boston for RW **Peter Ferraro**; Acquired D **Ulf Samuelsson** from Detroit for future considerations; Acquired RW **Dean Sylvester** from Buffalo for future considerations; Acquired D **Sergei Vyshedkevich** from New Jersey for future considerations; Acquired a fourth-round selection (Rob Zepp) and a ninth-round selection (Ray Dilauro) in the 1999 NHL Entry Draft from Vancouver for future considerations.
- June 26, 1999: Acquired a first-round selection (Patrik Stefan) in the 1999 NHL Entry Draft from Vancouver for a first-round selection (Daniel Sedin) and a third-round selection (later traded to Florida, Florida selected Robert Fried) in the 2000 NHL Entry Draft; Acquired RW **Per Svartvadet** from Dallas for a sixth-round selection (Justin Cox) in the 1999 NHL Entry Draft; Traded RW **Phil Crowe** to Nashville for future considerations
- July 1, 1999: Signed unrestricted free agent LW **Bryan Adams**
- July 6, 1999: Signed unrestricted free agent C **Hugo Boisvert**; Signed unrestricted free agent RW **Kirby Law**; Signed unrestricted free agent C **Dan Snyder**.
- July 13, 1999: Signed unrestricted free agent RW **Bob Lachance**
- July 15, 1999: Acquired LW **Jason Botterill** from Dallas for D **Jamie Pushor**; Acquired RW **Martin Prochazka** from Toronto for a sixth-round selection (Maxim Kondratjev) in the 2001 NHL Entry Draft; Signed unrestricted free agent C **Andreas Karlsson**.
- July 19, 1999: Signed unrestricted free agent RW **Vladimir Vujtek**
- July 20, 1999: Signed unrestricted free agent RW **Nelson Emerson**
- Aug. 2, 1999: Signed unrestricted free agent C **Ray Ferraro**
- Aug. 12, 1999: Signed unrestricted free agent D **Geordie Kinnear**; Signed unrestricted free agent RW **Sean Ritchlin**
- Aug. 16, 1999: Acquired LW **Denny Lambert** from Nashville for C **Randy Robitaille**
- Aug. 24, 1999: Signed unrestricted free agent G **Scott Fankhouser**
- Sept. 2, 1999: Signed unrestricted free agent G **Scott Langkow**
- Sept. 27, 1999: Claimed RW **Ladislav Kohn** from Toronto in the 1999 NHL Waiver Draft; Traded RW **Ladislav Kohn** to Anaheim for an eighth-round selection (Evan Nielsen) in the 2000 NHL Entry Draft
- Oct. 29, 1999: Traded G **Corey Schwab** to Vancouver for a fourth-round selection (Carl Mallette) in the 2000 NHL Entry Draft; Acquired D **Mikko Kuparinen** from Tampa Bay for future considerations
- Nov. 1, 1999: Acquired LW **Eric Bertrand** and LW **Wes Mason** from New Jersey for C **Sylvain Cloutier** and LW **Jeff Williams**
- Nov. 3, 1999: Signed unrestricted free agent G **Rick Tabaracci**
- Dec. 7, 1999: Acquired RW **Brian Wesenberg** from Philadelphia for LW **Eric Bertrand**
- Dec. 8, 1999: Acquired RW **Shean Donovan** from Colorado for G **Rick Tabaracci**
- Dec. 11, 1999: Claimed D **Rumun Ndur** off waivers from NY Rangers
- Dec. 15, 1999: Traded D **Kevin Dean** to Dallas for future considerations
- Jan. 25, 2000: Acquired LW **Bill Huard** from Los Angeles for future considerations
- Feb. 11, 2000: Acquired LW **Hnat Domenichelli** and LW **Dmitri Vlasenkov** from Calgary for D **Darryl Shannon** and LW **Jason Botterill**
- Feb. 18, 2000: Acquired LW **Joel Irving** from Calgary for future considerations
- March 1, 2000: Claimed LW **Steve Guolla** off waivers from Tampa Bay
- March 11, 2000: Traded D **Mikko Kuparinen** to Tampa Bay for D **Chris McAlpine**
- March 13, 2000: Acquired RW **Donald Audette** and D **Frantisek Kaberle** from Los Angeles for RW **Kelly Buchberger** and RW **Nelson Emerson**
- March 14, 2000: Traded RW **Ed Ward** to Anaheim for a seventh-round selection (Colin Fitzrandolph) in the 2001 NHL Entry Draft; Traded RW **Kirby Law** to Philadelphia for a sixth-round selection (Jeff Dwyer) in the 2000 NHL Entry Draft and a sixth-round selection (Pasi Nurminen) in the 2001 NHL Entry Draft

- March 24, 2000: Signed unrestricted free agent RW **J.P. Vigier**
- March 27, 2000: Signed unrestricted free agent D **Brian Pothier**
- April 4, 2000: Signed unrestricted free agent LW **Tomi Kallio**
- April 11, 2000: Signed unrestricted free agent RW **Brad Tapper**
- June 12, 2000: Traded RW **Steve Staios** to New Jersey for a ninth-round selection (Simon Gamanche) in the 2000 NHL Entry Draft
- June 15, 2000: Signed unrestricted free agent D **Mike Weaver**
- June 24, 2000: Traded a second-round selection (later traded to Nashville, Nashville selected Timofei Shiskanov) and a third-round selection (Robin LeBlanc) in the 2001 NHL Entry Draft to Vancouver for a second-round selection (Ligor Ustrnul) in the 2000 NHL Entry Draft and a third-round selection (Michael Garnett) in the 2001 NHL Entry Draft; Traded a ninth-round selection (Peter Flache) in the 2000 NHL Entry Draft to Chicago for the rights to C **Ben Simon**; Traded a fourth-round selection (Niclas Wallin) in the 2000 NHL Entry Draft to Carolina for a fourth-round selection (Blake Robson), a fifth-round selection (Matt McRae) and an eighth-round selection (Eric Bowen) in the 2000 NHL Entry Draft
- July 10, 2000: Acquired RW **Steve Staios** from New Jersey for future considerations
- July 14, 2000: Signed unrestricted free agent D **Adam Burt**
- July 17, 2000: Signed unrestricted free agent LW **Dmitri Vlasenkov**
- July 19, 2000: Signed unrestricted free agent D **Sean McCann**
- July 20, 2000: Signed unrestricted free agent LW **Yves Sarault**
- July 21, 2000: Signed unrestricted free agent C **Jarrold Skalde**
- July 28, 2000: Signed unrestricted free agent G **Milan Hnilicka**
- Aug. 15, 2000: Signed unrestricted free agent C **Ben Simon**
- Sept. 7, 2000: Signed unrestricted free agent D **Andrei Skopintsev**
- Sept. 29, 2000: Claimed RW **Jeff Odgers** from Colorado in the 2000 NHL Waiver Draft
- Nov. 6, 2000: Traded D **Geordie Kinnear** to New Jersey for future considerations
- Jan. 14, 2001: Acquired D **Jiri Slegr** from Pittsburgh for a third-round selection (later traded to Columbus, Columbus selected Aaron Johnson) in the 2001 NHL Entry Draft
- Feb. 9, 2001: Acquired D **Ladislav Kohn** from Anaheim for D **Sergei Vyshedkevich** and G **Scott Langkow**
- Feb. 14, 2001: Claimed D **Chris Joseph** off waivers from Phoenix
- March 13, 2001: Acquired C **Kamil Pirok** and a fourth-round selection (later traded to St. Louis, St. Louis selected Igor Valeyev) in the 2001 NHL Entry Draft from Buffalo for RW **Donald Audette**
- June 24, 2001: Acquired RW **Lubos Bartecko** from St. Louis for a fourth-round selection (Igor Valeyev) in the 2001 NHL Entry Draft; Acquired a fourth-round (Milan Gajac) selection in the 2001 NHL Entry Draft and a seventh-round selection (later traded to San Jose, San Jose selected Tim Conboy) in the 2002 NHL Entry Draft from New Jersey for a third-round selection (Jason Ryznar) in the 2002 NHL Entry Draft; Acquired the rights to D **Jeff Dessner** from the NY Rangers for an eighth-round selection (Leonid Zhvachkin) in the 2001 NHL Entry Draft
- July 2, 2001: Traded LW **Denny Lambert** to Anaheim for future considerations
- July 3, 2001: Signed unrestricted free agent D **Jeff Dessner**
- July 16, 2001: Signed unrestricted free agent C **Bob Corkum**; Signed unrestricted free agent C **Tony Hrkac**; Signed unrestricted free agent D **Todd Reirden**
- July 30, 2001: Signed unrestricted free agent D **Daniel Tjarnqvist**
- Nov. 14, 2001: Claimed C **Pascal Rheaume** off waivers from Chicago
- Dec. 18, 2001: Acquired LW **Jeff Cowan** and D **Kurtis Foster** from Calgary for D **Petr Buzek**
- Jan. 22, 2002: Acquired D **Andy Sutton** from Minnesota for LW **Hnat Domenichelli**
- Jan. 24, 2002: Acquired G **Fredric Cassivi** from Colorado for D **Brett Clark**
- March 4, 2002: Acquired D **Joe DiPenta** from Philadelphia for C **Jarrold Skalde**
- March 15, 2002: Acquired D **Francis Lessard** from Philadelphia for D **David Harlock**, a third-round selection (later traded to Phoenix, Phoenix selected Tyler Redenbach) in the 2003 NHL Entry Draft and a seventh-round selection (later traded to San Jose, San Jose selected Joe Pavelski) in the 2003 NHL Entry Draft
- March 18, 2002: Traded C **Ray Ferraro** to St. Louis for a fourth-round selection (Lane Manson) in the 2002 NHL Entry Draft

# THRASHERS TEAM HISTORY

## ALL-TIME TRANSACTIONS

- March 19, 2002: Traded C **Bob Corkum** to Buffalo for a fifth-round selection (Paul Flache) in the 2002 NHL Entry Draft; Acquired LW **Yuri Butsayev** and a third-round selection (later traded to Columbus, Columbus selected Jeff Genovy) in the 2002 NHL Entry Draft from Detroit for D **Jiri Slegr**; Acquired RW **Ruslan Zainullin** and D **Kirill Safronov** and a fourth-round selection (Patrick Dwyer) in the 2002 NHL Entry Draft from Phoenix for LW **Darcy Hordichuk**, a fourth-round selection (Lance Monych) and a fifth-round selection (John Zeiler) in the 2002 NHL Entry Draft
- March 27, 2002: Signed unrestricted free agent C **Mark Hartigan**
- June 22, 2002: Acquired LW **Vyacheslav Kozlov** and a second-round selection (later traded to Columbus, Columbus selected Joakim Lindstrom) in the 2002 NHL Entry Draft from Buffalo for a second-round selection (later traded to Edmonton, Edmonton selected Jeff Deslauriers) and a third-round selection (John Adams) in the 2002 NHL Entry Draft; Acquired a third-round selection (later traded to Buffalo, Buffalo selected John Adams) in the 2002 NHL Entry Draft and a fourth-round selection (Guillaume Desbiens) in the 2003 NHL Entry Draft from Florida for future considerations; Traded a second-round selection (Joakim Lindstrom) and a third-round selection (Jeff Genovy) in the 2002 NHL Entry Draft to Columbus for a first-round selection (Jim Slater) in the 2002 NHL Entry Draft
- June 23, 2002: Traded a seventh-round selection (Tim Conboy) in the 2002 NHL Entry Draft to San Jose for an eighth-round selection (Pauli Levokari) in the 2002 NHL Entry Draft and a seventh-round selection (Denis Loginov) in the 2003 NHL Entry Draft
- June 29, 2002: Acquired LW **Shawn McEachern** and a sixth-round selection (Dan Turple) in the 2004 NHL Entry Draft from Ottawa for D **Brian Pothier**
- July 10, 2002: Signed unrestricted free agent D **Richard Smehlik**
- July 19, 2002: Signed unrestricted free agent D **Uwe Krupp**
- July 23, 2002: Signed unrestricted free agent D **Dallas Eakins**
- Oct. 4, 2002: Claimed D **Stephane Robidas** from Montreal in the 2002 NHL Waiver Draft; Traded D **Stephane Robidas** to Dallas for a sixth-round selection (Mike Hamilton) in the 2003 NHL Entry Draft
- Nov. 15, 2002: Acquired C **Marc Savard** from Calgary for RW **Ruslan Zainullin**
- Nov. 20, 2002: Signed unrestricted free agent G **Byron Dafeo**
- Dec. 2, 2002: Acquired RW **Chris Nielsen** and D **Petteri Nummelin** from Columbus for RW **Tomi Kallio** and D **Pauli Levokari**
- Jan. 20, 2003: Acquired C **Jeff Farkas** from Vancouver for C **Chris Herperger** and C **Chris Nielsen**
- Feb. 24, 2003: Traded C **Pascal Rheaume** to New Jersey for future considerations
- March 10, 2003: Traded D **Richard Smehlik**, a sixth-round selection (Josh Disher) and an eighth-round selection (Nathan Perkovich) in the 2004 NHL Entry Draft to New Jersey for a fourth-round selection (Mike Vannelli) in the 2003 NHL Entry Draft
- March 11, 2003: Acquired F **Anthony Aquino** from Dallas for a sixth-round selection (Drew Bagnall) in the 2003 NHL Entry Draft and future considerations
- March 28, 2003: Signed unrestricted free agent LW **Brian Maloney**
- June 21, 2003: Acquired D **Ivan Majesky** from Florida for a second-round selection (Kamil Krepis) in the 2003 NHL Entry Draft
- July 24, 2003: Signed unrestricted free agent C **Brian Swanson**
- Aug. 12, 2003: Signed unrestricted free agent C **Randy Robitaille**; Signed unrestricted free agent LW **Eric Healey**
- Aug. 25, 2003: Signed unrestricted free agent LW **Bill Lindsay**
- Sept. 10, 2003: Signed unrestricted free agent D **Shawn Heins**
- Sept. 15, 2003: Traded G **Milan Hnilicka** to Los Angeles for future considerations
- Oct. 3, 2003: Acquired G **Jani Hurme** from Carolina for a fourth-round selection (Brett Carson) in the 2004 NHL Entry Draft; Claimed LW **Serge Aubin** from Colorado in the 2003 NHL Waiver Draft; Claimed RW **Ronald Petrovicky** and D **Shawn Heins** from the NY Rangers in the 2003 NHL Waiver Draft
- Dec. 2, 2003: Acquired D **Tomas Kloucek** and C **Ben Simon** from Nashville for LW **Simon Gamache** and D **Kirill Safronov**
- Dec. 31, 2003: Acquired D **Jean-Luc Grand-Pierre** from Columbus for future considerations
- Jan. 6, 2004: Acquired C **Daniel Corso** from Ottawa for RW **Brad Tapper**
- Feb. 25, 2004: Claimed LW **Brad Larsen** off waivers from Colorado
- March 8, 2004: Acquired D **Kyle Rossiter** from Florida for C **Kamil Pirois**

- March 9, 2004: Acquired LW **Kip Brennan** from Los Angeles for LW **Jeff Cowan**
- June 26, 2004: Acquired D **Niclas Havelid** from Anaheim for D **Kurtis Foster**; Acquired a fourth-round selection (Chad Painchaud) in the 2004 NHL Entry Draft from Carolina for a third-round selection (later traded to Calgary, Calgary selected Gord Baldwin) in the 2005 NHL Entry Draft; Acquired G **Adam Berkhoe** from Chicago for future considerations
- July 1, 2004: Signed unrestricted free agent D **Jaroslav Modry**
- July 14, 2004: Signed unrestricted free agent D **Travis Roche**; Signed unrestricted free agent C **Cory Larose**
- July 26, 2004: Signed unrestricted free agent RW **Scott Mellanby**
- July 30, 2005: Traded a first-round selection (Devin Setoguchi) in 2005 NHL Entry Draft to San Jose for a first-round selection (later traded to NY Rangers, NY Rangers selected Marc Staal), a second-round selection (Chad Denny) and a seventh-round selection (Myles Stoesz) in the 2005 NHL Entry Draft; Traded a first-round selection (Marc Staal) in the 2005 NHL Entry Draft to the NY Rangers for a first-round selection (Alex Bourret) and a second-round selection (Ondrej Pavalec) in the 2005 NHL Entry Draft; Acquired D **Shane Hnidy** from Nashville for a fourth-round selection (Niko Snellman) in the 2006 NHL Entry Draft
- Aug. 2, 2005: Signed unrestricted free agent C **Bobby Holik**
- Aug. 8, 2005: Signed unrestricted free agent LW **Eric Boulton**; Signed unrestricted free agent LW **Ramzi Abid**; Signed unrestricted free agent RW **Scott Barney**
- Aug. 9, 2005: Signed unrestricted free agent LW **Brian Maloney**; Signed unrestricted free agent RW **Adam Smyth**
- Aug. 23, 2005: Acquired RW **Marian Hossa** and D **Greg de Vries** from Ottawa for RW **Dany Heatley**
- Aug. 25, 2005: Acquired D **Mark Popovic** from Anaheim for RW **Kip Brennan**
- Sept. 2, 2005: Signed unrestricted free agent G **Mike Dunham**
- Sept. 18, 2005: Signed unrestricted free agent RW **Peter Bondra**
- Oct. 4, 2005: Claimed LW **Chris Kunitz** off waivers from Anaheim
- Oct. 27, 2005: Signed unrestricted free agent G **Steve Shields**
- Jan. 31, 2006: Claimed C **Rico Fata** off waivers from Pittsburgh
- March 1, 2006: Acquired C **Joel Stepp** from Anaheim for G **Jani Hurme**
- March 9, 2006: Acquired D **Steve McCarthy** from Vancouver for a fourth-round selection (later traded to Atlanta, Atlanta selected Niklas Lucenius) in the 2007 NHL Entry Draft
- June 13, 2006: Acquired a fourth-round selection (Niklas Lucenius) in the 2007 NHL Entry Draft from Vancouver for C **Tommi Santala** and a fifth-round selection (Charles-Antoine Messier) in the 2007 NHL Entry Draft
- June 15, 2006: Acquired a third-round selection (Spencer Machacek) in the 2007 NHL Entry Draft from Minnesota for D **Petteri Nummelin**
- June 21, 2006: Signed unrestricted free agent C **Cory Larose**
- June 24, 2006: Acquired C **Niko Kapanen** and a seventh-round selection (Will O'Neill) in the 2006 NHL Entry Draft from Dallas for C **Patrik Stefan** and D **Jaroslav Modry**
- July 3, 2006: Signed unrestricted free agent C **Steve Rucchin**; Signed unrestricted free agent C **Glen Metropolit**
- July 4, 2006: Signed unrestricted free agent G **Fred Brathwaite**; Signed unrestricted free agent C **Jason Krog**; Signed unrestricted free agent RW **Darren Haydar**
- July 6, 2006: Signed unrestricted free agent G **Dave Caruso**
- Aug. 17, 2006: Acquired D **Vitaly Vishnevski** from Anaheim for LW **Karl Stewart**, a second-round selection (later traded to Colorado, Colorado selected T.J. Galiardi) in the 2007 NHL Entry Draft and future considerations
- Aug. 31, 2006: Signed unrestricted free agent RW **Joey Crabb**
- Feb. 1, 2007: Acquired D **Andy Delmore** and C **Andre Deveaux** from Tampa Bay for RW **Kyle Wanvig** and RW **Stephen Baby**
- Feb. 10, 2007: Acquired C **Eric Belanger** from Nashville for D **Vitaly Vishnevski**; Claimed LW **Denis Hamel** off waivers from Ottawa
- Feb. 24, 2007: Acquired D **Alexei Zhitnik** from Philadelphia for D **Braydon Coburn**
- Feb. 25, 2007: Acquired C **Keith Tkachuk** from St. Louis for C **Glen Metropolit**, a first-round selection (later traded to Calgary, Calgary selected Mikael Backlund) and a third-round selection (Brett Sonne) in the 2007 NHL Entry Draft and a second-round selection (Philip McRae) in the 2008 NHL Entry Draft and a first-round selection (later traded to Atlanta, Atlanta selected Zach Bogosian) in the 2008 NHL Entry Draft.

# THRASHERS TEAM HISTORY

## ALL-TIME TRANSACTIONS

- Feb. 27, 2007: Acquired RW **Pascal Dupuis** and a third-round selection (later traded to Pittsburgh, Pittsburgh selected Robert Bortuzzo) in the 2007 NHL Entry Draft from NY Rangers for RW **Alex Bourret**
- June 23, 2007: Acquired C **Chris Thorburn** from Pittsburgh for a third-round selection (Robert Bortuzzo) in the 2007 NHL Entry Draft; Acquired RW **Jesse Schultz** from Vancouver for D **Jimmy Sharrow**
- June 26, 2007: Acquired a first-round selection (Zach Bogosian) in the 2008 NHL Entry Draft from St. Louis for C **Keith Tkachuk** and future considerations
- July 1, 2007: Signed unrestricted free agent C **Todd White**; Signed unrestricted free agent C **Eric Perrin**
- July 2, 2007: Signed unrestricted free agent D **Ken Klee**
- July 13, 2007: Signed unrestricted free agent C **Alexandre Giroux**
- Aug. 8, 2007: Signed unrestricted free agent D **Karel Pilar**; Signed unrestricted free agent RW **Milan Bartovic**
- Aug. 30, 2007: Signed unrestricted D **Joel Kwiatkowski**
- Oct. 2, 2007: Claimed D **Karel Pilar** off waivers from Chicago
- Dec. 8, 2007: Claimed RW **Mark Recchi** off waivers from Pittsburgh
- Feb. 26, 2008: Acquired RW **Colby Armstrong**, C **Erik Christensen**, a first-round selection (Daultan Leveille) in the 2008 NHL Entry Draft and the rights to C **Angelo Esposito** from Pittsburgh for RW **Marian Hossa** and LW **Pascal Dupuis**; Acquired RW **Joe Motzko** from Washington for C **Alexandre Giroux**
- July 2, 2008: Signed unrestricted free agent D **Ron Hainsey**
- July 9, 2008: Signed unrestricted free agent RW **Junior Lessard**; Signed unrestricted free agent C **Grant Stevenson**; Signed unrestricted free agent RW **Mike Hoffman**
- July 14, 2008: Signed unrestricted free agent RW **Jason Williams**
- July 17, 2008: Signed unrestricted free agent C **Marty Reasoner**
- Sept. 26, 2008: Acquired D **Mathieu Schneider** from Anaheim for D **Ken Klee**, LW **Brad Larsen** and LW **Chad Painchaud**
- Jan. 10, 2009: Claimed C **Rich Peverley** off waivers from Nashville
- Jan. 13, 2009: Acquired D **Brett Skinner** from NY Islanders for RW **Junior Lessard**
- Jan. 14, 2009: Acquired D **Clay Wilson** and a sixth-round selection (traded to Chicago, Chicago selected David Pacan) in the 2009 NHL Entry Draft from Columbus for RW **Jason Williams**
- Feb. 16, 2009: Acquired a second-round selection (Jeremy Morin) in the 2009 NHL Entry Draft and a third-round selection in the 2010 NHL Entry Draft from Montreal for D **Mathieu Schneider** and a third-round selection (Joonas Nattinen) in the 2009 NHL Entry
- Mar. 2, 2009: Acquired D **Anssi Salmela** from New Jersey for D **Niclas Havelid** and RW **Myles Stoesz**
- Mar. 4, 2009: Acquired the rights to C **Eric O'Dell** from Anaheim for C **Erik Christensen**
- June 27, 2009: Acquired a fourth-round selection (**Edward Pasquale**), a fourth-round selection (**Ben Chiarot**) and a seventh-round selection (**Jordan Thomas-Samuels**) in the 2009 NHL Entry Draft from Los Angeles for a fourth-round selection (**Jean-Francois Berube**) in the 2009 NHL Entry Draft; Acquired a fifth-round selection in the 2010 NHL Entry Draft from Chicago for a sixth-round selection (**David Pacan**) in the 2009 NHL Entry Draft
- July 1, 2009: Acquired D **Pavel Kubina** and C **Tim Stapleton** from Toronto for D **Garnet Exelby** and LW **Colin Stuart**
- July 2, 2009: Signed unrestricted free agent RW **Nik Antropov**
- July 6, 2009: Signed unrestricted free agent C **Jason Krog**; Signed unrestricted free agent G **Drew MacIntyre**; Signed unrestricted free agent G **Peter Mannino**
- July 13, 2009: Signed unrestricted free agent RW **Anthony Stewart**; Signed unrestricted free agent D **Noah Welch**
- July 30, 2009: Signed unrestricted free agent LW **Josh Gratton**; Signed unrestricted free agent D **Mike Vernace**
- Sept. 24, 2009: Acquired D **Steve McCarthy** from Anaheim for future considerations
- Oct. 2, 2009: Claimed D **Christoph Schubert** off waivers from the Ottawa Senators
- Oct. 8, 2009: Traded F **Jordan LaVallee** to Columbus for future considerations
- Feb. 4, 2010: Acquired D **Johnny Oduya**, LW **Niclas Bergfors**, C **Patrice Cormier** and a First- and Second-Round Selection in the 2010 NHL Draft (both picks were later traded to the Chicago Blackhawks for forwards Dustin Byfuglien, Ben Eager, Akim Aliu and defenseman Brent Sopel) from New Jersey in exchange for LW **Ilya Kovalchuk**, D **Anssi Salmela** and Second-Round Selection in the 2010 NHL Entry Draft
- Feb. 9, 2010: Acquired D **Ivan Vishnevskiy** and a Fourth-Round Selection (Thrashers selected Ivan Telegin) in the



- 2010 NHL Entry Draft from Dallas for G **Kari Lehtonen**
- Mar. 1, 2010: Acquired LW **Evgeny Artyukhin** from Anaheim in exchange for D **Nathan Oystriick** and a Conditional Draft Choice in the 2011 NHL Entry Draft
- Mar. 2, 2010: Signed unrestricted free agent D **Chris Chelios**
- Mar. 3, 2010: Acquired LW **Clarke MacArthur** from Buffalo in exchange for a Third- and Fourth-Round Selection (Sabres selected Jerome Gauthier-Leduc (third round) and Steven Shipley (fourth round) in the 2010 NHL Entry Draft
- May 19, 2010: Signed G **Chris Carrozzi** and G **Edward Pasquale** to entry-level contracts.
- May 31, 2010: Signed LW **Carl Klingberg** and LW **Danick Paquette**.
- June 1, 2010: Signed LW **Jeremy Morin** and C **Eric O'Dell**.
- June 8, 2010: Re-signed C **Jim Slater**.
- June 15, 2010: Signed free agent RW **Fredrik Pettersson**.
- June 24, 2010: Traded D **Mike Vernace**, LW **Brett Sterling** and a seventh round selection in the 2010 NHL Entry Draft to the San Jose Sharks for future considerations.
- June 24, 2010: Acquired D **Dustin Byfuglien**, D **Brent Sopel**, LW **Ben Eager** and RW **Akim Aliu** from the Blackhawks in exchange for C **Marty Reasoner**, RW **Joey Crabb**, LW **Jeremy Morin** and a first and second round selection in the 2010 NHL Entry Draft.
- June 30, 2010: Re-signed D **Noah Welch**.
- July 1, 2010: Signed unrestricted free agent G **Chris Mason**.
- July 1, 2010: Acquired LW **Andrew Ladd** from the Chicago Blackhawks for D **Ivan Vishnevskiy** and a second round selection in the 2011 NHL Entry Draft.
- July 2, 2010: Signed unrestricted free agent D **Mike Siklenka**.
- July 7, 2010: Signed free agents C **Jared Ross** and D **Jaime Sifers**.
- July 7, 2010: Re-signed LW **Eric Boulton**.
- July 22, 2010: Re-signed G **Ondrej Pavelec**.
- July 28, 2010: Re-signed restricted free agent LW **Ben Eager**.
- July 29, 2010: Re-signed restricted free agent LW **Andrew Ladd**.
- July 29, 2010: Agreed to terms with restricted free agent G **Peter Mannino**.
- Aug. 1, 2010: Acquired LW **Donald Brashear** and C **Patrick Rissmiller** from the New York Rangers in exchange for C **Todd White**.
- Aug. 19, 2010: Signed unrestricted free agent D **Freddy Meyer**.
- Aug. 19, 2010: Named **Clint Malarchuk** Goaltending Consultant.
- Aug. 23, 2010: Re-signed restricted free agent RW **Bryan Little**.
- Aug. 24, 2010: Signed D **Andrey Zubarev**.
- Sept. 1, 2010: Acquired LW **Ian McKenzie** from Nashville in exchange for D **Grant Lewis**.
- Sept. 6, 2010: Signed unrestricted free agent LW **Fredrik Modin**.
- Sept. 13, 2010: Re-signed restricted free agent LW **Niclas Bergfors**.
- Sept. 13, 2010: Signed unrestricted free agent LW **Nigel Dawes**.

# THRASHERS TEAM HISTORY AWARDS & HONORS

## NHL AWARDS & HONORS

**NHL Maurice "Rocket" Richard Trophy**  
2003-04: Ilya Kovalchuk (shared)

**POWERade/NHL Outstanding Player of the Year**  
2003-04: Ilya Kovalchuk

**NHL Calder Memorial Trophy**  
2001-02: Dany Heatley

**NHL Second Team All-Star**  
2003-04: Ilya Kovalchuk

**NHL All-Star Game**  
2008-09: Ilya Kovalchuk  
2007-08: Marian Hossa, Ilya Kovalchuk  
2006-07: Marian Hossa, Bob Hartley (Asst. Coach)  
2003-04: Ilya Kovalchuk (leading vote-getter)  
2002-03: Dany Heatley (MVP)  
2000-01: Donald Audette  
1999-00: Petr Buzek

**NHL All-Rookie Team**  
2009-10: Niclas Bergfors  
2007-08: Tobias Enstrom  
2001-02: Dany Heatley, Ilya Kovalchuk

**NHL YoungStars Game**  
2008-09: Bryan Little  
2007-08: Tobias Enstrom  
2006-07: Kari Lehtonen  
2003-04: Garnet Exelby (DNP - injured)  
2001-02: Dany Heatley and Ilya Kovalchuk (MVP)

**NHL Three Stars/Player of the Month**  
Feb. 2009: Ilya Kovalchuk (First Star)  
Nov. 2007: Ilya Kovalchuk (First Star)  
Nov. 2006: Marian Hossa (Second Star)  
Oct. 2006: Ilya Kovalchuk (Second Star)  
Oct. 2003: Ilya Kovalchuk (Offensive)  
Dec. 2000: Donald Audette

**NHL/Sheraton Road Performer of October**  
Oct. 2003: Ilya Kovalchuk

**POWERade/NHL Outstanding Player of the Month**  
Oct. 2003: Ilya Kovalchuk

**NHL Three Stars/Player of the Week**  
Nov. 15, 2009: Ilya Kovalchuk (Second Star)  
Mar. 1, 2009: Ilya Kovalchuk (Third Star)  
Feb. 15, 2009: Ilya Kovalchuk (Third Star)  
Jan. 18, 2009: Rich Peverley (Third Star)  
Dec. 28, 2008: Bryan Little (Second Star)  
Dec. 23, 2007: Kari Lehtonen (Second Star)  
Nov. 4, 2007: Ilya Kovalchuk (First Star)  
Mar. 4, 2007: Kari Lehtonen (First Star)  
Dec. 3, 2006: Marian Hossa (Third Star)  
Nov. 12, 2006: Vyacheslav Kozlov (First Star)  
Oct. 29, 2006: Ilya Kovalchuk (First Star)  
Jan. 8, 2006: Ilya Kovalchuk  
Oct. 9, 2005: Marc Savard  
Nov. 13, 2005: Ilya Kovalchuk  
Oct. 26, 2003: Ilya Kovalchuk  
Oct. 19, 2003: Ilya Kovalchuk  
Mar. 30, 2003: Dany Heatley

**NHL Rookie of the Month**  
Nov. 2007: Tobias Enstrom  
Dec. 2001: Dany Heatley, Ilya Kovalchuk  
Jan. 2002: Ilya Kovalchuk

## TEAM AWARDS & HONORS

**Three Stars of the Game Award Winners**  
2009-10: Johan Hedberg  
2008-09: Ilya Kovalchuk  
2007-08: Ilya Kovalchuk  
2006-07: Marian Hossa  
2005-06: Marian Hossa  
2003-04: Ilya Kovalchuk  
2002-03: Dany Heatley  
2001-02: Milan Hnilicka and Dany Heatley  
2000-01: Ray Ferraro  
1999-00: Ray Ferraro

**Gilner-Reeves Community Service Award Winners**  
2009-10: Marty Reasoner, Jim Slater  
2008-09: Garnet Exelby, Eric Boulton  
2007-08: Niclas Havelid  
2006-07: Scott Mellanby  
2005-06: Ilya Kovalchuk  
2003-04: Andy Sutton  
2002-03: Chris Tamer  
2001-02: Jeff Odgers  
2000-01: Damian Rhodes  
1999-00: David Harlock

**Players' Player Award Winners**  
2009-10: Marty Reasoner  
2008-09: Marty Reasoner  
2007-08: Johan Hedberg  
2006-07: Johan Hedberg  
2005-06: Scott Mellanby  
2003-04: Pasi Nurminen  
2002-03: Jeff Odgers  
2001-02: Jeff Odgers  
2000-01: Jeff Odgers and Chris Tamer  
1999-00: Denny Lambert

**Atlanta Thrashers MVP**  
2009-10: Nik Antropov  
2008-09: Ilya Kovalchuk  
2007-08: Ilya Kovalchuk  
2006-07: Marian Hossa  
2005-06: Ilya Kovalchuk and Marian Hossa  
2003-04: Ilya Kovalchuk  
2002-03: Dany Heatley  
2001-02: Dany Heatley and Ilya Kovalchuk  
2000-01: Ray Ferraro

**Dan Snyder Memorial Trophy**  
2009-10: Jim Slater  
2008-09: Colby Armstrong  
2007-08: Eric Perrin  
2006-07: Vyacheslav Kozlov  
2005-06: Niclas Havelid  
2003-04: Garnet Exelby

## MEDIA AWARDS & HONORS

**The Sporting News Rookie of the Year**  
2001-02: Dany Heatley

**The Hockey News Most Exciting Player**  
2003-04: Ilya Kovalchuk

**The Hockey News Rookie of the Year**  
2001-02: Dany Heatley

**Hockey Digest Coach of the Year**  
2003-04: Bob Hartley

**Hockey Digest Rookie of the Year**  
2001-02: Dany Heatley and Ilya Kovalchuk (co-winners)

**Hockey Digest All-Rookie Team**  
2001-02: Dany Heatley and Ilya Kovalchuk

### ALL-TIME NUMERICAL ROSTER

- 1**  
 Johan Hedberg (2006-07 to 2009-10)  
 Mike Dunham (2005-2006)  
 Damian Rhodes (1999-00 to 2001-2002)
- 2**  
 Garnet Exelby (2002-03 to 2008-09)  
 Petr Buzek (1999-00 to 2001-02)
- 3**  
 Mark Popovic (2009-10)  
 Joel Kwiatkowski (2007-08)  
 Vitaly Vishnevski (2006-07)  
 Mark Hartigan (2002-03)  
 Brian Pothier (2001-02)  
 Chris Joseph (2000-01)  
 Sergei Vyshedkevich (1999-00 to 2000-01)
- 4**  
 Zach Bogosian (2008-09 to Current)  
 Braydon Coburn (2005-06 to 2006-07)  
 Chris Tamer (1999-00 to 2003-04)
- 5**  
 Boris Valabik (2009-10 to Current)  
 Steve McCarthy (2005-06 to 2007-08)  
 Tomas Kloucek (2003-04 to 2005-06)  
 Gord Murphy (1999-00 to 2000-01)
- 6**  
 Ron Hainsey (2008-09 to Current)  
 Mark Popovic (2006-07)  
 Shawn Heins (2003-04)  
 Francis Lessard (2001-02 to 2002-03)  
 David Harlock (1999-00 to 2001-02)
- 7**  
 Nathan Oystriick (2008-09)  
 Mark Popovic (2007-08)  
 Greg de Vries (2005-06 to 2006-07)  
 Chris Herperger (2002-03)  
 Adam Burt (2000-01)  
 Chris McAlpine (1999-00)
- 8**  
 Mark Recchi (2007-08)  
 Keith Tkachuk (2006-07)  
 Frantisek Kaberle (1999-00 to 2003-04)  
 Darryl Shannon (1999-00)
- 9**  
 Evander Kane (2009-10 to Current)  
 Erik Christensen (2007-08 to 2008-09)  
 Pascal Dupuis (2006-07 to 2007-08)  
 Glen Metropolit (2006-07)  
 Marc Savard (2002-03 to 2005-06)  
 Mark Hartigan (2001-02 to 2002-03)  
 Hnat Domenichelli (1999-00 to 2001-02)  
 Vladimir Vujtek (1999-00)
- 10**  
 Bryan Little (2007-08 to Current)  
 Jason Krog (2006-2007)  
 Serge Aubin (2003-04 to 2005-06)  
 Yuri Butsayev (2001-02)  
 Darcy Hordichuk (2000-01)  
 Denny Lambert (1999-00)
- 11**  
 Eric Perrin (2007-08 to 2008-09)  
 J.P. Vigier (2002-03 to 2006-07)  
 Dean Sylvester (1999-00 to 2000-01)
- 12**  
 Todd White (2007-08 to 2009-10)  
 Denis Hamel (2006-07)  
 Peter Bondra (2005-06)  
 Bill Lindsay (2003-04)  
 Tony Hrkac (2001-02 to 2002-03)  
 Steve Guolla (1999-00 to 2000-01)  
 Shean Donovan (1999-00)
- 13**  
 Slava Kozlov (2002-03 to 2009-10)  
 Patrik Stefan (1999-00 to 2001-02)
- 14**  
 Jason Williams (2008-09)  
 Jon Sim (2006-07)  
 Rico Fata (2005-06)  
 Ben Simon (2003-04)  
 Tomi Kallio (2000-01 to 2002-03)  
 Mike Stapleton (1999-00)
- 15**  
 Dany Heatley (2001-02 to 2003-04)  
 Andrew Brunette (1999-00 to 2000-01)
- 16**  
 Christoph Schubert (2009-10)  
 Bobby Holik (2005-06 to 2007-08)  
 Jeff Cowan (2001-02 to 2003-04)  
 Kelly Buchberger (1999-00)
- 17**  
 Ilya Kovalchuk (2001-02 to 2009-10)  
 Ladislav Kohn (2000-01)  
 Matt Johnson (1999-00)
- 18**  
 Niclas Bergfors (2009-10 to Current)  
 Mathieu Schneider (2008-09)  
 Marian Hossa (2005-06 to 2007-08)  
 Brad Tapper (2002-03)  
 Lubos Barteko (2001-02)  
 Jarrod Skalde (2000-01)  
 Jason Botterill (1999-00)
- 19**  
 Marty Reasoner (2008-09 to 2009-10)  
 Colby Armstrong (2007-08)  
 Scott Mellanby (2005-06 to 2006-07)  
 Shawn McEachern (2002-03 to 2003-04)  
 Brad Tapper (2000-01 to 2001-02)  
 Nelson Emerson (1999-00)
- 20**  
 Colby Armstrong (2008-09 to 2009-10)  
 Steve Rucchin (2006-07)  
 Francis Lessard (2003-04)  
 Jeff Odgers (2000-01 to 2002-03)  
 Jason Botterill (1999-00)
- 21**  
 Brett Sterling (2007-08 to 2008-09)  
 Derek MacKenzie (2003-04 to 2005-06)  
 Ray Ferraro (1999-00 to 2001-02)
- 22**  
 Ken Klee (2007-08)  
 Eric Belanger (2006-07)  
 Francis Lessard (2005-06)  
 Kamil Piroš (2002-03 to 2003-04)  
 Shean Donovan (1999-00 to 2001-02)  
 Eric Bertrand (1999-00)
- 23**  
 Jim Slater (2005-06 to Current)  
 Ivan Majesky (2003-04)  
 Lubos Barteko (2002-03)  
 Derek MacKenzie (2002-03)  
 Brett Clark (1999-00 to 2001-02)  
 Martin Prochazka (1999-00)
- 24**  
 Chris Chelios (2009-10)  
 Ramzi Abid (2005-06)  
 Chris Kunitz (2005-06)  
 Tommi Santala (2003-04)  
 Andreas Karlsson (1999-00 to 2001-02)
- 25**  
 Anssi Salmela (2008-09 to 2009-10)  
 Andy Sutton (2001-02 to 2006-07)  
 Kamil Piroš (2001-02)  
 Steve Staios (1999-00 to 2000-01)
- 26**  
 Ronald Petrovicky (2003-04 to 2005-06)  
 Pascal Rheaume (2001-02 to 2002-03)  
 Dan Snyder (2000-01)  
 Bryan Adams (1999-00 to 2000-01)
- 27**  
 Chris Thorburn (2007-08 to Current)  
 Patrik Stefan (2002-03 to 2005-06)  
 Bob Corkum (2001-02)  
 Denny Lambert (1999-00 to 2000-01)
- 28**  
 Niclas Havelid (2005-06 to 2008-09)  
 Randy Robitaille (2003-04)  
 Jeff Farkas (2002-03)  
 Todd Reirden (2001-02)  
 Donald Audette (1999-00 to 2000-01)  
 Georgie Kinnear (1999-00)  
 Kevin Dean (1999-00)
- 29**  
 Johnny Oduya (2009-10 to Current)  
 Brad Larsen (2003-04 to 2007-08)  
 Brian Swanson (2003-04)  
 Kirill Sazonov (2001-02 to 2002-03)  
 Darcy Hordichuk (2001-02)  
 Brian Pothier (2000-01)  
 J.P. Vigier (2000-01)  
 Johan Garpenlov (1999-00)

# THRASHERS TEAM HISTORY

## ALL-TIME NUMERICAL ROSTER

### ALL-TIME NUMERICAL ROSTER

<b>30</b> Steve Shields (2005-06) Scott Fankhouser (1999-00 to 2000-01)	Darren Haydar (2006-07 to 2007-08) Braydon Coburn (2005-06) Yannick Tremblay (1999-00 to 2003-04)	<b>46</b> Spencer Machacek (2008-09 to Current)
<b>31</b> Ondrej Pavelec (2008-09 to Current) Steve Shields (2005-06) Pasi Nurminen (2001-02 to 2003-04) Rick Tabaracci (1999-00)	<b>39</b> Tobias Enstrom (2007-08 to Current) Niko Kapanen (2006-07) Mark Popovic (2005-06) Kip Brennan (2003-04) J.L. Grand-Pierre (2003-04) Per Svartvadet (1999-00 to 2002-03)	<b>47</b> Rich Peverley (2008-09 to Current) Scott Barney (2005-06) Kurtis Foster (2002-03 to 2003-04) J.P. Vigier (2001-02)
<b>32</b> Kari Lehtonen (2003-04 to 2008-09) Yves Sarault (2000-01)	<b>40</b> Clay Wilson (2008-09) Luke Sellars (2001-02)	<b>48</b> Boris Valabik (2007-08 to 2008-09) Kyle Rossiter (2003-04)
<b>33</b> Ondrej Pavelec (2007-08) Adam Berkhoele (2005-06) Milan Hnilicka (2000-01 to 2002-03) Maxim Galanov (1999-00)	<b>41</b> Clarke MacArthur (2009-10) Joe Motzko (2008-09) Daniel Corso (2003-04) Simon Gamache (2002-03 to 2003-04) Andrei Skopintsev (2000-01)	<b>49</b> Colin Stuart (2007-08 to 2008-09) Zdenek Blatny (2003-04)
<b>34</b> Shane Hnidy (2005-06 to 2006-07) Byron Dafeo (2002-03 to 2003-04) Norm Maracle (1999-00 to 2001-02)	<b>42</b> Tim Stapleton (2009-10) Joey Crabb (2008-09) Karl Stewart (2003-04 to 2005-06) Richard Smehlik (2002-03) Ed Ward (1999-00)	<b>50</b> Jordan LaVallee (2007-08 to 2008-09) Joe DiPenta (2002-03)
<b>35</b> Michael Garnett (2005-06) Frederic Cassivi (2001-02 to 2002-03) Scott Langkow (1999-00)	<b>43</b> Mike Weaver (2001-02 to 2003-04)	<b>51</b> Scott Lehman (2008-09)
<b>36</b> Eric Boulton (2005-06 to Current) Daniel Tjarnqvist (2001-02 to 2003-04) Rumun Ndur (1999-00)	<b>44</b> Arturs Kulda (2009-10 to Current) Jaroslav Modry (2005-06) Uwe Krupp (2002-03)	<b>61</b> Maxim Afinogenov (2009-10)
<b>37</b> Dan Snyder (2001-02 to 2002-03) Herbert Vasiljevs (1999-00 to 2000-01)	<b>45</b> Kevin Doell (2007-08) Ben Simon (2001-02 to 2002-03)	<b>71</b> Jiri Slegr (2000-01 to 2001-02)
<b>38</b> Grant Lewis (2008-09)		<b>76</b> Evgeny Artyukhin (2009-10)
		<b>77</b> Pavel Kubina (2009-10) Alexei Zhitnik (2006-07 to 2007-08)
		<b>80</b> Nik Antropov (2009-10 to Current)

### ALL-TIME COACHES & CAPTAINS

#### HEAD COACHES

Name	Dates	G	W	L	OT	PCT
John Anderson	June 20, 2008 to April 14, 2010	164	70	75	19	.485
Don Waddell	Oct. 18, 2007 to June 19, 2008	76	34	34	8	.500
Bob Hartley	Jan. 14, 2003 to Oct. 17, 2007	291	136	123	32	.522
Don Waddell*	Dec. 27, 2002 to Jan. 13, 2003	10	4	5	1	.450
Curt Fraser	Oct. 2, 1999 to Dec. 26, 2002	279	64	184	31	.285

\* Served as interim head coach

#### TEAM CAPTAINS

Season	Captain
2009-10:	Ilya Kovalchuk
2008-09:	Ilya Kovalchuk
2007-08:	Bobby Holik
2006-07:	Scott Mellanby
2005-06:	Scott Mellanby
2003-04:	Shawn McEachern
2002-03:	Shawn McEachern
2001-02:	Ray Ferraro
2000-01:	Steve Staios
1999-00:	Kelly Buchberger

#### ASSISTANT COACHES

Season	Assistant Coaches
2009-10:	Randy Cunneyworth, Todd Nelson, Steve Weeks
2008-09:	Randy Cunneyworth, Todd Nelson, Steve Weeks
2007-08:	Brad McCrimmon, Steve Weeks
2006-07:	Brad McCrimmon, Steve Weeks
2005-06:	Brad McCrimmon, Steve Weeks
2003-04:	Brad McCrimmon, Steve Weeks
2002-03:	Tim Bothwell*, Steve Weeks
2001-02:	Tim Bothwell, Steve Weeks
2000-01:	George Kingston, Jay Leach
1999-00:	George Kingston, Jay Leach

\* Relieved of duties on Dec. 26, 2002

**June 25, 1997:** The NHL awarded the City of Atlanta an expansion franchise to begin play in 1999-2000. The Atlanta Hockey Club, Inc., the 28th NHL franchise, established the Blue Line Club and began accepting memberships based on \$100 deposits toward season tickets.

**Feb. 16, 1998:** "Atlanta Thrashers" announced as official team name. Former AOL Time Warner Vice Chairman and Turner Broadcasting System, Inc., founder, R.E. "Ted" Turner, named the team after the State Bird of Georgia, the Brown Thrasher.

**April 23, 1998:** Unveiled official team logo in an NHL-first live Internet launch that occurred simultaneously in front of a large crowd at the CNN Center atrium in Atlanta. Former Atlanta Mayor Bill Campbell officially proclaimed Thursday, April 23, 1998 "Atlanta Thrashers Day."

**June 23, 1998:** Don Waddell named the organization's first general manager.

**Feb. 2, 1999:** Turner Broadcasting System, Inc. announced a strategic alliance with Philips. Philips gained the naming rights for the arena in downtown Atlanta, Philips Arena, the home of the Thrashers and NBA's Atlanta Hawks.

**March 15, 1999:** Signed a multi-year lease to use the IceForum in Duluth as the team's official practice facility. Team officials broke ground on 15,000 square-foot training complex.

**March 27, 1999:** Unveiled official home team jersey in front of several thousand fans at Centennial Olympic Park in Atlanta as part of "Park Fest."

**June 25, 1999:** Team took part in the 1999 NHL Expansion Draft at the FleetCenter in Boston and unveiled its 1999-2000 Inaugural Season logo as part of draft weekend festivities.

**June 26, 1999:** Acquired No. 1 overall pick in the 1999 NHL Entry Draft from Vancouver and selected Patrik Stefan, making him the first player drafted by the organization.

**July 14, 1999:** Hired Curt Fraser as first head coach in franchise history and announced 1999-2000 Inaugural Season schedule.

**Sept. 4, 1999:** Thrashers mascot – "Thrash" – unveiled at Zoo Atlanta following a naming contest for kids. Team opened its first training camp at RDV Sportsplex in Orlando, Fla.

**Sept. 18, 1999:** In the first event at Philips Arena, the Thrashers lost to the New York Rangers 3-2 in OT in preseason action.

**Sept. 19, 1999:** Unveiled the team's road jersey in preseason game against the New Jersey Devils at Philips Arena.

**Sept. 28, 1999:** Kelly Buchberger named first captain in Thrashers history.

**Oct. 2, 1999:** Thrashers opened their 1999-2000 Inaugural Season before a sold-out crowd of 18,545 at Philips Arena with a 4-1 loss to New Jersey. Kelly Buchberger scored the first goal in franchise history at 11:26 of the second period.

**Oct. 14, 1999:** Damian Rhodes posted the first shutout in Thrashers history as the team won 2-0 at the New York Islanders for the franchise's first victory.

**Oct. 26, 1999:** The Thrashers defeated the Calgary Flames 2-1 at Philips Arena for their first home win

**Nov. 22, 1999:** Dean Sylvester became the first Thrasher to record a hat trick during a 6-3 victory vs. Vancouver at Philips Arena.

**Feb. 6, 2000:** Defenseman Petr Buzek played for the World Team at 50th NHL All-Star Game at Toronto and became Thrashers' first NHL All-Star.

**April 10, 2001:** Won the NHL Entry Draft Drawing to earn the first overall pick at the 2001 NHL Entry Draft.

## THRASHERS TEAM HISTORY

### FRANCHISE TIMELINE

**June 24, 2001:** Selected Ilya Kovalchuk with the first overall pick in the 2001 NHL Entry Draft to make him the first Russian player selected first in an NHL draft.

**June 20, 2002:** Dany Heatley named as recipient of the 2001-02 Calder Memorial Trophy as the NHL's Rookie of the Year. Heatley and Ilya Kovalchuk named to the 2001-02 NHL's All-Rookie Team.

**Dec. 26 & 27, 2002:** Vice President and General Manager Don Waddell dismissed Head Coach Curt Fraser. Waddell steps behind Thrashers bench as head coach for 10 games and posts franchise first victories over Carolina, Pittsburgh and Philadelphia, going 4-5-1 while coaching the team on an interim basis.

**Jan. 14, 2003:** Hired Bob Hartley as second head coach in team history. Hartley coached first game with Thrashers on Jan. 15 with a 1-0 victory over Montreal at Philips Arena.

**Feb. 2, 2003:** Dany Heatley honored with NHL All-Star MVP Award after tallying four goals in 53rd annual NHL All-Star game.

**Nov. 25, 2003:** Unveiled third jersey, later the team's home jersey, at the morning skate prior to game against Ottawa at Philips Arena.

**Feb. 5, 2004:** The announcement is made by Thrashers General Manager Don Waddell, the National Hockey League and Atlanta Mayor Shirley Franklin that the Thrashers and the City of Atlanta will host the 2005 NHL All-Star Weekend, at Philips Arena. The game was cancelled due to the NHL's 2004-05 work stoppage.

**March 31, 2004:** Announcement of the sale of the Thrashers, along with the NBA's Hawks and operating rights to Philips Arena, to Atlanta Spirit, LLC from Turner Broadcasting System, Inc.

**April 15, 2006:** It is announced by Co-owner Bruce Levenson, President and CEO Bernie Mullin and Executive Vice President and General Manager Don Waddell, along with the NHL, that Atlanta has been awarded the 2008 NHL All-Star Game.

**Jan. 28, 2007:** The logo for the 2008 NHL All-Star Celebration was unveiled in a press conference at Philips Arena featuring NHL Commissioner Gary Bettman, Thrashers Co-Owner Bruce Levenson, President and CEO Bernie Mullen and Executive Vice President and General Manager Don Waddell.

**April 12, 2007:** The Thrashers make their playoff debut, hosting the New York Rangers in Game One of the Eastern Conference Quarterfinals at Philips Arena in front of a sold-out crowd.

**Oct. 17, 2007:** Head Coach Bob Hartley is relieved of duties. Executive Vice President and General Manager Don Waddell takes over as head coach for the remainder of the season.

**Jan. 26-27, 2008:** Atlanta hosts the 2008 NHL All-Star Weekend at Philips Arena, including the SuperSkills Competition and the 56th NHL All-Star Game at Philips Arena.

**June 20, 2008:** John Anderson named the fourth head coach in team history.

**Oct. 7, 2008:** The Thrashers unveiled the new third jersey at the 2009 Face-Off Event at Philips Arena before season ticket-holders.

**Jan. 11, 2009:** Ilya Kovalchuk named Team Captain at the annual Thrashers Casino Night event.

**Apr. 14, 2010:** Head Coach John Anderson is relieved of duties as well as Assistant Coaches Randy Cunneynworth, Todd Nelson, and Steve Weeks. Rick Dudley is promoted to general manager and Don Waddell is promoted to team president.

**June 24, 2010:** Craig Ramsay named the fifth head coach in team history.

**July 8, 2010:** John Torchetti named associate coach.

**July 12, 2010:** Mike Stothers named assistant coach.

### PLAYOFF RESULTS

#### 2007 EASTERN CONFERENCE QUARTERFINALS

GM	DATE	OPPONENT	RESULT	GWG	GOALTENDERS	ATTEN.
1	4/12	NY Rangers	L 3-4	Nylander	Lehtonen/Lundqvist	18,857
2	4/14	NY Rangers	L 1-2	Shanahan	Hedberg/Lundqvist	18,803
3	4/17	at NY Rangers	L 0-7	Nylander	Lehtonen/Lundqvist	18,200
4	4/18	at NY Rangers	L 2-4	Cullen	Hedberg/Lundqvist	18,200

### PLAYOFF STATISTICS

#### 2007 EASTERN CONFERENCE QUARTERFINALS

PLAYER	GP	ATOI	G	A	PTS	+/-	PIM	PP	SH	GW	S	PCTG
Keith Tkachuk	4	16:32	1	2	3	2	12	0	0	0	11	9.1
Pascal Dupuis	4	20:28	1	2	3	2	4	0	0	0	7	14.3
Ilya Kovalchuk	4	18:42	1	1	2	-1	19	0	0	0	12	8.3
Niclas Havelid	4	24:14	0	2	2	-5	0	0	0	0	4	0.0
Brad Larsen	4	16:56	0	2	2	1	0	0	0	0	4	0.0
Shane Hnidy	4	15:47	1	0	1	-1	0	0	0	0	4	25.0
Eric Belanger	4	16:47	1	0	1	-6	12	1	0	0	3	33.3
Greg de Vries	4	19:17	1	0	1	-2	4	0	0	0	5	20.0
Bobby Holik	4	15:23	0	1	1	0	0	0	0	0	12	0.0
Marian Hossa	4	18:55	0	1	1	-6	6	0	0	0	10	0.0
Andy Sutton	4	17:33	0	0	0	-2	10	0	0	0	4	0.0
Garnet Exelby	4	15:38	0	0	0	-1	6	0	0	0	3	0.0
Jon Sim	4	5:29	0	0	0	-1	0	0	0	0	2	0.0
Eric Boulton	4	5:03	0	0	0	-1	24	0	0	0	1	0.0
Alexei Zhitnik	4	25:20	0	0	0	-4	4	0	0	0	5	0.0
Vyacheslav Kozlov	4	17:33	0	0	0	-6	6	0	0	0	7	0.0
Scott Mellanby	4	13:33	0	0	0	-2	4	0	0	0	4	0.0
Jim Slater	4	5:10	0	0	0	-2	2	0	0	0	1	0.0

GOALTENDER	GP	W	L	EN	SO	GA	AVG.	SA	SV%	G	A	PIM	MINS
Johan Hedberg	2	0	2	0	69	5	2.56	64	.928	0	0	0	117:29
Kari Lehtonen	2	0	2	0	73	11	5.59	62	.849	0	0	0	118:04

### PLAYOFF FIRSTS

<b>Game:</b>	April 12, 2007 vs. NY Rangers (Eastern Conference Quarterfinals, Game One)
<b>Loss:</b>	April 12, 2007 vs. NY Rangers (ATL 3, NYR 4)
<b>Home Loss:</b>	April 12, 2007 vs. NY Rangers (ATL 3, NYR 4)
<b>Road Loss:</b>	April 17, 2007 at NY Rangers (ATL 0, NYR 7)
<b>Lineup:</b>	April 12, 2007 vs. NY Rangers Goalies: Kari Lehtonen and Johan Hedberg Defense: Garnet Exelby, Greg de Vries, Andy Sutton, Niclas Havelid, Shane Hnidy, Alexei Zhitnik Forwards: Keith Tkachuk, Pascal Dupuis, Slava Kozlov, Jon Sim, Bobby Holik, Ilya Kovalchuk, Marian Hossa, Scott Mellanby, Eric Belanger, Jim Slater, Brad Larsen, Eric Boulton
<b>Goal:</b>	Eric Belanger, at 19:01 of the 1st period, April 12, 2007 vs. NY Rangers
<b>Assists:</b>	Niclas Havelid and Keith Tkachuk, at 19:01 of the 1st period, April 12, 2007 vs. NY Rangers
<b>Power play goal:</b>	Eric Belanger, at 19:01 of the 1st period, April 12, 2007 vs. NY Rangers
<b>Penalty:</b>	Andy Sutton, at 16:31 of the 1st period, April 12, 2007 vs. NY Rangers
<b>Power play attempt:</b>	18:42 of the 1st period (Hooking on Michal Rozsival), April 12, 2007 vs. NY Rangers
<b>Multiple-assists game:</b>	Brad Larsen (2A), April 12, 2007 vs. NY Rangers
<b>Multiple-point game:</b>	Brad Larsen (2A), April 12, 2007 vs. NY Rangers
<b>Goalie loss:</b>	Kari Lehtonen, 4-3 April 12, 2007 vs. NY Rangers
<b>Goal allowed:</b>	Kari Lehtonen, by Jaromir Jagr at 12:50 of the 1st period, April 12, 2007 vs. NY Rangers

### TEAM RECORDS

Most wins, season:	-
Most wins, home, season:	-
Most wins, road, season:	-
Fewest wins, season:	-
Fewest wins, home, season:	-
Fewest wins, road, season:	-

### Goals

Most goals, season:	6, 2007
Most goals, series:	6, 2007 CQF vs. NY Rangers
Most goals, game:	3, 4/12/07 vs. NY Rangers
Most goals, home game:	3, 4/12/07 vs. NY Rangers
Most goals, road game:	2, 4/18/07 at NY Rangers
Most goals, one period:	1 (6x), last – 4/18/07 at NY Rangers (2nd Per.)
Most goals, first period:	1 (2x), last – 4/18/07 at NY Rangers
Most goals, second period:	1 (2x), last – 4/18/07 at NY Rangers
Most goals, third period:	1, 4/14/07 vs. NY Rangers
Most goals allowed, season:	17, 2007
Most goals allowed, series:	17, 2007 CQF vs. NY Rangers
Most goals allowed, game:	7, 4/17/07 at NY Rangers
Most goals allowed, home game:	4, 4/12/07 vs. NY Rangers
Most goals allowed, road game:	7, 4/17/07 at NY Rangers
Most goals allowed, one period:	3, 4/17/07 at NY Rangers (first period)
Most goals allowed, first period:	3, 4/17/07 at NY Rangers
Most goals allowed, second period:	2 (2x), last – 4/17/07 at NY Rangers
Most goals allowed, third period:	2 (2x), last – 4/18/07 at NY Rangers
Most goals, season, both teams:	23, 2007
Most goals, series, both teams:	23, 2007 CQF vs. NY Rangers
Most goals, game, both teams:	7 (2x), last – 4/17/07, Atlanta 0 at NY Rangers 7
Most goals, one period, both teams:	3 (2x), last – 4/17/07, Atlanta 0 at NY Rangers 3 (1st per.)
Most goals, first period, both teams:	3, 4/17/07, Atlanta 0 at NY Rangers 3
Most goals, second period, both teams:	3, 4/12/07, Atlanta 1 vs. New York Rangers 2
Most goals, third period, both teams:	2 (3x), last – 4/18/07, Atlanta 0 at NY Rangers 2
Most consecutive goals:	-
Most consecutive goals allowed:	7, 4/17/07 at NY Rangers
Largest margin of victory:	-
Largest margin of victory, home game:	-
Largest margin of victory, road game:	-
Largest margin of defeat:	7, 4/17/07 at New York Rangers (7-0)
Largest margin of defeat, home game:	1 (2x), last – 4/14/07 vs. New York Rangers (2-1)
Largest margin of defeat, road game:	7, 4/17/07 at New York Rangers (7-0)

### Power Play

Most power play goals, season:	1, 2007
Most power play goals, series:	1, 2007 CQF vs. NY Rangers
Most power play goals, game:	1, 4/12/07 vs. NY Rangers
Most power play goals, one period:	1, 4/12/07 vs. NY Rangers (1st Per.)
Most power play goals, first period:	1, 4/12/07 vs. NY Rangers
Most power play goals, second period:	-
Most power play goals, third period:	-
Most power play chances, game:	6, 4/14/07 vs. NY Rangers
Most power play chances, home game:	6, 4/14/07 vs. NY Rangers
Most power play chances, road game:	5, 4/17/07 at NY Rangers
Most power play chances without a goal, game:	6, 4/14/07 vs. NY Rangers
Most power play goals allowed, season:	5, 2007
Most power play goals allowed, series:	5, 2007 CQF vs. NY Rangers
Most power play goals allowed, game:	3, 4/17/07 at NY Rangers
Most power play goals allowed, one period:	2, 4/17/07 at NY Rangers (3rd Per.)



### Power Play (cont.)

Most power play goals allowed, first period:	1 (2x), last – 4/18/07 at NY Rangers
Most power play goals allowed, second period:	1, 4/17/07 at NY Rangers
Most power play goals allowed, third period:	2, 4/17/07 at NY Rangers
Most power play chances allowed:	9, 4/17/07 at NY Rangers
Most power play chances allowed, home game:	6, 4/14/07 vs. NY Rangers
Most power play chances allowed, road game:	9, 4/17/07 at NY Rangers

### Points

Most points, season:	17, 2007 (6G, 11A)
Most points, series:	17, 2007 CQF vs. NY Rangers (6G, 11A)
Most points, game:	9, 4/12/07 vs. NY Rangers (3G, 6A)
Most points, home game:	9, 4/12/07 vs. NY Rangers (3G, 6A)
Most points, road game:	6, 4/18/07 at NY Rangers (2G, 4A)
Most points, one period:	3 (5x), last – 4/18/07 at NY Rangers (1G, 2A – 3rd Per.)
Most points, first period:	3 (2x, last – 4/18/08 at NY Rangers (1G, 2A)
Most points, second period:	3 (2x), last – 4/18/07 at NY Rangers (1G, 2A)
Most points, third period:	3, 4/12/07 vs. NY Rangers (1G, 2A)
Most points allowed, season:	48, 2007 (17G, 31A)
Most points allowed, series:	48, 2007 CQF vs. NY Rangers (17G, 31A)
Most points allowed, game:	21, 4/17/07 at NY Rangers (7G, 14A)
Most points allowed, home game:	12, 4/17/07 vs. NY Rangers (4G, 8A)
Most points allowed, road game:	21, 4/17/07 at NY Rangers (7G, 14A)
Most points allowed, period:	9, 4/17/07 at NY Rangers (3G, 6A - 1st Per.)
Most points, series, both teams:	65, 2007 CQF vs. NY Rangers
Most points, game, both teams:	21 (2x), last – 4/17/07 at NY Rangers (7G, 14A)
Most points, home game, both teams:	21, 4/12/07 vs. NY Rangers (7G, 14A)
Most points, road game, both teams:	21, 4/17/07 at NY Rangers (7G, 14A)
Most points, one period, both teams:	9 (2x), last – 4/17/07 at NY Rangers (3G, 6A - 1st Per.)

### Assists

Most assists, season:	11, 2007
Most assists, series:	11, 2007 CQF vs. NY Rangers
Most assists, game:	6, 4/12/07 vs. NY Rangers
Most assists, home game:	6, 4/12/07 vs. NY Rangers
Most assists, road game:	4, 4/18/07 at NY Rangers
Most assists, one period:	2 (5x), last – 4/18/07 at NY Rangers (2nd Per.)
Most assists, first period:	2 (2x), last – 4/18/07 at NY Rangers
Most assists, second period:	2 (2x), last – 4/18/07 at NY Rangers
Most assists, third period:	2, 4/12/07 vs. NY Rangers
Most assists allowed, season:	31, 2007
Most assists allowed, series:	31, 2007 CQF vs. NY Rangers
Most assists allowed, game:	6, 4/12/07 vs. NY Rangers
Most assists allowed, home game:	6, 4/12/07 vs. NY Rangers
Most assists allowed, road game:	4, 4/18/07 at NY Rangers
Most assists allowed, one period:	2 (5x), last – 4/18/07 at NY Rangers (2nd Per.)
Most assists, series, both teams:	42, 2007 CQF vs. NY Rangers
Most assists, game, both teams:	14 (2x), last – 4/17/07 at NY Rangers
Most assists, home game, both teams:	14, 4/12/07 vs. NY Rangers
Most assists, road game both teams:	14, 4/17/07 at NY Rangers
Most assists, one period both teams:	6 (3x), last – 4/17/07 at NY Rangers (1st Per.)

### Shots

Most shots, season:	99, 2007
Most shot, series:	99, 2007 CQF vs. NY Rangers
Most shots, game:	28, 4/14/07 vs. NY Rangers
Most shots, home game:	28, 4/14/07 vs. NY Rangers
Most shots, road game:	26, 4/18/07 at NY Rangers
Most shots, one period:	12, 4/14/07 vs. NY Rangers (3rd Per.)
Most shots, first period:	10, 4/18/07 at NY Rangers

# THRASHERS TEAM HISTORY

## PLAYOFF HISTORY

### Shots (cont.)

Most shots, second period:	11, 4/17/07 at NY Rangers
Most shots, third period:	12, 4/14/07 vs. NY Rangers
Most shots, overtime:	-
Most shots allowed, season:	143, 2007
Most shots allowed, series:	143, 2007 CQF vs. NY Rangers
Most shots allowed, game:	39, 4/14/07 vs. NY Rangers
Most shots allowed, home game:	39, 4/14/07 vs. NY Rangers
Most shots allowed, road game:	35, 4/17/07 at NY Rangers
Most shots allowed, one period:	17, 4/12/07 vs. NY Rangers (2nd Per.)
Most shots allowed, first period:	13 (2x), last – 4/17/07 at NY Rangers
Most shots allowed, second period:	17, 4/12/07 vs. NY Rangers
Most shots allowed, third period:	15, 4/14/07 vs. NY Rangers
Most shots allowed, overtime:	-
Most shots, series, both teams:	242, 2007 CQF vs. NY Rangers
Most shots, game, both teams:	67, 4/14/07 vs. NY Rangers (39, ATL 28, NYR 39)
Most shots, home game, both teams:	67, 4/14/07 vs. NY Rangers (ATL 28, NYR 39)
Most shots, road game, both teams:	57, 4/18/07 at NY Rangers (ATL 26, NYR 31)
Most shots, one period, both teams:	27 (2x), last – 4/14/07 vs. NY Rangers (ATL 12, NYR 15, 3rd Per.)
Most shots, first period, both teams:	21, 4/12/07 vs. NY Rangers (ATL 8, NYR 13)
Most shots, second period, both teams:	27, 4/12/07 vs. NY Rangers (ATL 10, NYR 17)
Most shots, third period, both teams:	27, 4/14/07 vs. NY Rangers (ATL 12, NYR 15)
Most shots, overtime, both teams:	-
Largest margin outshooting opponent, game:	-
Largest margin outshooting opponent, home game:	-
Largest margin outshooting opponent, road game:	-
Largest margin outshooting opponent, one period:	2, 4/18/07 at NY Rangers (ATL 10, NYR 8, 3rd Per.)
Largest margin outshot by opponent, game:	14 (2x), last – 4/17/07 at NY Rangers (ATL 21, NYR 35)
Largest margin outshot by opponent, home game:	14, 4/12/07 vs. NY Rangers (ATL 24, NYR 38)
Largest margin outshot by opponent, road game:	14, 4/17/07 at NY Rangers (ATL 21, NYR 35)
Largest margin outshot by opponent, one period:	7, 4/12/07 vs. NY Rangers (ATL 10, NYR 17, 2nd Per.)
Fewest shots, season:	99, 2007
Fewest shots, series:	99, 2007 CQF vs. NY Rangers
Fewest shots, game:	21, 4/17/07 at NY Rangers
Fewest shots, one period:	3, 4/17/07 at NY Rangers (3rd Per.)
Fewest shots, first period:	7, 4/17/07 at NY Rangers
Fewest shots, second period:	8, 4/14/07 vs. NY Rangers
Fewest shots, third period:	3, 4/17/07 at NY Rangers
Fewest shots allowed, season:	143, 2007
Fewest shots allowed, series:	143, 2007 CQF vs. NY Rangers
Fewest shots allowed, game:	31, 4/18/07 at NY Rangers
Fewest shots allowed, one period:	8 (2x), last – 4/18/07 at NY Rangers (1st Per.)
Fewest shots allowed, first period:	8, 4/18/07 at NY Rangers
Fewest shots allowed, second period:	11, 4/18/07 at NY Rangers
Fewest shots allowed, third period:	8, 4/12/07 vs. NY Rangers
Fewest shots, series, both teams:	
Fewest shots, game, both teams:	56, 4/17/07 at NY Rangers (ATL 21, NYR 35)
Fewest shots, one period, both teams:	12, 4/17/07 at NY Rangers (ATL 3, NYR 9, 3rd Per.)
Fewest shots, first period, both teams:	18 (2x), last – 4/18/07 at NY Rangers (ATL 10, NYR 8)
Fewest shots, second period, both teams:	21, 4/18/07 at NY Rangers (ATL 10, NYR 11)
Fewest shots, third period, both teams:	12, 4/17/07 at NY Rangers (ATL 3, NYR 9)

### Penalties

<b>Most penalties, season:</b>	36, 2007
<b>Most penalties, series:</b>	36, 2007 CQF vs. NY Rangers
<b>Most penalties, game:</b>	18, 4/17/07 at NY Rangers
<b>Most penalties, period:</b>	11, 4/17/07 at NY Rangers (3rd Per.)
<b>Most penalties, series, opponent:</b>	25, 2007 CQF vs. NY Rangers
<b>Most penalties, game, opponent:</b>	12, 4/17/07 at NY Rangers
<b>Most penalties, period, opponent:</b>	6, 4/17/07 at NY Rangers (3rd Per.)
<b>Most penalties, series, both teams:</b>	61, 2007 CQF vs. NY Rangers
<b>Most penalties, game, both teams:</b>	30, 4/17/07 at NY Rangers
<b>Most penalties, period, both teams:</b>	17, 4/17/07 at NY Rangers (ATL 11, NYR 6, 3rd Per.)
<b>Most penalty minutes, season:</b>	115, 2007
<b>Most penalty minutes, series:</b>	115, 2007 CQF vs. NY Rangers
<b>Most penalty minutes, game:</b>	79, 4/17/07 at NY Rangers
<b>Most penalty minutes, period:</b>	57, 4/17/07 at NY Rangers (3rd Per.)
<b>Most penalty minutes, series, opponent:</b>	77, 2007 CQF vs. NY Rangers
<b>Most penalty minutes, game, opponent:</b>	51, 4/17/07 at NY Rangers
<b>Most penalty minutes, period, opponent:</b>	31, 4/17/07 at NY Rangers (3rd Per.)
<b>Most penalty minutes, series, both teams:</b>	192, 2007 CQF vs. NY Rangers
<b>Most penalty minutes, game, both teams:</b>	130, 4/17/07 at NY Rangers
<b>Most penalty minutes, period, both teams:</b>	88, 4/17/07 at NY Rangers (3rd Per.)

## INDIVIDUAL RECORDS

---

### Goals

<b>Most goals, career:</b>	1, six players
<b>Most goals, one season:</b>	1, six players in 2007
<b>Most goals, one series:</b>	1, six players in 2007 CQF vs. NY Rangers
<b>Most goals, one game:</b>	1 (6x), last – Greg de Vries on 4/18/07 at NY Rangers
<b>Most goals, one period:</b>	1 (6x), last – Greg de Vries on 4/18/07 at NY Rangers (2nd Per.)

### Power Play Goals

<b>Most power play goals, career:</b>	1, Eric Belanger
<b>Most power play goals, one season:</b>	1, Eric Belanger in 2007
<b>Most power play goals, one series:</b>	1, Eric Belanger in 2007 CQF vs. NY Rangers
<b>Most power play goals, one game:</b>	1, Eric Belanger on 4/12/07 vs. NY Rangers
<b>Most power play goals, one period:</b>	-

### Shorthanded Goals

<b>Most shorthanded goals, career:</b>	-
<b>Most shorthanded goals, one season:</b>	-
<b>Most shorthanded goals, one series:</b>	-
<b>Most shorthanded goals, one game:</b>	-
<b>Most shorthanded goals, one period:</b>	-

### Assists

<b>Most assists, career:</b>	2, four players
<b>Most assists, one season:</b>	2, four players in 2007
<b>Most assists, one series:</b>	2, four players in 2007 CQF vs. NY Rangers
<b>Most assists, one game:</b>	2, Brad Larsen on 4/12/07 vs. NY Rangers
<b>Most assists, one period:</b>	1 (11x), last – Marian Hossa on 4/18/07 at NY Rangers (2nd Per.)

### Points

<b>Most points, career:</b>	3, Pascal Dupuis (1G, 2A), Keith Tkachuk (1G, 2A)
<b>Most points, one season:</b>	3, Pascal Dupuis (1G, 2A), Keith Tkachuk (1G, 2A) in 2007
<b>Most points, one series:</b>	3, Pascal Dupuis (1G, 2A), Keith Tkachuk (1G, 2A) in 2007 CQF vs. NYR
<b>Most points, one game:</b>	2 (2x), last - Pascal Dupuis, 4/12/07 vs. NY Rangers (1G, 1A)
<b>Most points, one period:</b>	1 (16x), last - 4/18/07 at NY Rangers (2nd Per.)

# THRASHERS TEAM HISTORY

## PLAYOFF HISTORY

### Shots

Most shots, career:	12, Bobby Holik, Ilya Kovalchuk
Most shots, one season:	12, Ilya Kovalchuk, Bobby Holik in 2007
Most shots, one series:	12, Ilya Kovalchuk, Bobby Holik in 2007
Most shots, one game:	4 (4x), last – Ilya Kovalchuk on 4/18/07 at NY Rangers
Most shots, one period:	3 (2x), last – Ilya Kovalchuk on 4/18/07 at NY Rangers (3rd Per.)

### Penalty Minutes

Most penalty minutes, career:	24, Eric Boulton
Most penalty minutes, one season:	24, Eric Boulton in 2007
Most penalty minutes, one series:	24, Eric Boulton in 2007 CQF vs. NY Rangers
Most penalty minutes, game:	22, Eric Boulton on 4/17/07 at NY Rangers
Most penalty minutes, one period:	17, Ilya Kovalchuk on 4/17/07 at NY Rangers (2nd Per.)

## GOALTENDER RECORDS

### Games Played

Most games played, career:	2, Kari Lehtonen, Johan Hedberg
Most games played, one season:	2, Kari Lehtonen, Johan Hedberg in 2007
Most games, one series:	2, Kari Lehtonen, Johan Hedberg in 2007 CQF vs. NY Rangers

### Wins

Most wins, career:	-
Most wins, one season:	-
Most wins, one series:	-

### Minutes

Most minutes, career:	118, Kari Lehtonen
Most minutes, one season:	118, Kari Lehtonen in 2007
Most minutes, one series:	118, Kari Lehtonen in 2007 CQF vs. NY Rangers

### Shutouts

Most shutouts, career:	-
Most shutouts, season:	-
Most shutouts, series:	-
Longest shutout streak:	-

### Saves/Saves/Goals Against

Most shots against, career:	73, Kari Lehtonen
Most shots against, season:	73, Kari Lehtonen in 2007
Most shots against, series:	73, Kari Lehtonen in 2007 CQF vs. NY Rangers
Most shots against, game:	39, Johan Hedberg on 4/14/07 vs. NY Rangers
Most shots against, period:	17, Kari Lehtonen on 4/12/07 vs. NY Rangers (2nd Per.)

Most saves, career:	64, Johan Hedberg
Most saves, season:	64, Johan Hedberg in 2007
Most saves, series:	64, Johan Hedberg in 2007 CQF vs. NY Rangers
Most saves, game:	37, Johan Hedberg on 4/14/07 vs. NY Rangers
Most saves, period:	15, Kari Lehtonen on 4/12/07 vs. NY Rangers (2nd Per.)

Most goals against, career:	11, Kari Lehtonen
Most goals against, season:	11, Kari Lehtonen in 2007
Most goals against, series:	11, Kari Lehtonen in 2007 CQF vs. NY Rangers

Highest save percentage, career:	.928, Johan Hedberg
Highest save percentage, season:	.928, Johan Hedberg in 2007
High save percentage, series:	.928, Johan Hedberg in 2007 CQF vs. NY Rangers

Lowest goals-against average, career:	2.56, Johan Hedberg
Lowest goals-against average, season:	2.56, Johan Hedberg in 2007
Lowest goals-against average, series:	2.56, Johan Hedberg in 2007 CQF vs. NY Rangers

# THRASHERS TEAM HISTORY

## ALL-TIME PLAYER REGISTER

PLAYER	POS.	NO.	SEASON(S)	REGULAR SEASON						PLAYOFFS				
				GP	G	A	PTS	PIM	GP	G	A	PTS	PIM	
<b>Abid, Ramzi</b>	LW	24	2005-06	6	0	2	2	6	-	-	-	-	-	
Signed as a free agent on Aug. 8, 2005. Became a free agent on July 1, 2006.														
<b>Adams, Bryan</b>	LW	26	1999-00 to 2001-02	11	0	1	1	2	-	-	-	-	-	
Signed as a free agent on July 1, 1999. Became a free agent on July 1, 2002.														
<b>Afinogenov, Maxim</b>	RW	61	2009-10	82	24	37	61	46	-	-	-	-	-	
Signed as a free agent on September 17, 2009. Became a free agent on July 1, 2010.														
<b>Antropov, Nik</b>	C	80	2009-10 to Current	76	24	43	67	44	-	-	-	-	-	
Signed as an unrestricted free agent on July 2, 2009.														
<b>Armstrong, Colby</b>	RW	19	2007-08 to 2009-10	179	41	39	80	142	-	-	-	-	-	
Acquired with Eric Christensen, the rights to Angelo Esposito and a first-round selection (Daultan Leveille) in the 2008 NHL Entry Draft from Pittsburgh for Marian Hossa and Pascal Dupuis on Feb. 26, 2008. Became a free agent on July 1, 2010														
<b>Artyukhin, Evgeny</b>	LW	76	2009-10	17	5	2	7	31	-	-	-	-	-	
Acquired from Anaheim for Nathan Oystriick on March 1, 2010.														
<b>Aubin, Serge</b>	LW	10	2003-04 to 2005-06	140	17	32	49	152	-	-	-	-	-	
Claimed from Colorado in NHL Waiver Draft on Oct. 3, 2003. Became a free agent on July 1, 2006.														
<b>Audette, Donald</b>	RW	28	1999-00 to 2000-01	78	39	43	82	76	-	-	-	-	-	
Acquired from Los Angeles with Frantisek Kaberle for Kelly Buchberger and Nelson Emerson on Mar. 13, 2000. Traded to Buffalo for Kamil Piroos and a fourth-round draft selection (later traded to St. Louis, St. Louis selected Igor Valeyev) in the 2001 NHL Entry Draft on Mar. 13, 2001.														
<b>Barney, Scott</b>	RW	47	2005-06	3	0	0	0	0	-	-	-	-	-	
Signed as a free agent on Aug. 8, 2005. Became a free agent on July 1, 2006.														
<b>Bartecko, Lubos</b>	LW	18, 23	2001-02 to 2002-03	108	20	23	43	38	-	-	-	-	-	
Acquired from St. Louis for a fourth-round selection (Igor Valeyev) in the 2001 NHL Entry Draft on June 24, 2001. Became a free agent on July 1, 2003.														
<b>Belanger, Eric</b>	C	22	2006-07	24	9	6	15	12	4	1	0	1	12	
Acquired from Nashville for Vitaly Vishnevski on Feb 10, 2007. Became a free agent on July 1, 2007.														
<b>Bergfors, Niclas</b>	LW	18	2009-10 to Current	27	8	9	17	0	-	-	-	-	-	
Acquired from New Jersey with Johnny Oduya and Patrice Cormier and a First- and Second-Round Selection in the 2010 NHL Draft (both picks were later traded to the Chicago Blackhawks for forwards Dustin Byfuglien, Ben Eager, Akim Aliu and defenseman Brent Sopel) from New Jersey in exchange for Black Hawk Ilya Kovalchuk, D Anssi Salmela and Second-Round Selection in the 2010 NHL Entry Draft on February 4, 2010.														
<b>Bertrand, Eric</b>	LW	22	1999-00	8	0	0	0	4	-	-	-	-	-	
Acquired from New Jersey with Wes Mason for Sylvain Cloutier and Jeff Williams on Nov. 1, 1999. Traded to Philadelphia for Brian Wesenberg on Dec. 7, 1999.														
<b>Blatney, Zdenek</b>	LW	49	2003-04	20	3	0	3	6	-	-	-	-	-	
Selected in the third round, 68th overall, in 1999 NHL Entry Draft. Became a free agent on July 1, 2004.														
<b>Bogosian, Zach</b>	D	4	2008-09 to Current	128	19	23	42	108	-	-	-	-	-	
Selected in the first round, third overall, in the 2008 NHL Entry Draft.														
<b>Bondra, Peter</b>	RW	12	2005-06	60	21	18	39	40	-	-	-	-	-	
Signed as a free agent on Sept. 18, 2005. Became a free agent on July 1, 2006.														
<b>Boterill, Jason</b>	LW	20, 18	1999-00	25	1	4	5	17	-	-	-	-	-	
Acquired from Dallas for Jamie Pushor on July 15, 1999. Traded to Calgary with Darryl Shannon for Hnat Domenichelli and Dmitri Vlasenkov on Feb. 11, 2000.														
<b>Boulton, Eric</b>	LW	36	2005-06 to Current	308	16	30	46	552	4	0	0	0	24	
Signed as a free agent on Aug. 8, 2005.														
<b>Brennan, Kip</b>	LW	39	2003-04	5	0	0	0	17	-	-	-	-	-	
Acquired from Los Angeles for Jeff Cowan on Mar. 9, 2004. Traded to Anaheim for Mark Popovic on Aug. 25, 2005.														
<b>Brunette, Andrew</b>	LW	15	1999-00	158	38	71	109	56	-	-	-	-	-	
Acquired from Nashville for a fifth-round selection (Matt Hendricks) in the 2000 NHL Entry Draft on June 21, 1999. Became a free agent on July 1, 2001.														
<b>Buchberger, Kelly</b>	LW	16	1999-00	68	5	12	17	139	-	-	-	-	-	
Selected from Edmonton in Expansion Draft on June 25, 1999. Traded to Los Angeles with Nelson Emerson for Donald Audette and Frantisek Kaberle on Mar. 13, 2000.														
<b>Burt, Adam</b>	D	7	2000-01	27	0	2	2	27	-	-	-	-	-	
Signed as a free agent on July 14, 2000. Retired following 2001-02 season.														
<b>Butsayev, Yuri</b>	RW	10	2001-02	24	4	0	4	12	-	-	-	-	-	
Acquired from Detroit with a third-round selection (later traded to Columbus, Columbus selected Jeff Genovoy) in the 2002 NHL Entry Draft for Jiri Slegl on Mar. 19, 2002. Became a free agent on July 1, 2003.														
<b>Buzek, Petr</b>	D	2	1999-00 to 2001-02	77	5	14	19	62	-	-	-	-	-	
Selected from Dallas in Expansion Draft on June 25, 1999. Traded to Calgary with a sixth-round selection (Adam Pardy) in the 2004 NHL Entry Draft for Jeff Cowan and Kurtis Foster on Dec. 18, 2001.														
<b>Chelios, Chris</b>	D	24	2009-10	7	0	0	0	0	-	-	-	-	-	
Signed as an unrestricted free agent on Mar. 2, 2010. Became a free agent on July 1, 2010.														
<b>Christensen, Erik</b>	C	9	2007-08 to 2008-09	57	7	16	23	16	-	-	-	-	-	
Acquired with Colby Armstrong, the rights to Angelo Esposito and a first-round selection (Daultan Leveille) in the 2008 NHL Entry Draft from Pittsburgh for Marian Hossa and Pascal Dupuis on Feb. 26, 2008. Traded to Anaheim for the rights to Eric O'Dell on March 4, 2009.														
<b>Clark, Brett</b>	D	23	1999-00 to 2001-02	44	1	3	4	18	-	-	-	-	-	
Selected from Montreal in Expansion Draft on June 25, 1999. Traded to Colorado for Frederic Cassivi on Jan. 24, 2002.														

# THRASHERS TEAM HISTORY

## ALL-TIME PLAYER REGISTER

PLAYER	POS.	NO.	SEASON(S)	REGULAR SEASON					PLAYOFFS				
				GP	G	A	PTS	PIM	GP	G	A	PTS	PIM
<b>Coburn, Braydon</b>	D	38	2005-06 to 2006-07	38	0	5	5	34	-	-	-	-	-
Selected in first round, eighth overall, in 2003 NHL Entry Draft. Traded to Philadelphia for Alexei Zhitnik on Feb. 24, 2007.													
<b>Corkum, Bob</b>	C	27	2001-02	65	3	4	7	16	-	-	-	-	-
Signed as an unrestricted free agent on July 16, 2001. Traded to Buffalo for a fifth-round selection (Paul Flache) in the 2002 NHL Entry Draft on Mar. 19, 2002.													
<b>Corso, Daniel</b>	C	41	2003-04	7	0	1	1	0	-	-	-	-	-
Acquired from Ottawa for Brad Tapper on Jan. 6, 2004. Became a free agent on July 1, 2004.													
<b>Cowan, Jeff</b>	LW	16	2001-02 to 2003-04	162	16	21	37	233	-	-	-	-	-
Acquired from Calgary with Kurtis Foster for Petr Buzek and a sixth-round selection (Adam Pardy) in the 2004 NHL Entry Draft on Dec. 18, 2001. Traded to Los Angeles for Kip Brennan on Mar. 9, 2004.													
<b>Crabb, Joey</b>	RW	42	2008-09 to 2009-10	29	4	5	9	28	-	-	-	-	-
Signed as an unrestricted free agent on Aug. 31, 2006. Traded to the Chicago Blackhawks with Marty Reasoner and Jeremy Morin and a first and second round pick in exchange for Dustin Byfuglien, Ben Eager, Brent Sopel and Akim Aliu.													
<b>Dean, Kevin</b>	D	28	1999-00	23	1	0	1	14	-	-	-	-	-
Selected from New Jersey in Expansion Draft on June 25, 1999. Traded to Dallas for a ninth-round selection (Mark McRae) in the 2000 NHL Entry Draft on Dec. 15, 1999.													
<b>De Vries, Greg</b>	D	7	2005-06 to 2006-07	164	10	49	59	142	4	1	0	1	4
Acquired from Ottawa with Marian Hossa for Dany Heatley on Aug. 23, 2005. Became a free agent on July 1, 2007.													
<b>DiPenta, Joe</b>	D	50	2002-03	3	1	1	2	0	-	-	-	-	-
Acquired from Philadelphia for Jarrod Skalde on Mar. 4, 2002. Became a free agent on July 1, 2003.													
<b>Doell, Kevin</b>	C	45	2007-08	8	0	1	1	4	-	-	-	-	-
Signed as a free agent on June 30, 2004. Became a free agent on July 1, 2008.													
<b>Domenichelli, Hnat</b>	LW	9	1999-00 to 2001-02	130	29	32	61	56	-	-	-	-	-
Acquired from Calgary with Dmitri Vlasenkov for Darryl Shannon and Jason Botterill on Feb. 11, 2000. Traded to Minnesota for Andy Sutton on Jan. 22, 2002.													
<b>Donovan, Shean</b>	RW	12, 22	1999-00 to 2001-02	144	22	24	46	105	-	-	-	-	-
Acquired from Colorado for Rick Tabaracci on Dec. 8, 1999. Claimed on waivers by Pittsburgh on Mar. 15, 2002.													
<b>Dupuis, Pascal</b>	RW	9	2006-07 to 2007-08	79	13	7	20	28	4	1	2	3	4
Acquired from NY Rangers with a third-round selection (later traded to Pittsburgh, Pittsburgh selected Robert Bortuzzo) in the 2007 Entry Draft for Alex Bourret. Traded to Pittsburgh with Marian Hossa for Colby Armstrong, Erik Christensen, the rights to Angelo Esposito and a first-round selection (Daultan Leveille) in the 2008 NHL Entry Draft on Feb. 26, 2008.													
<b>Emerson, Nelson</b>	RW	19	1999-00	58	14	19	33	47	-	-	-	-	-
Signed as an unrestricted free agent on Aug. 3, 1999. Traded to Los Angeles with Kelly Buchberger for Donald Audette and Frantisek Kaberle on Mar. 13, 2000.													
<b>Enstrom, Tobias</b>	D	39	2007-08 to Current	246	16	104	120	124	-	-	-	-	-
Selected in the eighth round, 239th overall, in the 2003 NHL Entry Draft.													
<b>Exelby, Garnet</b>	D	2	2002-03 to 2008-09	357	6	40	46	511	4	0	0	0	6
Selected in the eighth round, 217th overall, in the 1999 NHL Entry Draft. Traded to Toronto with Colin Stuart for Pavel Kubina and Tim Stapleton on July 1, 2009.													
<b>Farkas, Jeff</b>	RW	28	2002-03	3	0	0	0	0	-	-	-	-	-
Acquired from Vancouver for Chris Herperger and Chris Nielsen on Jan. 20, 2003. Retired following the 2002-03 season.													
<b>Fata, Rico</b>	C	14	2005-06	6	0	1	1	4	-	-	-	-	-
Claimed on waivers from Pittsburgh on Jan. 31, 2006. Claimed on waivers by Washington on March 9, 2006.													
<b>Ferraro, Ray</b>	C	21	1999-00 to 2001-02	223	56	91	147	245	-	-	-	-	-
Signed as an unrestricted free agent on Aug. 9, 1999. Traded to St. Louis for a fifth-round selection (later traded to Florida, Florida selected Vince Bellissimo) in the 2002 NHL Entry Draft on Mar. 18, 2002.													
<b>Foster, Kurtis</b>	D	47	2002-03 to 2003-04	5	0	1	1	0	-	-	-	-	-
Acquired from Calgary with Jeff Cowan for Petr Buzek and a sixth-round selection (Jeff Pardy) in the 2004 NHL Entry Draft on Dec. 18, 2001. Traded to Anaheim for Niclas Havelid on June 26, 2004.													
<b>Galanov, Maxim</b>	D	33	1999-00	40	4	3	7	20	-	-	-	-	-
Selected from Pittsburgh in Expansion Draft on June 25, 1999. Became a free agent on July 1, 2000.													
<b>Gamache, Simon</b>	LW	41	2002-03 to 2003-04	4	0	1	1	2	-	-	-	-	-
Selected in ninth round, 290th overall, in the 2000 NHL Entry Draft. Traded to Nashville with Kirill Safronov for Tomas Kloucek and Ben Simon on Dec. 2, 2003.													
<b>Garpenlov, Johan</b>	LW	29	1999-00	73	2	14	16	31	-	-	-	-	-
Selected from Florida in Expansion Draft on June 25, 1999. Became a free agent on July 1, 2000.													
<b>Grand-Pierre, J-Luc</b>	D	39	2003-04	27	2	2	4	26	-	-	-	-	-
Acquired from Columbus for future considerations on Dec. 31, 2003. Claimed on waivers by Washington on Mar. 9, 2004.													
<b>Guolla, Steve</b>	C	12	1999-00 to 2000-01	83	16	25	41	27	-	-	-	-	-
Claimed on waivers from Tampa Bay on Mar. 1, 2000. Became a free agent on July 1, 2001.													
<b>Hainsey, Ron</b>	D	6	2008-09 to Current	161	11	54	65	71	-	-	-	-	-
Signed as an unrestricted free agent on July 2, 2008.													
<b>Hamel, Denis</b>	LW	12	2006-07	3	1	0	1	0	-	-	-	-	-
Claimed on waivers from Ottawa on Feb. 10, 2007. Claimed on waivers by Philadelphia on Feb. 27, 2007.													
<b>Harlock, David</b>	D	6	1999-00 to 2001-02	128	0	8	8	116	-	-	-	-	-
Selected from the NY Islanders in Expansion Draft on June 25, 1999. Traded to Philadelphia with a third-round selection (Tyler Redenbach) and a seventh-round selection (Joe Pavelski) in the 2002 NHL Entry Draft for Francis Lessard on Mar. 15, 2002.													

# THRASHERS TEAM HISTORY ALL-TIME PLAYER REGISTER

PLAYER	POS.	NO.	SEASON(S)	REGULAR SEASON					PLAYOFFS				
				GP	G	A	PTS	PIM	GP	G	A	PTS	PIM
<b>Hartigan, Mark</b>	C	9, 3	2002-03	23	5	2	7	8	-	-	-	-	-
Signed as an unrestricted free agent on March 27, 2002. Had his contract bought out following 2002-03 season.													
<b>Havelid, Niclas</b>	D	28	2005-06 to 2008-09	303	10	72	82	184	4	0	2	2	0
Acquired from Anaheim for Kurtis Foster on June 26, 2004. Traded to New Jersey with Myles Stoesz for Anssi Salmela on March 2, 2009.													
<b>Haydar, Darren</b>	RW	38	2006-07 to 2007-08	20	1	7	8	2	-	-	-	-	-
Signed as an unrestricted free agent on July 4, 2006. Became a free agent on July 1, 2008.													
<b>Heatley, Dany</b>	RW	15	2001-02 to 2003-04	190	80	101	181	132	-	-	-	-	-
Selected in first round, second overall, in the 2000 NHL Entry Draft. Traded to Ottawa for Greg de Vries and Marian Hossa on Aug. 23, 2005.													
<b>Heins, Shawn</b>	D	6	2003-04	17	0	4	4	16	-	-	-	-	-
Signed as an unrestricted free agent on Sept. 10, 2003. Claimed on waivers by the NY Rangers on Sept. 30, 2003. Claimed from the NY Rangers in NHL Waiver Draft on Oct. 3, 2003. Became a free agent on July 1, 2004.													
<b>Herperger, Chris</b>	LW	7	2002-03	27	4	1	5	7	-	-	-	-	-
Signed as a free agent on July 31, 2002. Traded to Vancouver with Chris Nielsen for Jeff Farkas on Jan. 20, 2003.													
<b>Hnidý, Shane</b>	D	34	2005-06 to 2006-07	138	5	10	15	99	4	1	0	1	0
Acquired from Nashville for a fourth-round selection (Niko Snellman) in the 2006 NHL Entry Draft on July 30, 2005. Became a free agent on July 1, 2007.													
<b>Holik, Bobby</b>	C	16	2005-06 to 2007-08	228	41	55	96	255	4	0	1	1	0
Signed as a free agent on Aug. 2, 2005. Became a free agent on July 1, 2008.													
<b>Hossa, Marian</b>	RW	18	2005-06 to 2007-08	222	108	140	248	172	4	0	1	1	6
Acquired with Greg de Vries from Ottawa for Dany Heatley on Aug. 23, 2005. Traded to Pittsburgh with Pascal Dupuis for Colby Armstrong, Erik Christensen, the rights to Angelo Esposito and a first-round selection (Daultan Leveille) in the 2008 NHL Entry Draft on Feb. 26, 2008.													
<b>Hordichuk, Darcy</b>	LW	10, 29	2000-01 to 2001-02	44	1	1	2	165	-	-	-	-	-
Selected in the 6th round, 180th overall, in the 2000 NHL Entry Draft. Traded to Phoenix with a fourth-round selection (Lance Morych) and a fifth-round selection (John Zeiler) in the 2002 NHL Entry Draft for Kirill Safronov, Ruslan Zainullin and a fourth-round selection (Pat Dwyer) in the 2002 NHL Entry Draft on Mar. 19, 2002.													
<b>Hrkac, Tony</b>	C	12	2001-02 to 2002-03	160	27	43	70	26	-	-	-	-	-
Signed as an unrestricted free agent on July 16, 2001. Became a free agent on July 1, 2003.													
<b>Johnson, Matt</b>	LW	17	1999-00	64	2	5	7	144	-	-	-	-	-
Selected from Los Angeles in Expansion Draft on June 25, 1999. Traded to Minnesota for a third-round selection (later traded to Pittsburgh then to Dallas, Dallas selected Yared Hagos) in the 2001 NHL Entry Draft on Sept. 29, 2001													
<b>Joseph, Chris</b>	D	3	2000-01	19	0	3	3	20	-	-	-	-	-
Claimed on waivers from Phoenix. Became a free agent on July 1, 2001.													
<b>Kaberle, Frantisek</b>	D	8	1999-00 to 2003-04	272	20	82	102	110	-	-	-	-	-
Acquired from Los Angeles with Donald Audette for Kelly Buchberger and Nelson Emerson on Mar. 13, 2000. Became a free agent on July 1, 2004.													
<b>Kallio, Tomi</b>	RW	14	2000-01 to 2002-03	121	22	29	51	38	-	-	-	-	-
Selected from Colorado in the Expansion Draft on June 25, 1999. Traded to Columbus with Pauli Levokari for Chris Nielsen and Petteri Nummelin on Dec. 2, 2002.													
<b>Kane, Evander</b>	LW	9	2009-10 to Current	66	14	12	26	62	-	-	-	-	-
Selected in the first round, fourth overall, in the 2009 NHL Entry Draft.													
<b>Kapanen, Niko</b>	C	39	2006-07	60	4	9	13	20	-	-	-	-	-
Acquired from Dallas with a seventh-round selection (Will O'Neill) in the 2006 NHL Entry Draft for Patrik Stefan and Jaroslav Modry on June 24, 2006. Claimed on waivers by Phoenix on Feb. 27, 2007.													
<b>Karlsson, Andreas</b>	C	24	1999-00 to 2001-02	154	11	27	38	50	-	-	-	-	-
Acquired from Calgary for future considerations on June 25, 1999. Became a free agent on July 1, 2002.													
<b>Kinnear, Gordie</b>	D	28	1999-00	4	0	0	0	13	-	-	-	-	-
Signed as an unrestricted free agent on Aug. 12, 1999. Traded to New Jersey for future considerations on Nov. 6, 2000.													
<b>Klee, Ken</b>	D	22	2007-08	72	1	9	10	60	-	-	-	-	-
Signed as an unrestricted free agent on July 2, 2007. Traded to Anaheim with Brad Larsen and Chad Painchaud for Mathieu Schneider on Sept. 26, 2008													
<b>Kloucek, Tomas</b>	D	5	2003-04 to 2005-06	38	0	0	0	27	-	-	-	-	-
Acquired from Nashville with Ben Simon for Simon Gamache and Kirill Safronov on Dec. 2, 2003. Became a free agent on July 1, 2006													
<b>Kohn, Ladislav</b>	LW	17	2000-01	26	3	4	7	44	-	-	-	-	-
Acquired from Anaheim for Sergei Vyshedkevich and Scott Langkow on Feb. 9, 2001. Became a free agent on July 1, 2001.													
<b>Kovalchuk, Ilya</b>	LW	17	2001-02 to 2009-10	594	328	287	615	429	4	1	1	2	19
Selected in the first round, first overall, in the 2001 NHL Entry Draft. Traded to New Jersey with Anssi Salmela on February 4, 2010 in exchange for Johnny Oduya, Patrice Cormier and Niclas Bergfors and a First- and Second-Round Selection in the 2010 NHL Draft (both picks were later traded to the Chicago Blackhawks for forwards Dustin Byfuglien, Ben Eager, Akim Aliu and defenseman Brent Sopel).													
<b>Kozlov, Vyacheslav</b>	LW	13	2002-03 to 2009-10	537	145	271	416	312	4	0	0	0	6
Acquired from Buffalo with a second-round selection (later traded to Columbus, Columbus selected Joakim Lindström) in the 2002 NHL Entry Draft for a second-round selection (Jeff Deslauriers) and a third-round selection (John Adams) in the 2002 NHL Entry Draft on June 22, 2002. Became a free agent on July 1, 2010.													

# THRASHERS TEAM HISTORY

## ALL-TIME PLAYER REGISTER

PLAYER	POS.	NO.	SEASON(S)	REGULAR SEASON				PLAYOFFS						
				GP	G	A	PTS	PIM	GP	G	A	PTS	PIM	
Krog, Jason	C	10	2006-07 to Current	14	1	2	3	10	-	-	-	-	-	-
Signed as a free agent on July 4, 2006. Became a free agent on July 1, 2008. Signed as an unrestricted free agent on July 6, 2009.														
Krupp, Uwe	D	44	2002-03	4	0	0	0	10	-	-	-	-	-	-
Signed as an unrestricted free agent on July 19, 2002. Retired following the 2002-03 season.														
Kubina, Pavel	D	77	2009-10	76	6	32	38	66	-	-	-	-	-	-
Acquired from Toronto for Gamet Exelby and Colin Stuart on July 1, 2009. Became a free agent on July 1, 2010.														
Kulda, Arturs	D	44	2009-10 to Current	4	0	2	2	2	-	-	-	-	-	-
Selected in the seventh round, 200th overall, in the 2003 NHL Entry Draft.														
Kunitz, Chris	LW	24	2005-06	2	0	0	0	2	-	-	-	-	-	-
Claimed on waivers from Anaheim on Oct. 4, 2005. Claimed on waivers by Anaheim on Oct. 18, 2005.														
Kwiatkowski, Joel	D	3	2007-08	18	0	5	5	20	-	-	-	-	-	-
Signed as an unrestricted free agent on Aug. 30, 2007. Became a free agent on July 1, 2008. Signed as a free agent on July 6, 2009.														
Lambert, Denny	LW	10, 27	1999-00 to 2000-01	140	6	13	19	434	-	-	-	-	-	-
Acquired from Nashville for Randy Robitaille on Aug. 16, 1999. Traded to Anaheim for future considerations on July 2, 2001.														
Larsen, Brad	LW	29	2003-04 to 2007-08	202	15	17	32	74	4	0	2	2	0	
Claimed on waivers from Colorado on Feb. 25, 2004. Traded to Anaheim with Ken Klee and Chad Painchaud for Mathieu Schneider on Sept. 26, 2008.														
LaVallee, Jordan	LW	50	2007-08 to 2009-10	4	1	1	2	0	-	-	-	-	-	-
Selected in the fourth round, 113th overall, in the 2005 NHL Entry Draft. Traded to Columbus on October 8, 2009.														
Lehman, Scott	D	51	2008-09 to Current	1	0	0	0	0	-	-	-	-	-	-
Selected in the third round, 76th overall, in the 2004 NHL Entry Draft.														
Lessard, Francis	RW	20, 22	2001-02 to 2005-06	91	1	3	4	268	-	-	-	-	-	-
Acquired from Philadelphia for David Harlock and a second-round selection (Tyler Redenbach) and a seventh-round selection (Joe Pavelski) in the 2002 NHL Entry Draft on Mar. 15, 2002. Became a free agent on July 1, 2006.														
Lewis, Grant	D	38	2008-09	1	0	0	0	0	-	-	-	-	-	-
Selected in the second round, 40th overall, in the 2004 NHL Entry Draft. Traded for Ian McKenzie on September 1, 2010.														
Lindsay, Bill	LW	12	2003-04	24	0	0	0	25	-	-	-	-	-	-
Signed as an unrestricted free agent on Aug. 25, 2003. Became a free agent on July 1, 2004.														
Little, Bryan	LW	10	2007-08 to Current	206	50	51	101	62	-	-	-	-	-	-
Selected in the first round, 12th overall, in the 2006 NHL Entry Draft.														
MacArthur, Clarke	LW	41	2009-10	21	3	6	9	2	-	-	-	-	-	-
Acquired from Buffalo on March 3, 2010. Became a free agent on July 1, 2010.														
Machacek, Spencer	RW	46	2008-09 to Current	2	0	0	0	0	-	-	-	-	-	-
Selected in the third round, 67th overall, in the 2007 NHL Entry Draft.														
MacKenzie, Derek	C	23, 21	2001-02 to 2006-07	28	0	2	2	20	-	-	-	-	-	-
Selected in fifth round, 128th overall, in the 1999 NHL Entry Draft. Became a free agent on July 1, 2007.														
Majesky, Ivan	D	23	2003-04	63	3	7	10	76	-	-	-	-	-	-
Acquired from Florida for a second-round selection (Kamil Krepis) in the 2003 NHL Entry Draft on June 21, 2003. Became a free agent on July 1, 2004.														
McAlpine, Chris	D	7	1999-00	3	0	0	0	2	-	-	-	-	-	-
Acquired from Tampa Bay for Mikko Kuparainen on Mar. 11, 2000. Became a free agent on July 1, 2000.														
McCarthy, Steve	D	5	2005-06 to 2007-08	117	12	21	33	80	-	-	-	-	-	-
Acquired from Vancouver for a fourth-round selection (later traded back to Atlanta, Atlanta selected Niklas Lucenius) in the 2007 NHL Entry Draft on March 9, 2006. Became a free agent on July 1, 2008.														
McEachern, Shawn	RW	19	2002-03 to 2003-04	128	27	54	81	104	-	-	-	-	-	-
Acquired from Ottawa with a sixth-round selection (Dan Turple) in the 2004 NHL Entry Draft for Brian Pothier on June 29, 2002. Became a free agent on July 1, 2004.														
Mellanby, Scott	RW	19	2005-06 to 2006-07	140	24	46	70	118	4	0	0	0	4	
Signed as a free agent on July 26, 2004. Retired following the 2006-07 season.														
Metropolit, Glen	C	9	2006-07	57	12	16	28	20	-	-	-	-	-	-
Signed as a free agent July 3, 2006. Traded to St. Louis with a first-round selection (later traded to Calgary, Calgary selected Mikael Backlund) and a third-round selection (Brett Sonne) in the 2007 Entry Draft and a second-round selection (Philip McRae) in the 2008 Entry Draft for Keith Tkachuk on Feb. 25, 2007.														
Modry, Jaroslav	D	44	2005-06	79	7	31	38	76	-	-	-	-	-	-
Signed as a free agent on July 1, 2004. Traded to Dallas with Patrik Stefan for Niko Kapanen and a seventh-round selection (Will O'Neill) in the 2006 NHL Entry Draft on June 24, 2006.														
Motzko, Joe	RW	41	2008-09	6	1	0	1	0	-	-	-	-	-	-
Acquired from Washington for Alexandre Giroux on Feb. 26, 2008. Became a free agent on July 1, 2009.														
Murphy, Gord	D	5	1999-00 to 2000-01	85	4	21	25	50	-	-	-	-	-	-
Acquired from Florida with Herbert Vasiljevs, Daniel Tjarnqvist and a sixth-round selection (later traded to Dallas, Dallas selected Justin Cox) on June 25, 1999. Became a free agent on July 1, 2001.														
Ndur, Rumun	D	36	1999-00	27	1	0	1	71	-	-	-	-	-	-
Claimed on waivers from Rangers on Dec. 11, 1999. Became a free agent on July 1, 2000.														
Oduya, Johnny	D	29	2009-10 to Current	27	1	8	9	12	-	-	-	-	-	-
Acquired from New Jersey with Niclas Bergfors and Patrice Cormier and a First- and Second-Round Selection in the 2010 NHL Draft (both picks were later traded to the Chicago Blackhawks for forwards Dustin Byfuglien, Ben Eager, Akim Aliu and defenseman Brent Sopel) from New Jersey in exchange for LW Ilya Kovalchuk, D Anssi Salmela and Second-Round Selection in the 2010 NHL Entry Draft on February 4, 2010.														



# THRASHERS TEAM HISTORY

## ALL-TIME PLAYER REGISTER

PLAYER	POS.	NO.	SEASON(S)	REGULAR SEASON					PLAYOFFS				
				GP	G	A	PTS	PIM	GP	G	A	PTS	PIM
<b>Odgers, Jeff</b>	RW	20	2000-01 to 2002-03	202	12	15	27	532	-	-	-	-	-
Claimed from Minnesota in NHL Waiver Draft on Sept. 29, 2000. Became a free agent on July 1, 2003.													
<b>Oystrick, Nathan</b>	D	7, 47	2008-09 to 2009-10	53	4	8	12	50	-	-	-	-	-
Selected in the seventh round, 198th overall, in the 2002 NHL Entry Draft. Traded to Anaheim on March 1, 2010 for Evgeny Artyukhin.													
<b>Petrovicky, Ronald</b>	RW	26	2003-04 to 2005-06	138	24	27	51	185	-	-	-	-	-
Claimed from NY Rangers in NHL Waiver Draft on Oct. 3, 2003. Became a free agent on July 1, 2006.													
<b>Perrin, Eric</b>	C	11	2007-08 to 2008-09	159	19	49	68	62	-	-	-	-	-
Signed as an unrestricted free agent on July 1, 2007. Became a free agent on July 1, 2009.													
<b>Peeverly, Rich</b>	C	47	2008-09 to Current	121	34	55	89	54	-	-	-	-	-
Claimed on waivers from Nashville on Jan. 10, 2008.													
<b>Piros, Kamil</b>	C	25, 22	2001-02 to 2003-04	25	3	4	7	10	-	-	-	-	-
Acquired from Buffalo with a fourth-round draft selection (later traded to St. Louis, St. Louis selected Igor Valeev) in the 2001 NHL Entry Draft for Donald Audette on Mar. 13, 2001. Traded to Florida for Kyle Rossiter on Mar. 8, 2004.													
<b>Popovic, Mark</b>	D	39, 6, 7	2005-06 to 07-08, 09-10	80	2	5	7	20	-	-	-	-	-
Acquired from Anaheim for Kip Brennan on Aug. 25, 2005. Became a free agent on July 1, 2008. Spent the 2008-09 season with SKA St. Petersburg. Agreed to terms on September 29, 2009. Became a free agent on July 1, 2010.													
<b>Pothier, Brian</b>	D	29, 3	2000-01 to 2001-02	36	3	6	9	24	-	-	-	-	-
Signed as an unrestricted free agent on Apr. 8, 2000. Traded to Ottawa for Shawn McEachern and a sixth round selection (Dan Turple) in the 2004 NHL Entry Draft on June 29, 2002.													
<b>Prochazka, Martin</b>	RW	23	1999-00	3	0	1	1	0	-	-	-	-	-
Acquired from Toronto for a sixth-round selection (Max Kondratiev) in the 2001 NHL Entry Draft on July 15, 1999. Became a free agent on July 1, 2000.													
<b>Reasoner, Marty</b>	C	19	2008-09	159	18	29	47	60	-	-	-	-	-
Signed as an unrestricted free agent on July 17, 2008. Traded to the Chicago Blackhawks with Joey Crabb and Jeremy Morin and a first and second round pick in exchange for Dustin Byfuglien, Ben Eager, Brent Sopel and Akim Aliu.													
<b>Recchi, Mark</b>	RW	8	2007-08	53	12	28	40	20	-	-	-	-	-
Claimed on waivers from Pittsburgh on Dec. 8, 2007. Became a free agent on July 1, 2008.													
<b>Reirden, Todd</b>	D	28	2001-02	65	3	5	8	82	-	-	-	-	-
Signed as an unrestricted free agent on July 16, 2001. Became a free agent on July 1, 2002.													
<b>Rheaume, Pascal</b>	C	26	2001-02 to 2002-03	98	15	18	33	49	-	-	-	-	-
Claimed on waivers from Chicago on Nov. 14, 2001. Traded to New Jersey for future considerations on Feb. 24, 2003.													
<b>Robitaille, Randy</b>	C	28	2003-04	69	11	26	37	20	-	-	-	-	-
Signed as an unrestricted free agent on Aug. 12, 2003. Became a free agent on July 1, 2004.													
<b>Rossiter, Kyle</b>	D	48	2003-04	2	0	1	1	0	-	-	-	-	-
Acquired from Florida for Kamil Piros on Mar. 8, 2004. Became a free agent on July 1, 2004.													
<b>Rucchin, Steve</b>	C	20	2006-07	47	5	16	21	14	-	-	-	-	-
Signed as an unrestricted free agent on July 3, 2007. Became a free agent on July 1, 2008.													
<b>Safonov, Kirill</b>	D	29	2001-02 to 2002-03	34	2	2	4	16	-	-	-	-	-
Acquired from Phoenix with Ruslan Zainullin and a fifth-round selection (Pat Dwyer) in the 2002 NHL Entry Draft for Darcy Hordichuk, a fourth-round selection (Lance Morych) and a fifth-round selection (John Zeiler) in the 2002 NHL Entry Draft on Mar. 19, 2002. Traded to Nashville with Simon Gamache for Tomas Kloucek and Ben Simon on Dec. 2, 2003.													
<b>Salmela, Anssi</b>	D	25	2008-09 to 2009-10	38	2	6	8	24	-	-	-	-	-
Acquired from New Jersey for Niclas Havelid and Myles Stoesz on March 2, 2009. Traded to New Jersey with Ilya Kovalchuk on February 4, 2010 in exchange for Johnny Oduya, Patrice Cormier and Niclas Bergfors and a First- and Second-Round Selection in the 2010 NHL Draft (both picks were later traded to the Chicago Blackhawks for forwards Dustin Byfuglien, Ben Eager, Akim Aliu and defenseman Brent Sopel).													
<b>Santala, Tommi</b>	C	24	2003-04	33	1	2	3	22	-	-	-	-	-
Selected in the ninth round, 245th overall, in the 1999 NHL Entry Draft. Traded to Vancouver with a fifth-round selection (Charles-Antoine Messier) in the 2007 NHL Entry Draft for a fourth-round selection (Niklas Lucenius) in the 2007 NHL Entry Draft on June 13, 2006.													
<b>Sarault, Yves</b>	LW	32	2000-01	20	5	4	9	26	-	-	-	-	-
Signed as an unrestricted free agent on July 20, 2000. Claimed on waivers by Nashville on June 16, 2001.													
<b>Savard, Marc</b>	C	9	2002-02 to 2005-06	184	63	133	196	262	-	-	-	-	-
Acquired from Calgary for Ruslan Zainullin on Nov. 15, 2002. Became a free agent on July 1, 2006.													
<b>Schneider, Mathieu</b>	D	18	2008-09	44	4	11	15	50	-	-	-	-	-
Acquired from Anaheim for Ken Klee, Brad Larsen and Chad Painchaud on Sept. 26, 2008. Traded to Montreal with a third-round selection (Joonas Nattinen) in the 2009 NHL Entry Draft for a second-round selection (Jeremy Morin) in the 2009 NHL Entry Draft and a third-round selection in the 2010 NHL Entry Draft on Feb. 16, 2009.													
<b>Schubert, Christoph</b>	D	16	2009-10	47	2	5	7	69	-	-	-	-	-
Claimed off waivers from Ottawa on October 2, 2009. Became a free agent on July 1, 2010.													
<b>Sellers, Luke</b>	D	40	2001-02	1	0	0	0	2	-	-	-	-	-
Selected in the second round, 30th overall, in the 1999 NHL Entry Draft. Became a free agent on July 1, 2004.													
<b>Shannon, Daryl</b>	D	8	1999-00	49	5	13	18	65	-	-	-	-	-
Selected from Buffalo in Expansion Draft on June 25, 1999. Traded to Calgary with Jason Botterill for Hnat Domenichelli and Dmitri Vlasenkov on Feb. 11, 2000.													

# THRASHERS TEAM HISTORY

## ALL-TIME PLAYER REGISTER

PLAYER	POS.	NO.	SEASON(S)	REGULAR SEASON					PLAYOFFS				
				GP	G	A	PTS	PIM	GP	G	A	PTS	PIM
<b>Sim, Jon</b>	RW	14	2006-07	77	17	12	29	60	4	0	0	0	0
Signed as a free agent on July 13, 2006. Became a free agent on July 1, 2007.													
<b>Simon, Ben</b>	C	45, 14	2001-02 to 2003-04	68	3	1	4	43	-	-	-	-	-
Acquired from Chicago for a ninth-round selection (Peter Flache) in the 2000 NHL Entry Draft on June 25, 2000. Became a free agent on July 1, 2003. Acquired from Nashville with Tomas Kloucek for Simon Gamache and Kirill Safronov on Dec. 2, 2003. Became a free agent on July 1, 2004.													
<b>Skalde, Jarrod</b>	C	18	2000-01	19	1	2	3	20	-	-	-	-	-
Signed as a free agent on July 21, 2000. Traded to Philadelphia for Joe DiPenta on Mar. 4, 2002.													
<b>Skopintsev, Andrei</b>	D	41	2000-01	17	1	3	4	16	-	-	-	-	-
Signed as a free agent on Sept. 7, 2000. Became a free agent on July 1, 2001.													
<b>Slater, Jim</b>	C	23	2005-06 to Current	335	42	46	88	261	4	0	0	0	2
Selected in the first round, 30th overall, in 2002 NHL Entry Draft.													
<b>Slegr, Jiri</b>	D	71	2000-01 to 2001-02	71	6	21	27	87	-	-	-	-	-
Acquired from Pittsburgh for a third-round selection (later traded to Dallas, Dallas selected Yared Hagos) in the 2001 NHL Entry Draft on Jan. 14, 2001. Traded to Detroit for Yuri Butsayev and a third-round selection (later traded to Columbus, Columbus selected Jeff Genovyi) in the 2002 NHL Entry Draft on Mar. 19, 2002.													
<b>Smehlik, Richard</b>	D	42	2002-03	43	2	9	11	16	-	-	-	-	-
Signed as a free agent on July 10, 2002. Traded to New Jersey with a sixth-round selection (Josh Disher) and an eighth-round selection (Nathan Perkovich) in the 2004 NHL Entry Draft for a fourth-round selection (Michael Vannelli) in the 2003 NHL Entry Draft on March 10, 2003.													
<b>Snyder, Dan</b>	C	26, 37	2000-01 to 2002-03	49	11	5	16	64	-	-	-	-	-
Signed as a free agent on July 6, 1999.													
<b>Staios, Steve</b>	D	25	1999-00 to 2000-02	97	11	16	27	203	-	-	-	-	-
Selected from Vancouver in Expansion Draft on June 25, 1999. Traded to New Jersey for a ninth-round selection (Simon Gamache) in the 2000 NHL Entry Draft on June 12, 2000. Acquired from New Jersey for future considerations on July 10, 2000. Became a free agent on July 1, 2001.													
<b>Stapleton, Mike</b>	C	14	1999-2000	62	10	12	22	30	-	-	-	-	-
Selected from Phoenix in the Expansion Draft on June 25, 1999. Became a free agent on July 1, 2000.													
<b>Stapleton, Tim</b>	C	42	2009-10	6	2	0	2	2	-	-	-	-	-
Acquired from Toronto with Pavel Kubina for Garnet Exelby and Colin Stuart on July 1, 2009. Became a free agent on July 1, 2010.													
<b>Stefan, Patrik</b>	C	13, 27	1999-00 to 2005-06	414	59	118	177	148	-	-	-	-	-
Selected in the first round, first overall, in the 1999 NHL Entry Draft. Traded to Dallas with Jaroslav Modry for Niko Kapanen and a seventh-round selection (Will O'Neill) in the 2006 NHL Entry Draft on June 24, 2006.													
<b>Sterling, Brett</b>	LW	21	2007-08 to 2009-10	19	2	2	4	16	-	-	-	-	-
Selected in the second round, 41st overall, in the 2005 NHL Entry Draft. Traded to San Jose with Mike Vernace on June 23, 2010.													
<b>Stewart, Karl</b>	LW	42	2003-04 to 2005-06	13	0	1	1	19	-	-	-	-	-
Signed as an unrestricted free agent on Sept. 28, 2001. Traded to Anaheim with a second-round selection (later traded to Colorado, Colorado selected T.J. Galiardi) in the 2007 NHL Entry Draft and future considerations for Vitaly Vishnevski on Aug. 17, 2006.													
<b>Stuart, Colin</b>	LW	49	2007-08 to 2008-09	51	8	5	13	24	-	-	-	-	-
Selected in the fifth round, 135th overall, in the 2001 NHL Entry Draft. Traded to Toronto with Garnet Exelby for Pavel Kubina and Tim Stapleton on July 1, 2009.													
<b>Sutton, Andy</b>	D	25	2001-02 to 2006-07	273	21	66	87	474	4	0	0	0	10
Acquired from Minnesota for Hnat Domenichelli on Jan. 22, 2002. Became a free agent on July 1, 2007.													
<b>Svartvadet, Per</b>	C	39	1999-00 to 2002-03	247	17	34	51	58	-	-	-	-	-
Acquired from Dallas for a sixth-round selection (Justin Cox) in the 1999 NHL Entry Draft on June 26, 1999. Became a free agent on July 1, 2003.													
<b>Swanson, Brian</b>	C	29	2003-04	2	0	1	1	0	-	-	-	-	-
Signed as an unrestricted free agent on July 24, 2003. Became a free agent on July 1, 2004.													
<b>Sylvester, Dean</b>	RW	11	1999-00 to 2000-01	95	21	16	37	32	-	-	-	-	-
Acquired from Buffalo for future considerations on June 25, 1999. Became a free agent on July 1, 2001.													
<b>Tamer, Chris</b>	D	4	1999-00 to 2003-04	339	12	38	50	503	-	-	-	-	-
Selected from NY Rangers in Expansion Draft on June 25, 1999. Became a free agent on July 1, 2004.													
<b>Tapper, Brad</b>	RW	19, 18	2000-01 to 2002-03	71	14	11	25	72	-	-	-	-	-
Signed as an unrestricted free agent on Apr. 11, 2000. Traded to Ottawa for Daniel Corso on Jan. 6, 2004.													
<b>Thorburn, Chris</b>	RW	27	2007-08 to Current	231	16	30	46	285	-	-	-	-	-
Acquired from Pittsburgh for a third-round selection (Robert Bortuzzo) in the 2007 NHL Entry Draft on June 22, 2007.													
<b>Tjarnqvist, Daniel</b>	D	36	2001-02 to 2003-04	218	10	43	53	60	-	-	-	-	-
Acquired from Florida with Gord Murphy, Herbert Vasiljevs and a sixth-round selection (later traded to Dallas, Dallas selected Justin Cox) in the 1999 NHL Entry Draft for Trevor Kidd on June 25, 1999. Became a free agent on July 1, 2004.													
<b>Tkachuk, Keith</b>	C	8	2006-07	18	7	8	15	34	4	1	2	3	12
Acquired from St. Louis for C Glen Metropolit, a first-round selection (later traded to Calgary, Calgary selected Mikael Backlund) and a third-round selection (Brett Sonne) in the 2007 NHL Entry Draft and a second-round selection (Philip McRae) in the 2008 NHL Entry Draft and a first-round selection (later traded to Atlanta, Atlanta selected Zach Bogosian) in the 2008 NHL Entry Draft. Traded to St. Louis with future considerations, which gave the Thrashers a first-round selection (Zach Bogosian) in the 2008 NHL Entry Draft.													

# THRASHERS TEAM HISTORY ALL-TIME PLAYER REGISTER

PLAYER	POS.	NO.	SEASON(S)	REGULAR SEASON					PLAYOFFS				
				GP	G	A	PTS	PIM	GP	G	A	PTS	PIM
<b>Tremblay, Yannick</b>	D	38	1999-00 to 2003-04	300	33	74	107	144	-	-	-	-	-
Selected from Toronto in Expansion Draft on June 25, 1999. Became a free agent on July 1, 2004.													
<b>Valabik, Boris</b>	D	5, 48	2007-08 to Current	80	0	7	7	210	-	-	-	-	-
Selected in the first round, 10th overall, in the 2004 NHL Entry Draft.													
<b>Vasijevs, Herbert</b>	RW	37	1999-00 to 2000-01	28	5	5	10	18	-	-	-	-	-
Acquired from Florida with Gord Murphy, Daniel Tjarnqvist and a sixth-round selection (later traded to Dallas, Dallas selected Justin Cox) in the 1999 NHL Entry Draft for Trevor Kidd on June, 25, 1999. Became a free agent on July 1, 2001.													
<b>Vigier, J.P.</b>	RW	11, 29, 47	2000-01 to 2006-07	213	23	23	46	97	-	-	-	-	-
Signed as an unrestricted free agent, March 24, 2000. Became a free agent on July 1, 2007.													
<b>Vishnevski, Vitaly</b>	D	3	2006-07	52	3	9	12	31	-	-	-	-	-
Acquired from Anaheim in for Karl Stewart and a second-round selection (later traded to Colorado, Colorado selected T.J. Galiardi) in the 2007 Entry Draft. Traded to Nashville for Eric Belanger on Feb. 10, 2007.													
<b>Vujtek, Vladimir</b>	LW	9	1999-00	3	0	0	0	0	-	-	-	-	-
Signed as an unrestricted free agent on July 15, 1999. Became a free agent on July 1, 2000.													
<b>Vyshedkevich, Sergei</b>	D	3	1999-00 to 2000-01	30	2	5	7	16	-	-	-	-	-
Acquired from New Jersey for future considerations on June 25, 1999. Traded to Anaheim with Scott Langkow for Ladislav Kohn on Feb. 9, 2001.													
<b>Weaver, Mike</b>	D	43	2001-02 to 2003-04	57	0	6	6	30	-	-	-	-	-
Signed as an unrestricted free agent on June 15, 2000. Became a free agent on July 1, 2004.													
<b>White, Todd</b>	C	12	2007-08 to 2009-10	221	43	93	136	84	-	-	-	-	-
Signed as an unrestricted free agent on July 1, 2007. Traded to the New York Rangers on August 2, 2010.													
<b>Williams, Jason</b>	RW	14	2008-09	41	7	11	18	8	-	-	-	-	-
Signed as an unrestricted free agent on July 14, 2008. Traded to Columbus for Clay Wilson and a sixth-round selection (later traded to Chicago, Chicago selected David Pacan) in the 2009 NHL Entry Draft on Jan. 14, 2009.													
<b>Zhitnik, Alexei</b>	D	77	2006-07 to 2007-08	83	5	17	22	72	4	0	0	0	4
Acquired from Philadelphia for Braydon Coburn on Feb. 24, 2007. Contract bought out on June 30, 2008.													

## GOALTENDERS

GOALTENDER	NO.	SEASON(S)	REGULAR SEASON				PLAYOFFS			
			GP	W-L-OT	SO	GAA	GP	W-L-OT	SO	GAA
<b>Berkhoel, Adam</b>	33	2005-06	9	2-4-1	0	3.80	-	-	-	-
Acquired from Chicago for future considerations on June 27, 2004. Became a free agent on July 1, 2006.										
<b>Cassivi, Frederic</b>	35	2001-02 to 2002-03	8	3-4-0	0	3.89	-	-	-	-
Acquired from Colorado for Brett Clark on Jan. 24, 2002. Became a free agent on July 1, 2003.										
<b>Dafoe, Byron</b>	34	2002-03 to 2003-04	35	9-22-2	0	3.72	-	-	-	-
Signed as an unrestricted free agent on Nov. 19, 2002. Became a free agent on July 1, 2004.										
<b>Dunham, Mike</b>	1	2005-06	17	8-5-2	1	2.77	-	-	-	-
Signed as an unrestricted free agent on Sept. 2, 2005. Became a free agent on July 1, 2006.										
<b>Fankhouser, Scott</b>	30	1999-00 to 2000-01	23	4-12-2	0	3.31	-	-	-	-
Signed as an unrestricted free agent on Aug. 24, 1999. Became a free agent on July 1, 2001.										
<b>Garnett, Michael</b>	35	2005-06	24	10-7-4	2	3.44	-	-	-	-
Selected in the third round, 80th overall, in the 2001 NHL Entry Draft. Became a free agent on July 1, 2007.										
<b>Hedberg, Johan</b>	1	2006-07 to 2009-10	137	57-47-14	4	3.08	2	0-2-0	0	2.56
Signed as an unrestricted free agent on July 1, 2006. Became a free agent on July 1, 2010.										
<b>Hnilicka, Milan</b>	33	2000-01 to 2002-03	117	29-65-13	5	3.29	-	-	-	-
Signed as an unrestricted free agent on July 28, 2000. Traded to Los Angeles for future considerations on Sept. 15, 2003.										
<b>Langkow, Scott</b>	35	1999-00	15	3-11-0	0	4.31	-	-	-	-
Acquired from Phoenix for future considerations on June 25, 1999. Traded to Anaheim with Sergei Vyshedkevich for Ladislav Kohn on Feb. 9, 2001.										
<b>Lehtonen, Kari</b>	32	2003-04 to 2009-10	204	94-83-17	14	2.87	2	0-2-0	0	5.59
Selected in the first round, second overall, in the 2001 NHL Entry Draft. Traded to Dallas in exchange for Ivan Vishnevskiy and a fourth-round pick on February 9, 2010.										
<b>Maracle, Norm</b>	34	1999-00 to 2001-02	46	6-28-5	1	3.45	-	-	-	-
Selected from Detroit in the Expansion Draft on June 25, 1999. Became a free agent on July 1, 2002.										
<b>Nurminen, Pasi</b>	31	2001-02 to 2003-04	125	48-54-12	5	2.98	-	-	-	-
Selected in the sixth round, 189th overall, in the 2001 NHL Entry Draft. Retired on Aug. 26, 2005.										
<b>Pavelec, Ondrej</b>	33, 31	2007-08 to Current	61	20-28-7	2	3.33	-	-	-	-
Selected in the second round, 41st overall, in the 2005 NHL Entry Draft.										
<b>Rhodes, Damian</b>	1	1999-00 to 2001-02	81	14-48-11	1	3.60	-	-	-	-
Acquired from Ottawa for future considerations on June 18, 1999. Became a free agent on July 1, 2002.										
<b>Shields, Steve</b>	30, 31	2005-06	5	1-2-1	0	4.28	-	-	-	-
Signed as an unrestricted free agent on Oct. 27, 2005. Became a free agent on July 1, 2006.										
<b>Tabaracci, Rick</b>	31	1999-00	1	0-1-0	0	4.07	-	-	-	-
Signed as an unrestricted free agent on Nov. 3, 1999. Traded to Colorado for Shean Donovan on Dec. 8, 1999.										